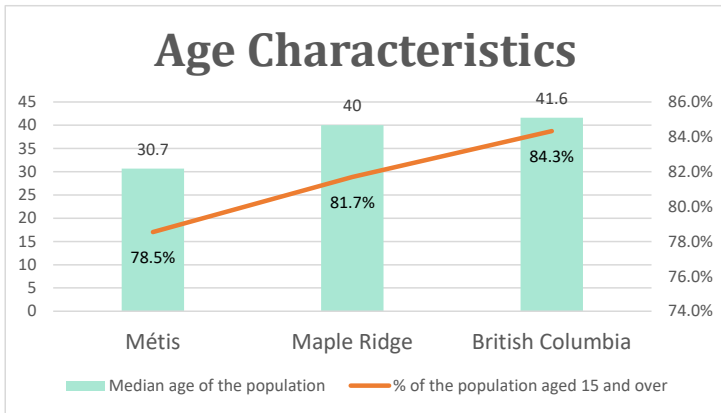


Maple Ridge, BC

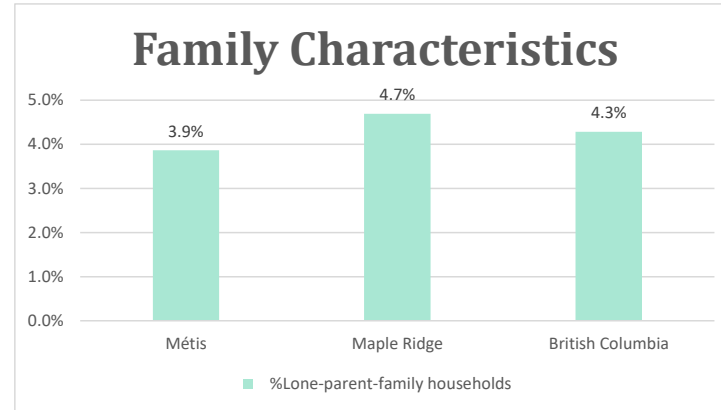
Geo_Code: 5915075

(Source: National Household survey 2011)

The total population reported with Métis single identity is 1,165 (Total Métis household is 675), representing 43% of Aboriginal people, accounting for 1.6% of the total population in Maple Ridge.

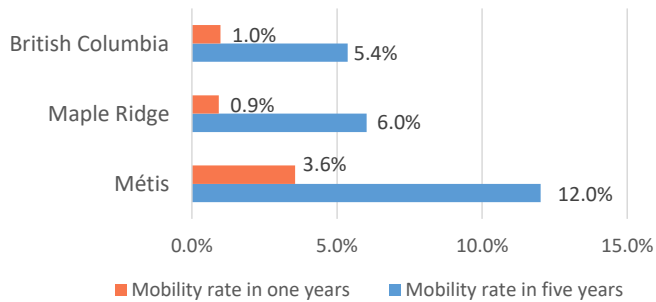


For Métis single identity population, the median age is 30.7 years old, with 78.5% of the population aged 15 and over. As for the total population, the median age is 40.0 in Maple Ridge and 41.6 years old in British Columbia, with 81.7% and 84.3% population aged 15 and over respectively.



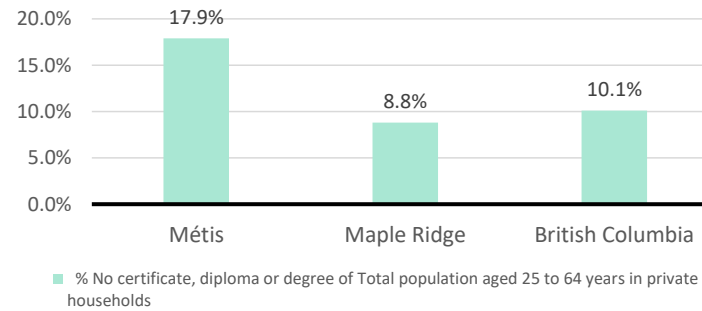
The number of Métis single lone parents household is 45, accounting for 3.9% of the total Métis single private households.

Mobility



40 Métis households moved in last year (3.6%), 125 Métis households moved in the past 5 years (12.0%).

Education



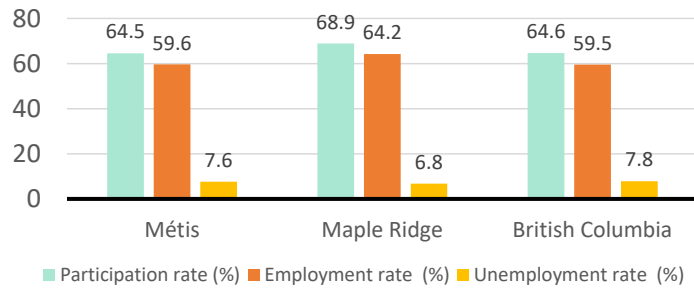
For population aged from 25 to 64 years, 17.9% Métis compared to 8.8% in Maple Ridge and 10.1% in British Columbia have no certificate, diploma or degree.

For Métis aged from 25 to 34, no Métis reported have no certificate, diploma or degree.

Maple Ridge, BC

Labor Force & Housing Statistics

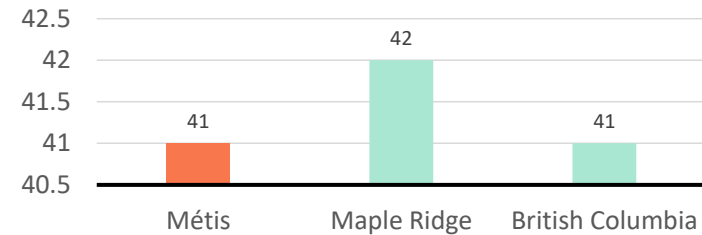
Labour Force Status



Métis participation rate is 64.5%, employment rate is 59.6%, and unemployment rate is 7.6%.

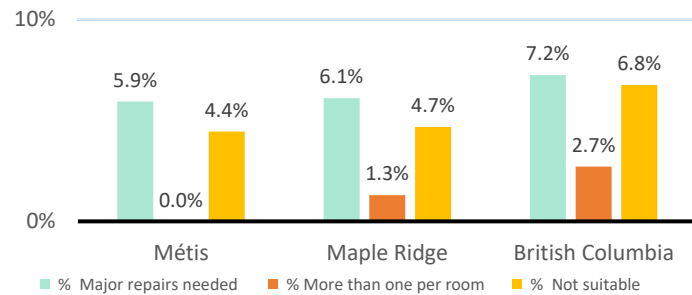
While the participation rate is lower compared with total population in Maple Ridge and British Columbia (68.9% and 64.6%), unemployment rate is higher than Maple Ridge and lower than British Columbia.

Average Weeks Worked in 2010



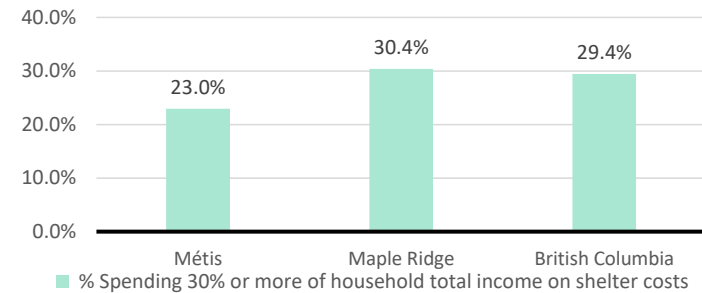
The average weeks worked in 2010 is 41.0 weeks.

Household Characteristics



There are 675 private dwellings occupied by a Métis single household, out of which 5.9% need major repairs, no Métis household reported have more than one person per room, and 4.4% Métis household reported to be not suitable.

Shelter Costs



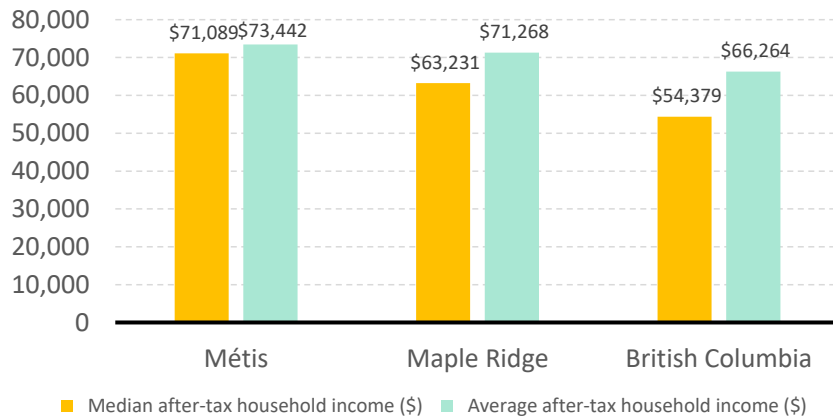
The number of Métis households spending 30% or more of household total income on shelter costs is 155, which is 23.0%

of the total private dwellings occupied by a Métis household, compared to 30.4% of the total population in Maple Ridge and 29.4% of the total population in British Columbia.

Maple Ridge, BC

Income

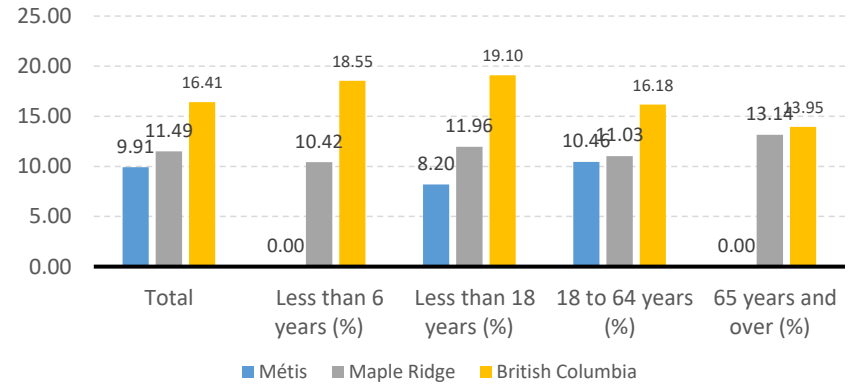
After-Tax Income of Households in 2010



For Métis singles, median after-tax household income is \$71,089, and average after-tax household income is

\$73,442. Métis has higher median and average after-tax income than Maple Ridge and British Columbia.

Prevalence of Low Income in 2010 Based On After-Tax Low-Income Measure (%)



The prevalence of low income based on after-tax low-income measure is 9.91%.

The percentage of low income is 8.20% for people less than 18 years old, 0.00% for people less than 6 years old, 10.46% for people from 18 to 64 years old, and 0.00% for people over 65 years old.