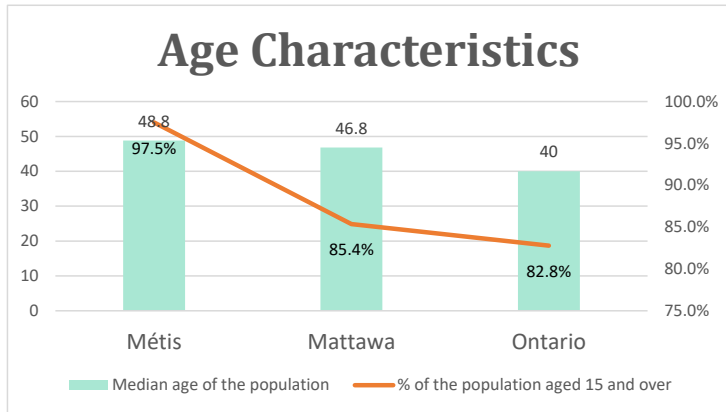


Mattawa, ON

Geo_Code: 3548021

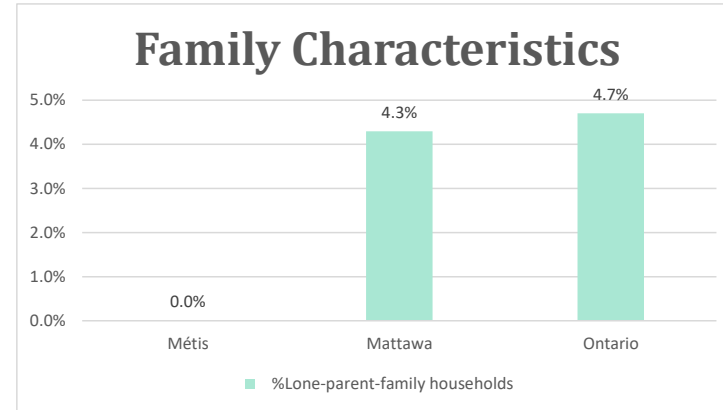
(Source: National Household survey 2011)

The total population reported with Métis single identity is 200 (Total Métis household is 150), representing 43% of Aboriginal people, accounting for 10.1% of the total population in Mattawa.



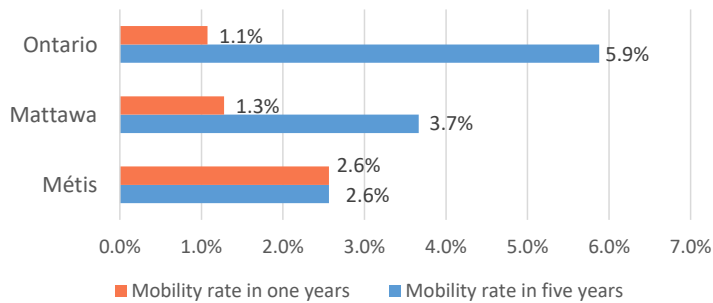
For Métis single identity population, the median age is 48.8 years old, with 97.5% of the population aged 15 and over. As for the total population, the median age is 46.8 in Mattawa and

40.0 years old in Ontario, with 85.4% and 82.8% population aged 15 and over respectively.



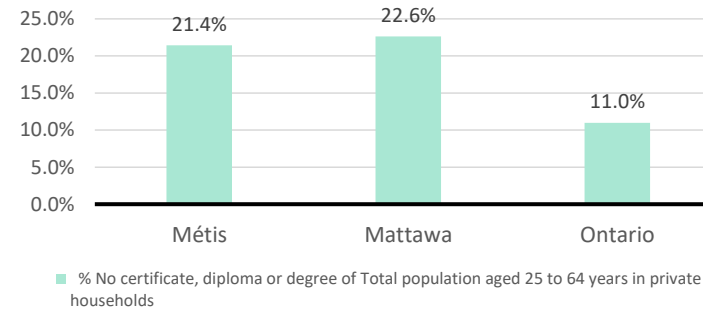
No Métis single lone parents household reported to the survey.

Mobility



5 Métis households moved in last year (2.6%), 5 Métis households moved in the past 5 years (2.6%).

Education



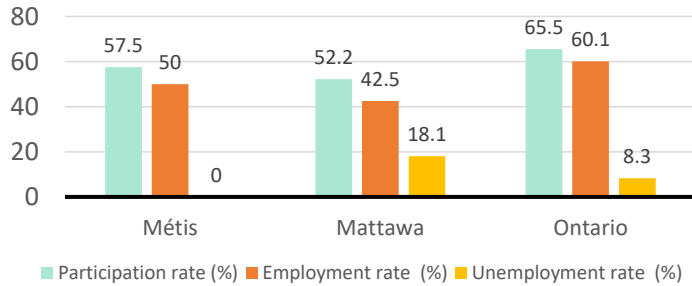
For population aged from 25 to 64 years, 21.4% Métis compared to 22.6% in Mattawa and 11.0% in Ontario have no certificate, diploma or degree.

For Métis aged from 25 to 34, no Métis reported have no certificate, diploma or degree.

Mattawa, ON

Labor Force & Housing Statistics

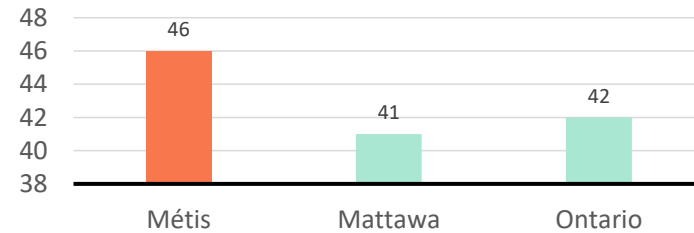
Labour Force Status



Métis participation rate is 57.5%, employment rate is 50.0%, and unemployment rate is 0.0%.

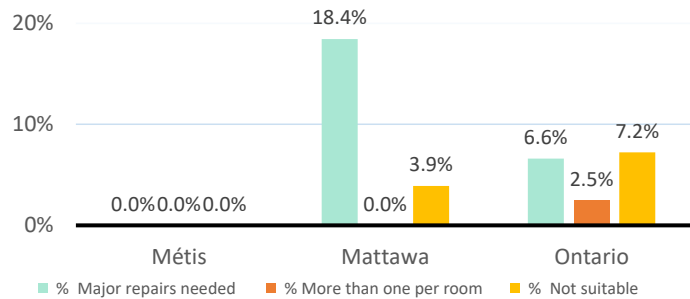
While the participation rate is higher compared with total population in Mattawa and lower than Ontario (52.2% and 65.5%), no Métis reported unemployment.

Average Weeks Worked in 2010



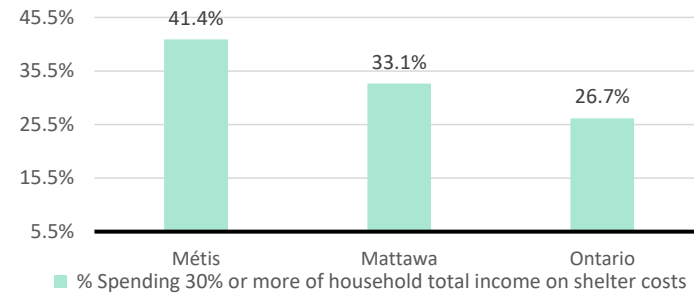
The average weeks worked in 2010 is 46.0 weeks.

Household Characteristics



There are 150 private dwellings occupied by a Métis single household, out of which no Métis single household reported need major repairs, have more than one person per room, or not suitable.

Shelter Costs



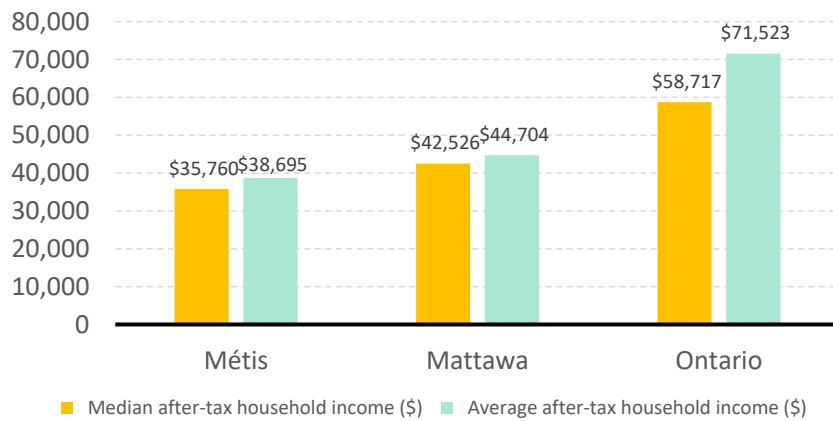
The number of Métis households spending 30% or more of household total income on shelter costs is 60, which is 41.4%

of the total private dwellings occupied by an Métis household, compared to 33.1% of the total population in Mattawa and 26.7% of the total population in Ontario.

Mattawa, ON

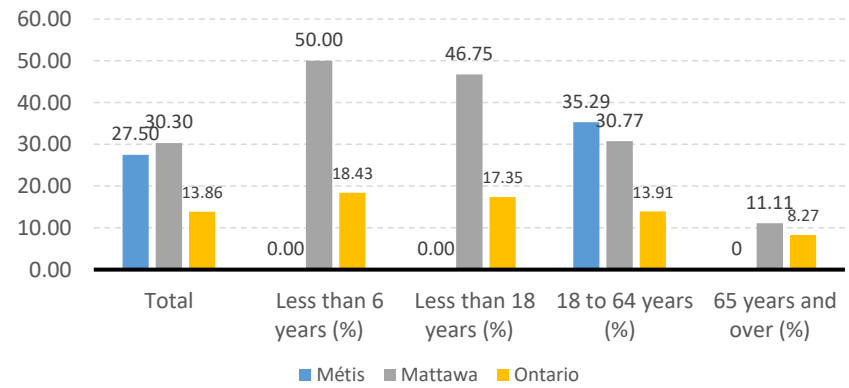
Income

After-Tax Income of Households in 2010



For Métis singles, median after-tax household income is \$35,760, and average after-tax household income is \$38,695. Métis has lower median and average after-tax income than Mattawa and Ontario.

Prevalence of Low Income in 2010 Based On After-Tax Low-Income Measure (%)



The prevalence of low income based on after-tax low-income measure is 27.50%.

The percentage of low income is 0.00% for people less than 18 years old, 0.00% for people less than 6 years old, 35.29% for people from 18 to 64 years old, and 0.00% for people over 65 years old.