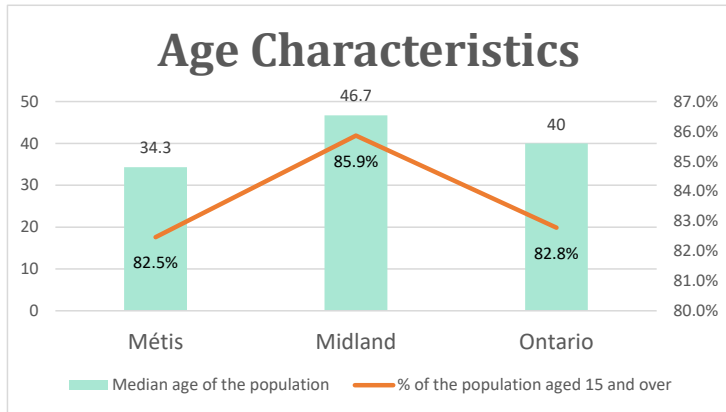


# Midland, ON

Geo\_Code: 3543074

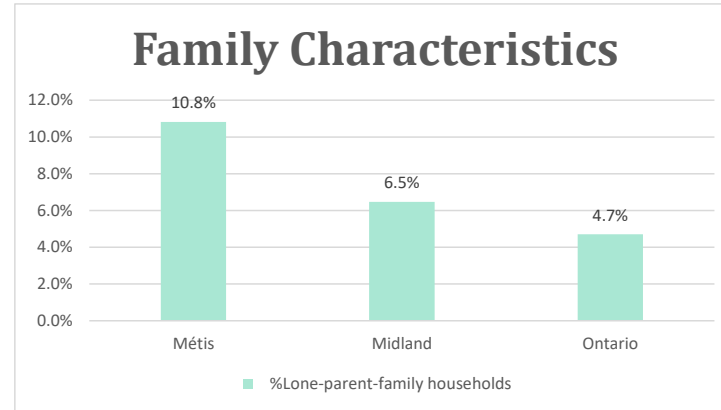
(Source: National Household survey 2011)

The total population reported with Métis single identity is 1,340 (Total Métis household is 715), representing 70% of Aboriginal people, accounting for 8.3% of the total population in Midland.



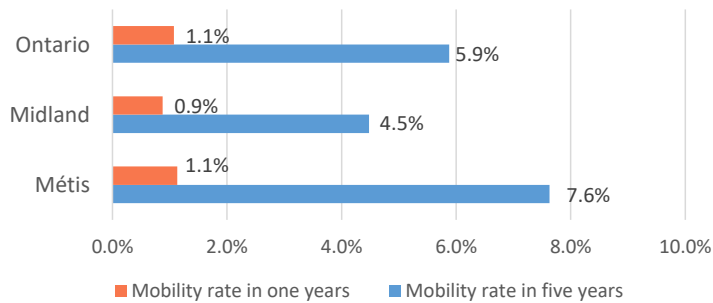
For Métis single identity population, the median age is 34.3 years old, with 82.5% of the population aged 15 and over. As for the total population, the median age is 46.7 in Midland and

40.0 years old in Ontario, with 85.9% and 82.8% population aged 15 and over respectively.



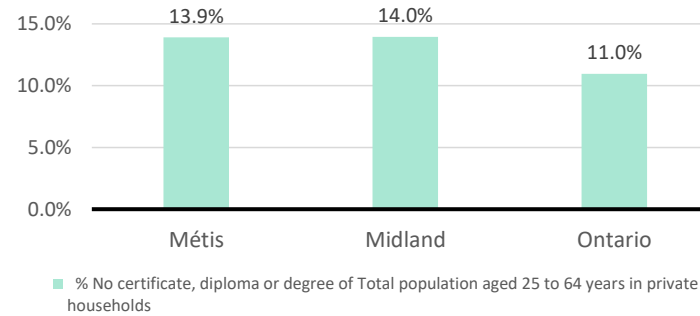
The number of Métis single lone parents household is 145, accounting for 10.8% of the total Métis single private households.

## Mobility



15 Métis households moved in last year (1.1%), 95 Métis households moved in the past 5 years (7.6%).

## Education



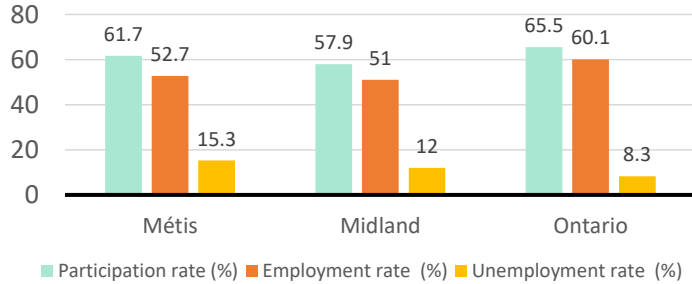
For population aged from 25 to 64 years, 13.9% Métis compared to 14.0% in Midland and 11.0% in Ontario have no certificate, diploma or degree.

For Métis aged from 25 to 34, no Métis reported have no certificate, diploma or degree.

# Midland, ON

## Labor Force & Housing Statistics

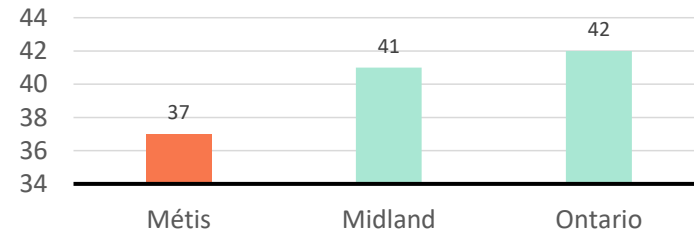
### Labour Force Status



Métis participation rate is 61.7%, employment rate is 52.7%, and unemployment rate is 15.3%.

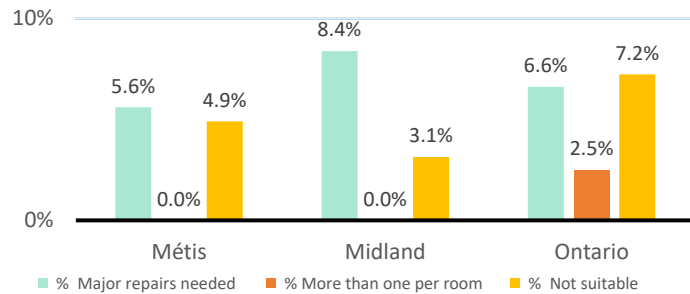
While the participation rate is higher compared with total population in Midland and lower than Ontario (57.9% and 65.5%), unemployment rate is higher.

### Average Weeks Worked in 2010



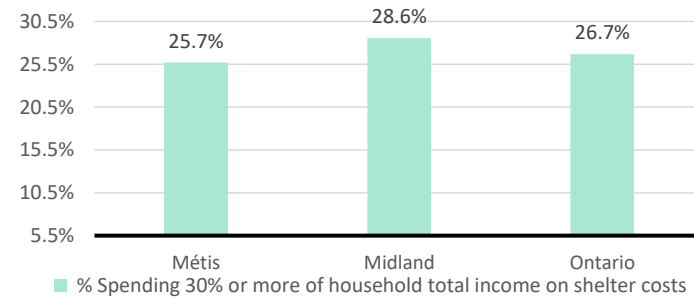
The average weeks worked in 2010 is 37.0 weeks.

### Household Characteristics



There are 715 private dwellings occupied by a Métis single household, out of which 5.6% need major repairs, no Métis household reported have more than one person per room, and 4.9% Métis household reported to be not suitable.

### Shelter Costs



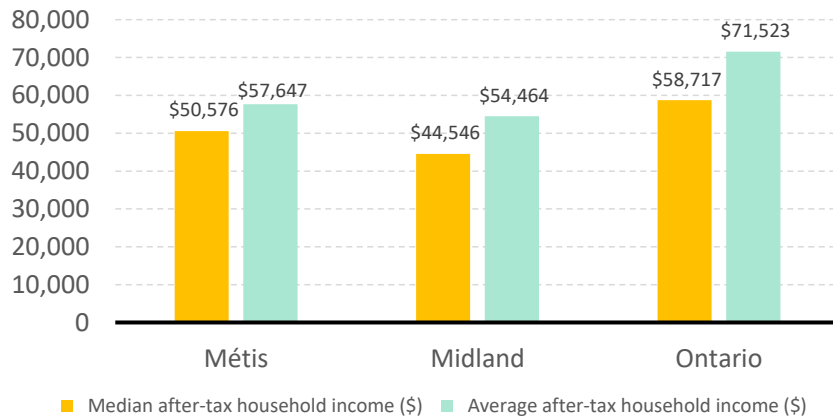
The number of Métis households spending 30% or more of household total income on shelter costs is 185, which is 25.7%

of the total private dwellings occupied by an Métis household, compared to 28.6% of the total population in Midland and 26.7% of the total population in Ontario.

# Midland, ON

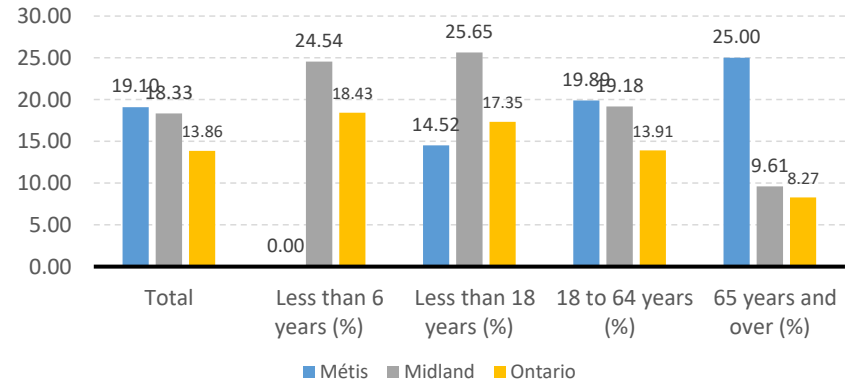
## Income

After-Tax Income of Households in 2010



For Métis singles, median after-tax household income is \$50,576, and average after-tax household income is \$57,647. Métis has higher median and average after-tax income than Midland, and lower median and average after-tax income than Ontario.

Prevalence of Low Income in 2010 Based On After-Tax Low-Income Measure (%)



The prevalence of low income based on after-tax low-income measure is 19.10%.

The percentage of low income is 14.52% for people less than 18 years old, 0.00% for people less than 6 years old, 19.89% for people from 18 to 64 years old, and 25.00% for people over 65 years old.