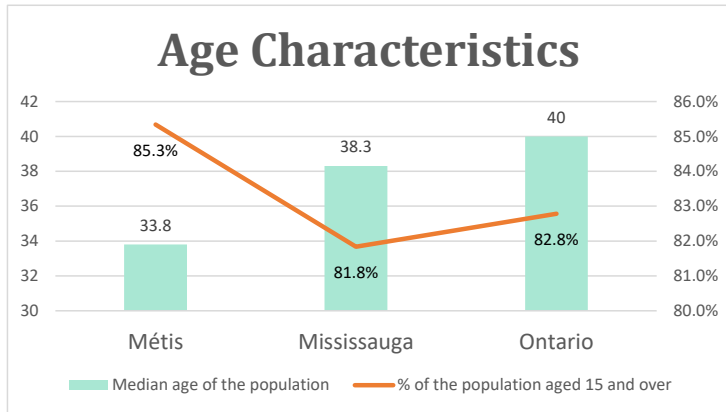


Mississauga, ON

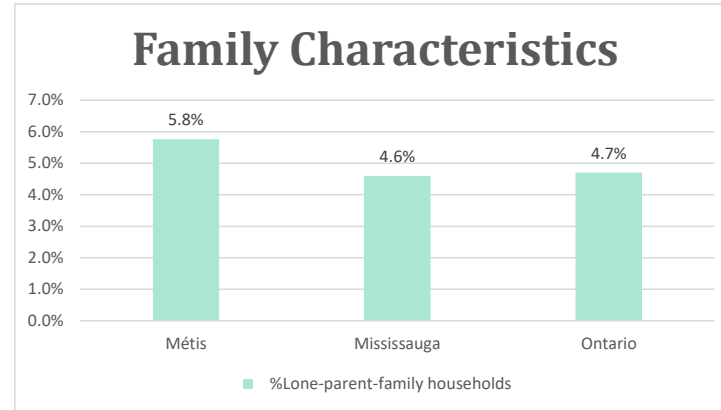
Geo_Code: 3521005

(Source: National Household survey 2011)

The total population reported with Métis single identity is 955 (Total Métis household is 590), representing 30% of Aboriginal people, accounting for 0.1% of the total population in Mississauga.

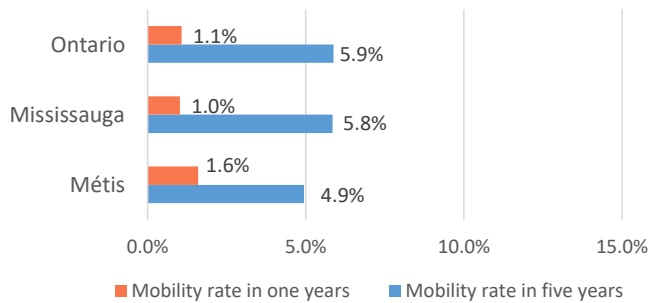


For Métis single identity population, the median age is 33.8 years old, with 85.3% of the population aged 15 and over. As for the total population, the median age is 38.3 in Mississauga and 40.0 years old in Ontario, with 81.8% and 82.8% population aged 15 and over respectively.



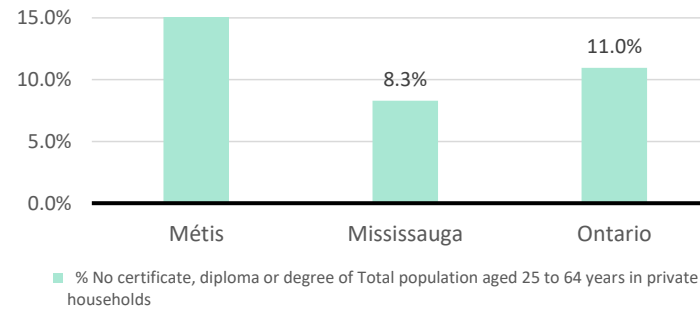
The number of Métis single lone parents household is 55, accounting for 5.8% of the total Métis single private households.

Mobility



15 Métis households moved in last year (1.6%), 45 Métis households moved in the past 5 years (4.9%).

Education



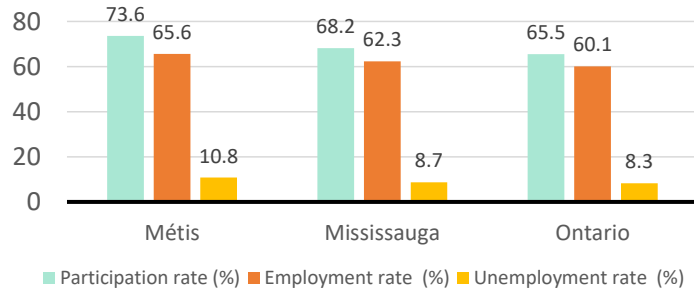
For population aged from 25 to 64 years, 16.7% Métis compared to 8.3% in Mississauga and 11.0% in Ontario have no certificate, diploma or degree.

For Métis aged from 25 to 34, 20.0% Métis reported to have no certificate, diploma or degree.

Mississauga, ON

Labor Force & Housing Statistics

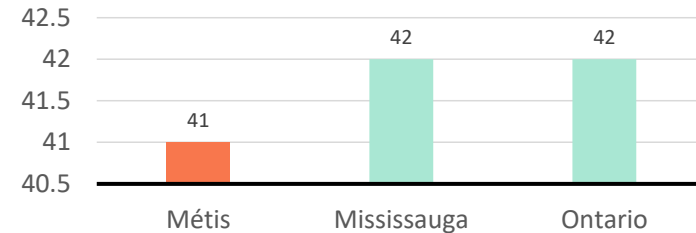
Labour Force Status



Métis participation rate is 73.6%, employment rate is 65.6%, and unemployment rate is 10.8%.

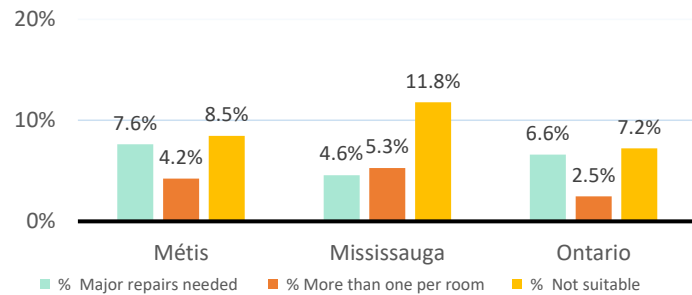
While the participation rate is higher compared with total population in Mississauga and Ontario (68.2% and 65.5%), unemployment rate is also higher.

Average Weeks Worked in 2010



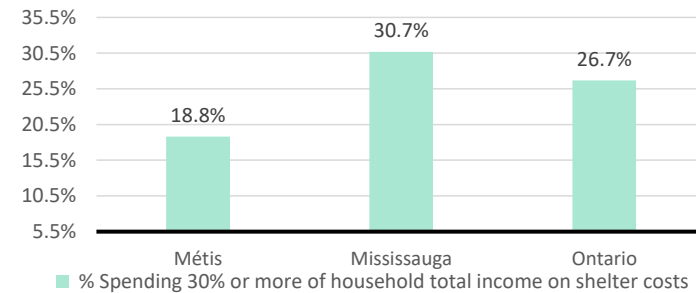
The average weeks worked in 2010 is 41.0 weeks.

Household Characteristics



There are 590 private dwellings occupied by a Métis single household, out of which 7.6% need major repairs, 4.2% have more than one person per room, and 8.5% Métis household reported to be not suitable.

Shelter Costs



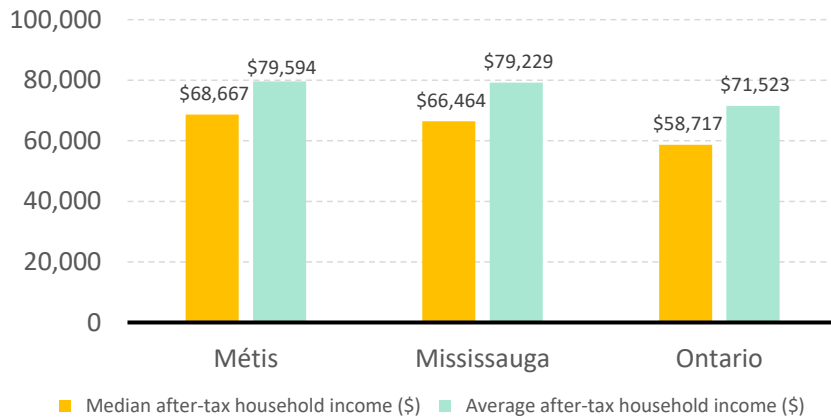
The number of Aboriginal households spending 30% or more of household total income on shelter costs is 110, which is 18.8%

of the total private dwellings occupied by an Aboriginal household, compared to 30.7% of the total population in Mississauga and 26.7% of the total population in Ontario.

Mississauga, ON

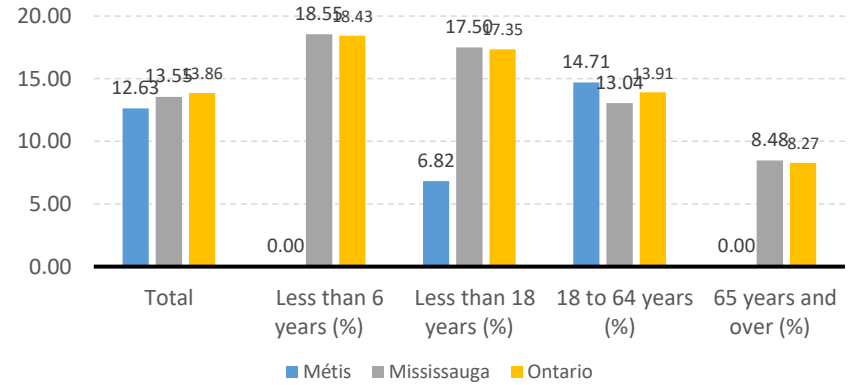
Income

After-Tax Income of Households in 2010



For Métis singles, median after-tax household income is \$68,667, and average after-tax household income is \$79,594. Métis has higher median and average after-tax income than Mississauga and Ontario.

Prevalence of Low Income in 2010 Based On After-Tax Low-Income Measure (%)



The prevalence of low income based on after-tax low-income measure is 12.63%.

The percentage of low income is 6.82% for people less than 18 years old, 0.00% for people less than 6 years old, 14.71% for people from 18 to 64 years old, and 0.00% for people over 65 years old.