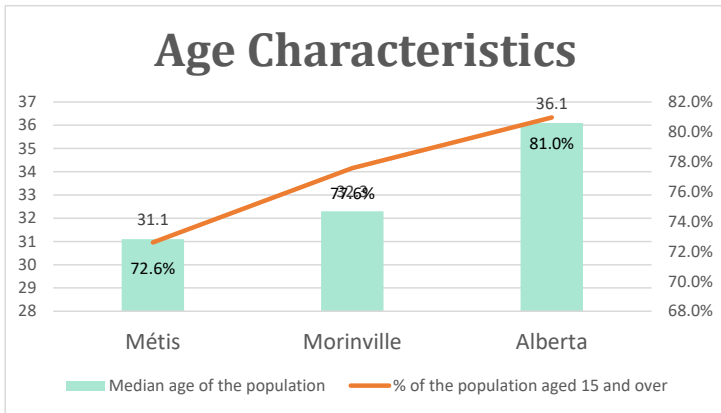


Morinville, AB

Geo_Code: 4811068

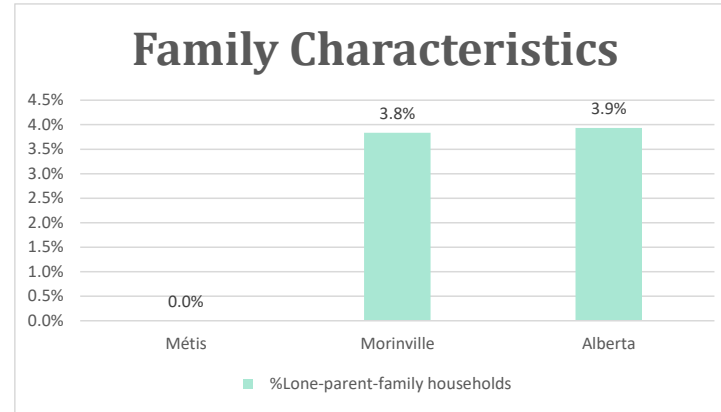
(Source: National Household survey 2011)

The total population reported with Métis single identity is 365 (Total Métis household is 215), representing 70% of Aboriginal people, accounting for 4.3% of the total population in Morinville.



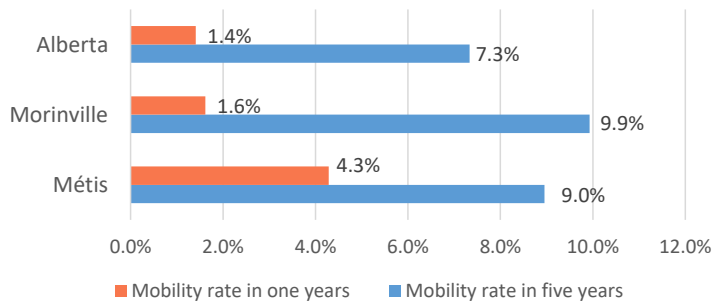
For Métis single identity population, the median age is 31.1 years old, with 72.6% of the population aged 15 and over. As for the total population, the median age is 32.3 in Morinville and

36.1 years old in Alberta, with 77.6% and 81.0% population aged 15 and over respectively.



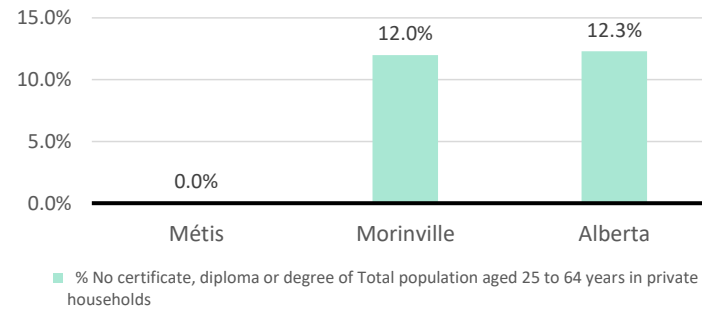
No Métis single lone parents household reported to the survey.

Mobility



15 Métis households moved in last year (4.3%), 30 Métis households moved in the past 5 years (9.0%).

Education



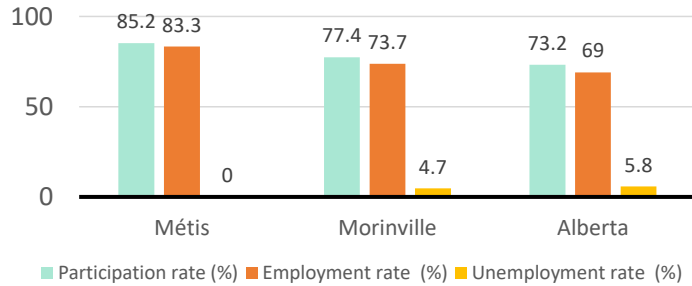
For population aged from 25 to 64 years, no Métis reported have no certificate, diploma or degree.

For Métis aged from 25 to 34, 0.0% Métis reported to have no certificate, diploma or degree.

Morinville, AB

Labor Force & Housing Statistics

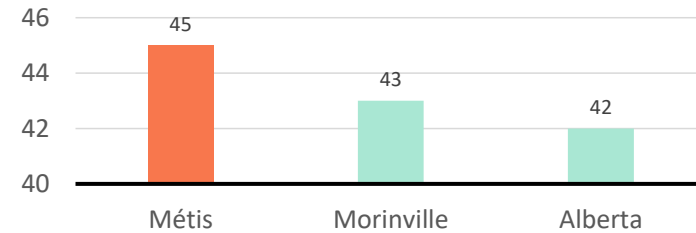
Labour Force Status



Métis participation rate is 85.2%, employment rate is 83.3%, and unemployment rate is 0.0%.

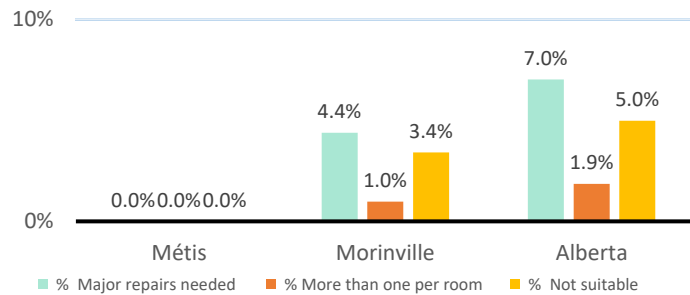
While the participation rate is lower compared with total population in Morinville and Alberta (77.4% and 73.2%), no Métis reported unemployment.

Average Weeks Worked in 2010



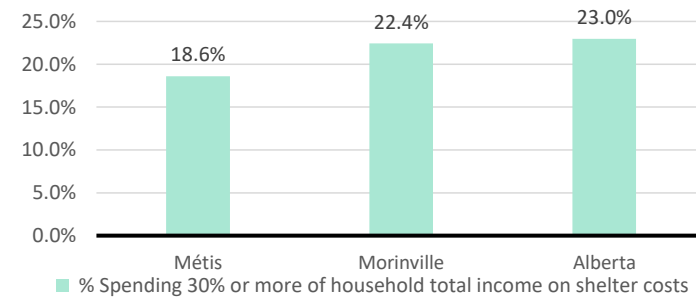
The average weeks worked in 2010 is 45.0 weeks.

Household Characteristics



There are 215 private dwellings occupied by a Métis single household, out of which no Métis single household reported need major repairs, have more than one person per room, or not suitable.

Shelter Costs



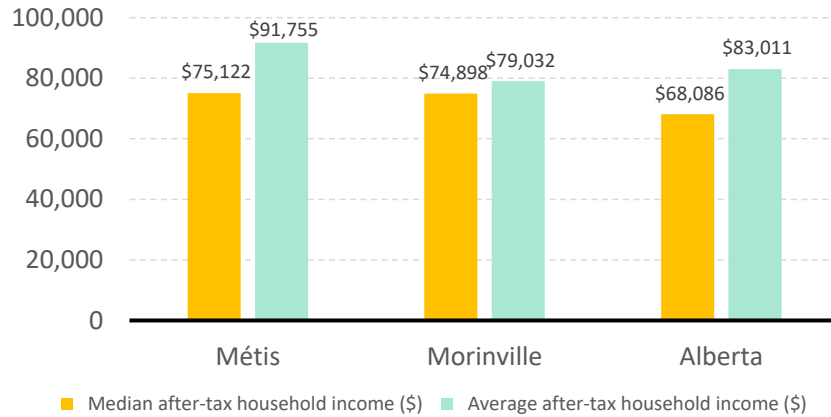
The number of Métis households spending 30% or more of household total income on shelter costs is 40, which is 18.6%

of the total private dwellings occupied by a Métis household, compared to 22.4% of the total population in Morinville and 23.0% of the total population in Alberta.

Morinville, AB

Income

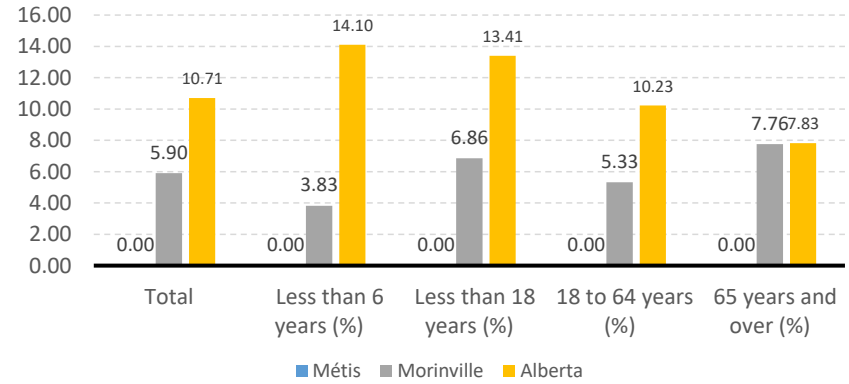
After-Tax Income of Households in 2010



For Métis singles, median after-tax household income is \$75,122, and average after-tax household income is

\$91,755. Métis has higher median and average after-tax income than Morinville and Alberta.

Prevalence of Low Income in 2010 Based On After-Tax Low-Income Measure (%)



The prevalence of low income based on after-tax low-income measure is 0.00%.

No Métis household reported low income in Morinville.