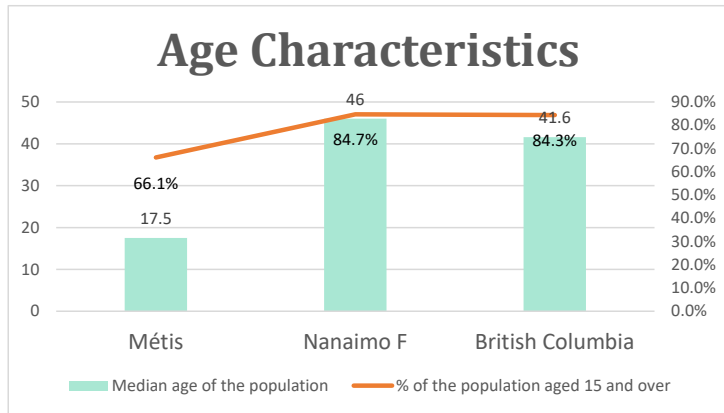


Nanaimo F, BC

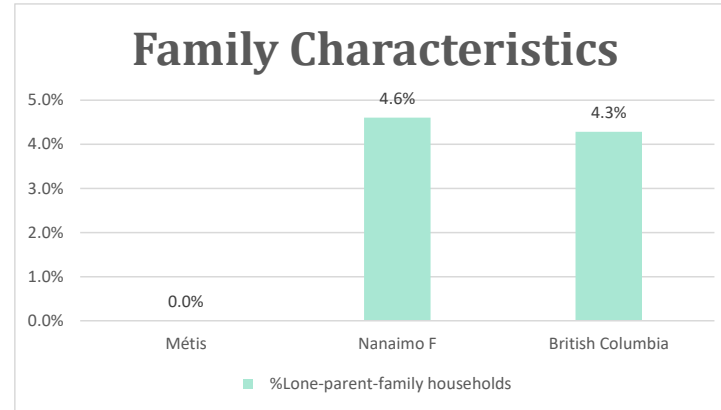
Geo_Code: 5921032

(Source: National Household survey 2011)

The total population reported with Métis single identity is 310 (Total Métis household is 190), representing 58% of Aboriginal people, accounting for 4.2% of the total population in Nanaimo F.

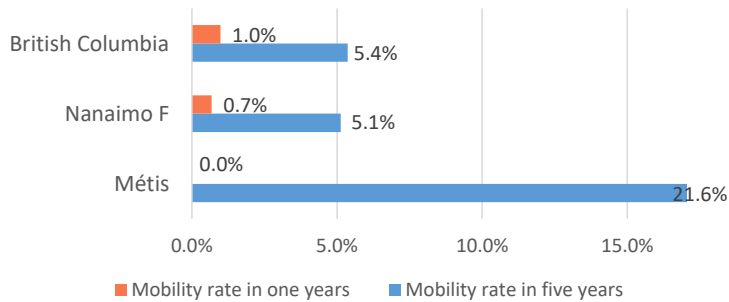


For Métis single identity population, the median age is 17.5 years old, with 66.1% of the population aged 15 and over. As for the total population, the median age is 46.0 in Nanaimo F and 41.6 years old in British Columbia, with 84.7% and 84.3% population aged 15 and over respectively.



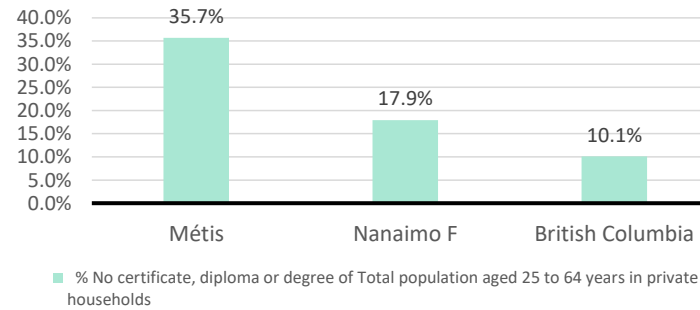
No Métis single lone parents household reported to the survey.

Mobility



No Métis households reported moving in for the last year. 55 Métis households moved in the past 5 years (21.6%).

Education



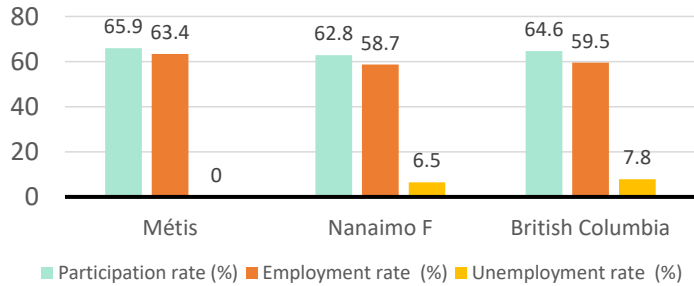
For population aged from 25 to 64 years, 35.7% Métis compared to 17.9% in Nanaimo F and 10.1% in British Columbia have no certificate, diploma or degree.

For Métis aged from 25 to 34, no Métis reported have no certificate, diploma or degree.

Nanaimo F, BC

Labor Force & Housing Statistics

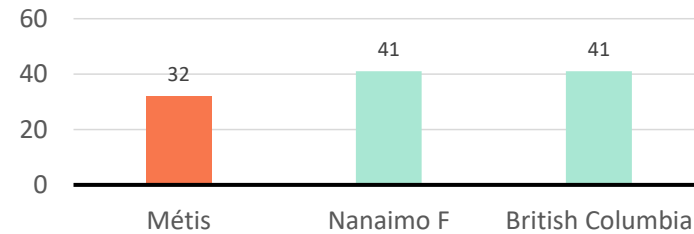
Labour Force Status



Métis participation rate is 65.9%, employment rate is 63.4%, and unemployment rate is 0.0%.

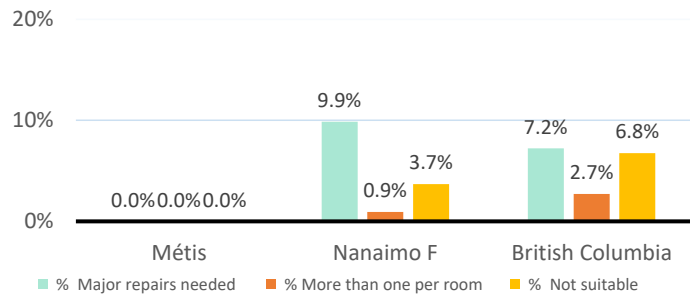
While the participation rate is higher compared with total population in Nanaimo F and British Columbia (62.8% and 64.6%), no Métis reported unemployment.

Average Weeks Worked in 2010



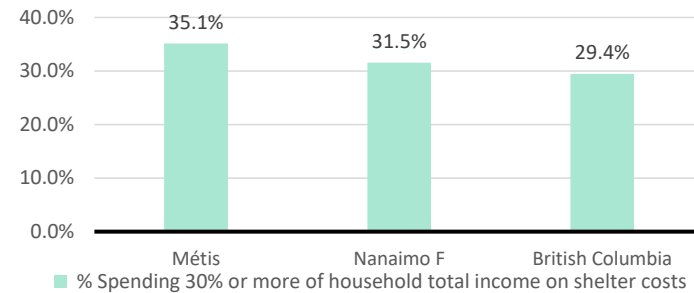
The average weeks worked in 2010 is 32.0 weeks.

Household Characteristics



There are 190 private dwellings occupied by a Métis single household, out of which no Métis single household reported need major repairs, have more than one person per room, or not suitable.

Shelter Costs



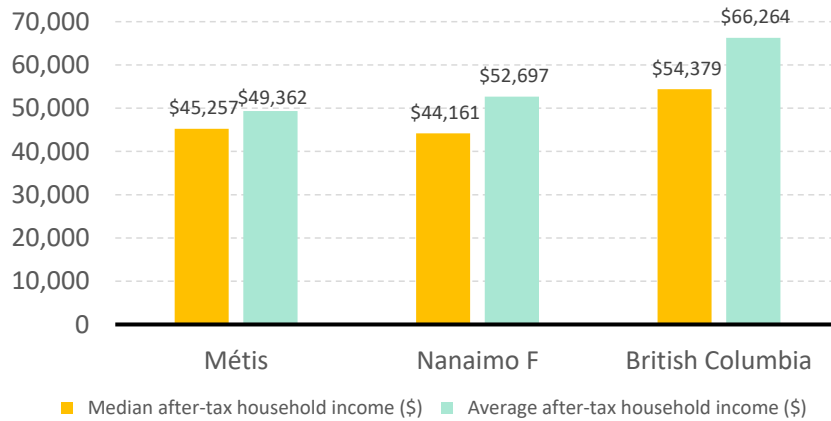
The number of Métis households spending 30% or more of household total income on shelter costs is 65, which is 35.1%

of the total private dwellings occupied by a Métis household, compared to 31.5% of the total population in Nanaimo F and 29.4% of the total population in British Columbia.

Nanaimo F, BC

Income

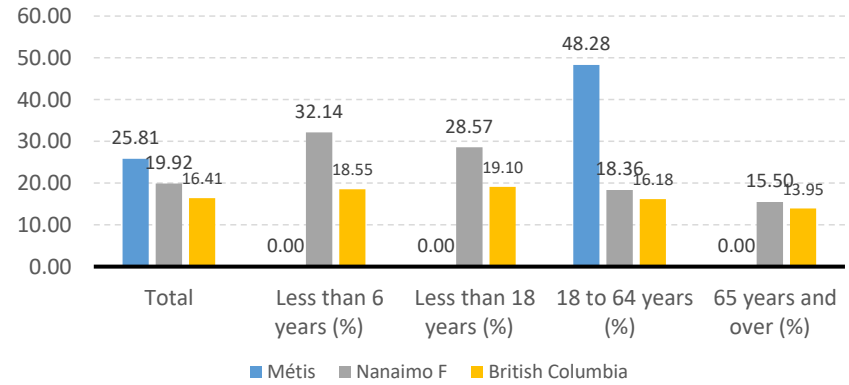
After-Tax Income of Households in 2010



For Métis singles, median after-tax household income is \$45,257, and average after-tax household income is

\$49,362. Métis has higher median and lower average after-tax income than Nanaimo F, and lower median and average after-tax income than British Columbia.

Prevalence of Low Income in 2010 Based On After-Tax Low-Income Measure (%)



The prevalence of low income based on after-tax low-income measure is 25.81%.

The percentage of low income is 48.28% for people from 18 to 64 years old, and no Métis household reported low income in other age groups.