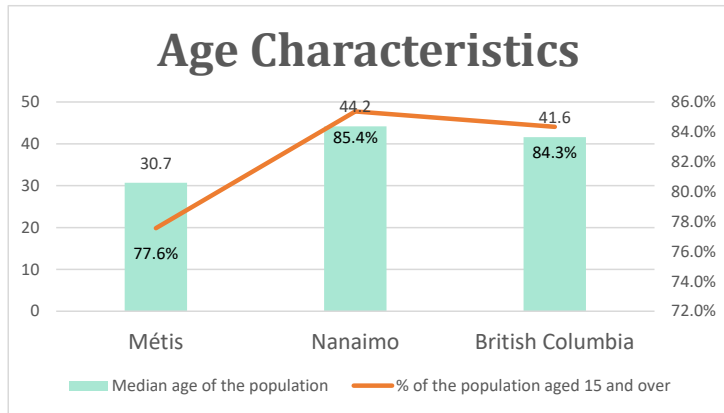


# Nanaimo, BC

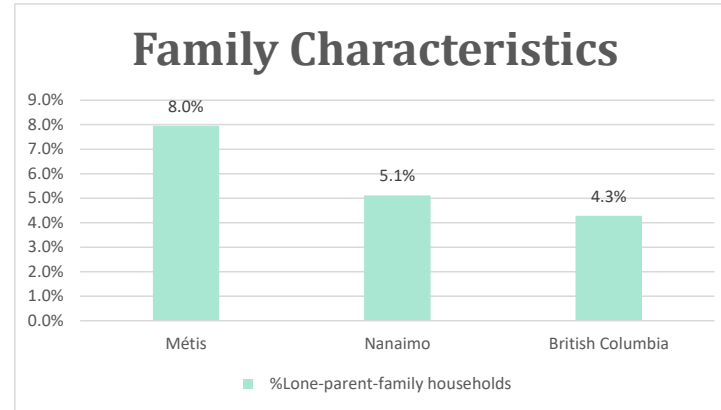
Geo\_Code: 5921007

(Source: National Household survey 2011)

The total population reported with Métis single identity is 1,760 (Total Métis household is 1,025), representing 34% of Aboriginal people, accounting for 2.2% of the total population in Nanaimo.

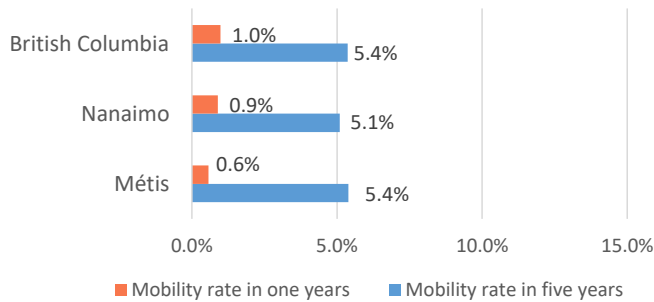


For Métis single identity population, the median age is 30.7 years old, with 77.6% of the population aged 15 and over. As for the total population, the median age is 44.2 in Nanaimo and 41.6 years old in British Columbia, with 85.4% and 84.3% population aged 15 and over respectively.



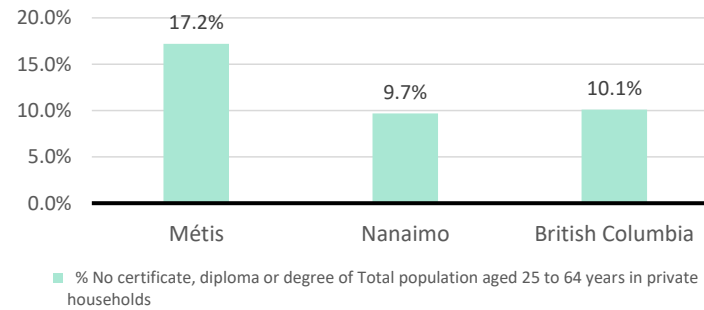
The number of Métis single lone parents household is 140, accounting for 8.0% of the total Métis single private households.

## Mobility



10 Métis households moved in last year (0.6%), 90 Métis households moved in the past 5 years (5.4%).

## Education



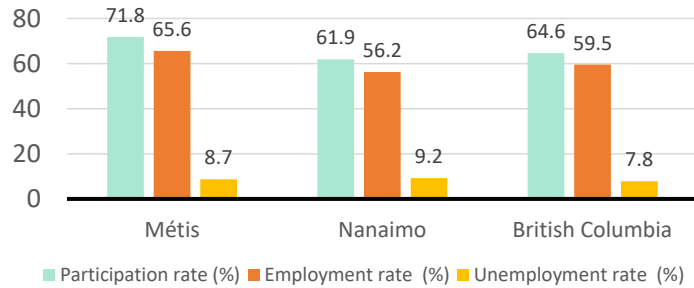
For population aged from 25 to 64 years, 17.2% Métis compared to 9.7% in Nanaimo and 10.1% in British Columbia have no certificate, diploma or degree.

For Métis aged from 25 to 34, 22.4% Métis reported to have no certificate, diploma or degree.

# Nanaimo, BC

## Labor Force & Housing Statistics

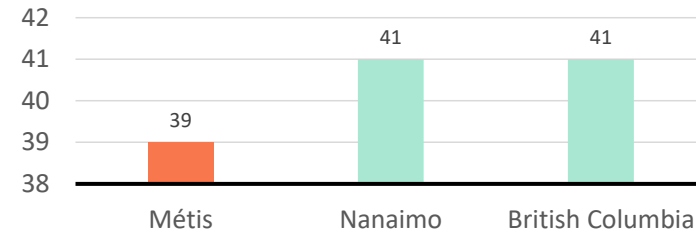
### Labour Force Status



Métis participation rate is 71.8%, employment rate is 65.6%, and unemployment rate is 8.7%.

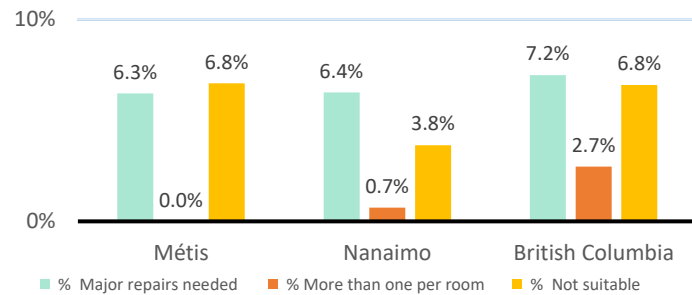
While the participation rate is higher compared with total population in Nanaimo and British Columbia (61.9% and 64.6%), unemployment rate is lower than Nanaimo and higher than British Columbia.

### Average Weeks Worked in 2010



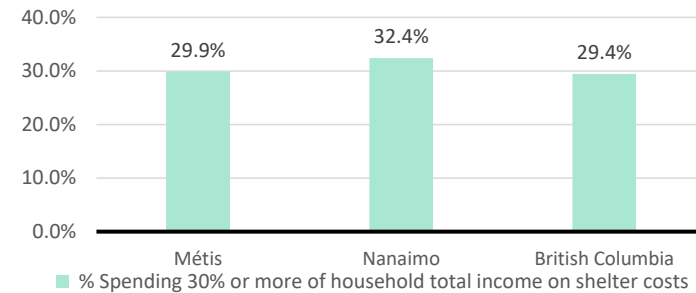
The average weeks worked in 2010 is 39.0 weeks.

### Household Characteristics



There are 1025 private dwellings occupied by a Métis single household, out of which 6.3% need major repairs, no Métis household reported have more than one person per room, and 6.8% Métis household reported to be not suitable.

### Shelter Costs



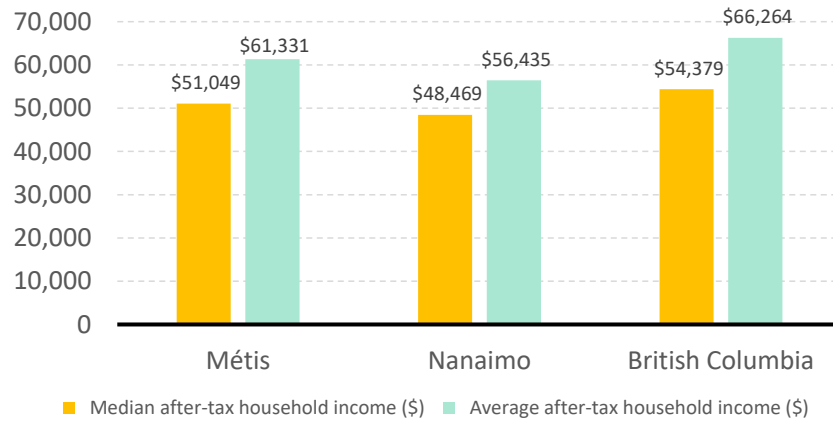
The number of Métis households spending 30% or more of household total income on shelter costs is 305,

of the total private dwellings occupied by a Métis household, compared to 32.4% of the total population in Nanaimo and 29.4% of the total population in British Columbia.

# Nanaimo, BC

## Income

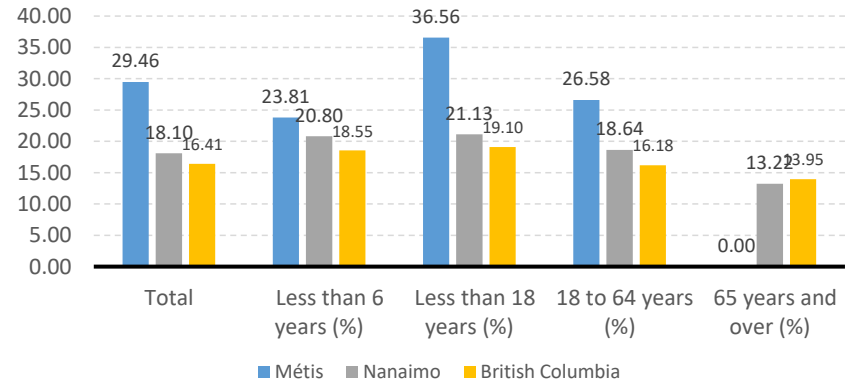
After-Tax Income of Households in 2010



For Métis singles, median after-tax household income is \$51,049, and average after-tax household income is

\$61,331. Métis has higher median and average after-tax income than Nanaimo, and lower median and average after-tax income than British Columbia.

Prevalence of Low Income in 2010 Based On After-Tax Low-Income Measure (%)



The prevalence of low income based on after-tax low-income measure is 29.46%.

The percentage of low income is 36.56% for people less than 18 years old, 23.81% for people less than 6 years old, 26.58% for people from 18 to 64 years old, and 0.00% for people over 65 years old.