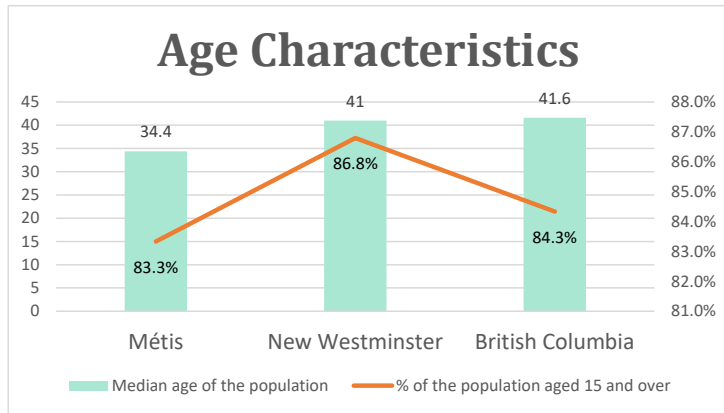


# New Westminster, BC

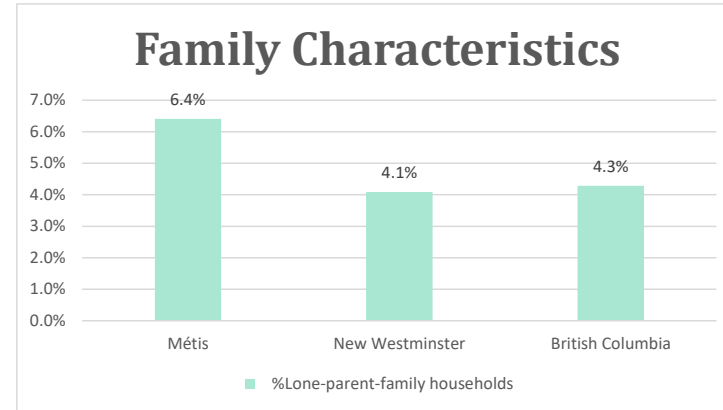
Geo\_Code: 5915029

(Source: National Household survey 2011)

The total population reported with Métis single identity is 780 (Total Métis household is 615), representing 35% of Aboriginal people, accounting for 1.2% of the total population in New Westminster.

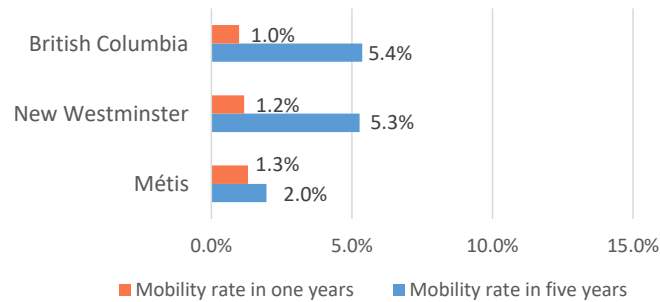


For Métis single identity population, the median age is 34.4 years old, with 83.3% of the population aged 15 and over. As for the total population, the median age is 41.0 in New Westminster and 41.6 years old in British Columbia, with 86.8% and 84.3% population aged 15 and over respectively.



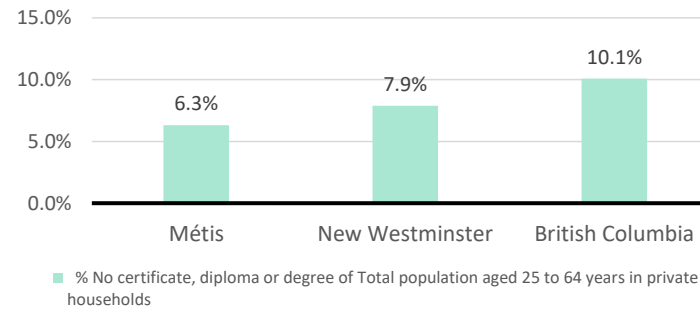
The number of Métis single lone parents household is 50, accounting for 6.4% of the total Métis single private households.

## Mobility



10 Métis households moved in last year (1.3%), 15 Métis households moved in the past 5 years (2.0%).

## Education



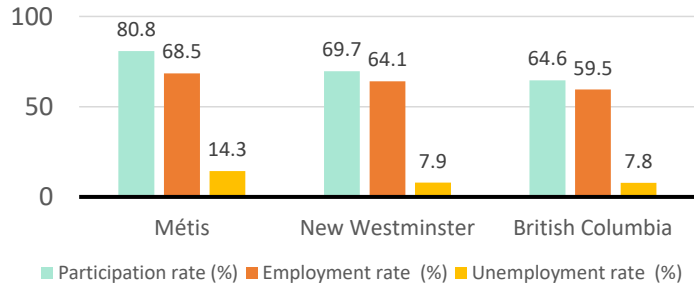
For population aged from 25 to 64 years, 6.3% Métis compared to 7.9% in New Westminster and 10.1% in British Columbia have no certificate, diploma or degree.

For Métis aged from 25 to 34, 14.3% Métis reported to have no certificate, diploma or degree.

# New Westminster, BC

## Labor Force & Housing Statistics

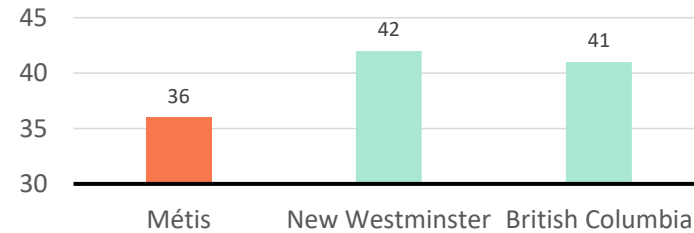
### Labour Force Status



Métis participation rate is 80.8%, employment rate is 68.5%, and unemployment rate is 14.3%.

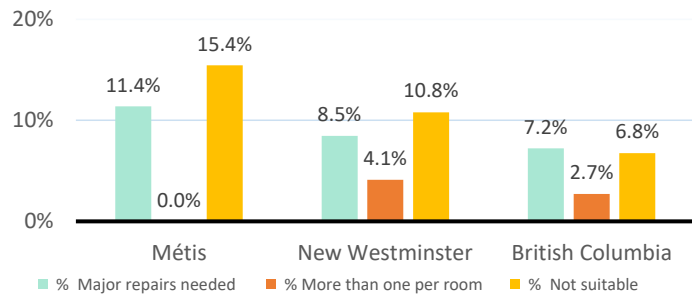
While the participation rate is higher compared with total population in New Westminster and British Columbia (69.7% and 64.6%), unemployment rate is also higher.

### Average Weeks Worked in 2010



The average weeks worked in 2010 is 36.0 weeks.

### Household Characteristics



There are 615 private dwellings occupied by a Métis single household, out of which 11.4% need major repairs, no Métis household reported have more than one person per room, and 15.4% Métis household reported to be not suitable.

### Shelter Costs



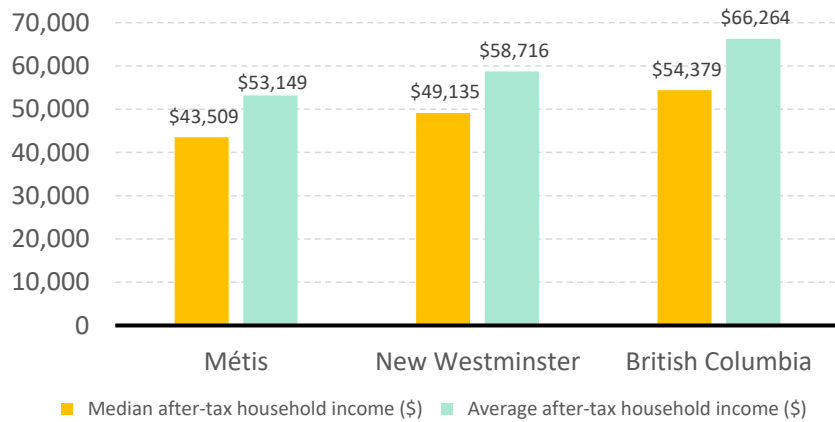
The number of Métis households spending 30% or more of household total income on shelter costs is 225, which is 36.6%

of the total private dwellings occupied by a Métis household, compared to 34.4% of the total population in New Westminster and 29.4% of the total population in British Columbia.

# New Westminster, BC

## Income

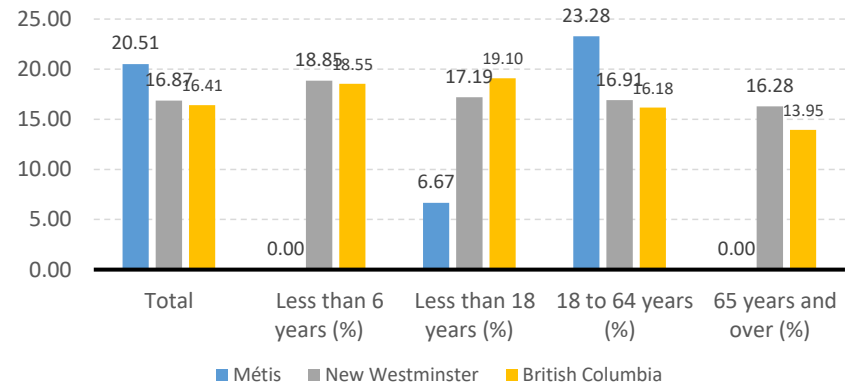
After-Tax Income of Households in 2010



For Métis singles, median after-tax household income is \$43,509, and average after-tax household income is

\$53,149. Métis has lower median and average after-tax income than New Westminster and British Columbia.

Prevalence of Low Income in 2010 Based On After-Tax Low-Income Measure (%)



The prevalence of low income based on after-tax low-income measure is 20.51%.

The percentage of low income is 6.67% for people less than 18 years old, 0.00% for people less than 6 years old, 23.28% for people from 18 to 64 years old, and 0.00% for people over 65 years old.