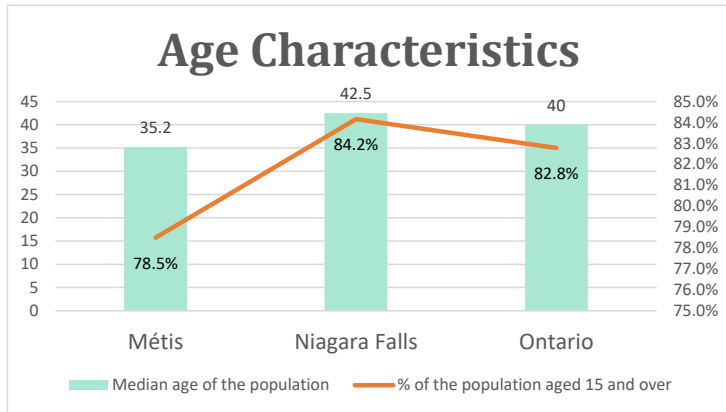


Niagara Falls, ON

Geo_Code: 3526043

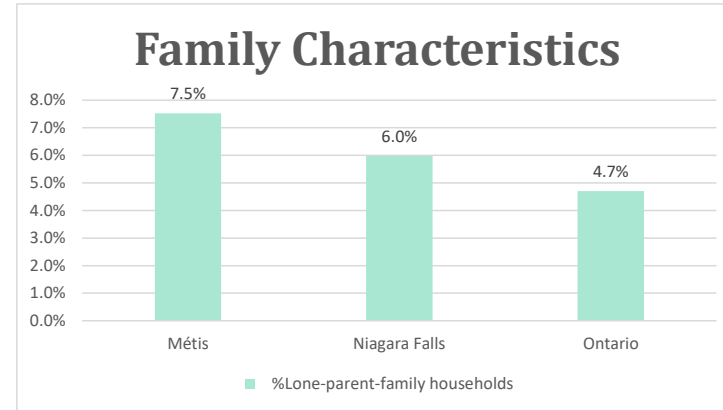
(Source: National Household survey 2011)

The total population reported with Métis single identity is 465 (Total Métis household is 320), representing 24% of Aboriginal people, accounting for 0.6% of the total population in Niagara Falls.



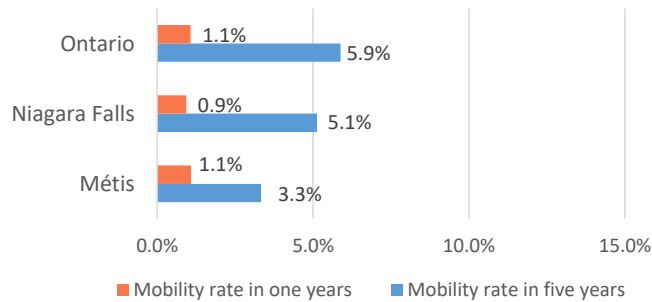
For Métis single identity population, the median age is 35.2 years old, with 78.5% of the population aged 15 and over. As for the total population, the median age is 42.5 in Niagara Falls and

40.0 years old in Ontario, with 84.2% and 82.8% population aged 15 and over respectively.



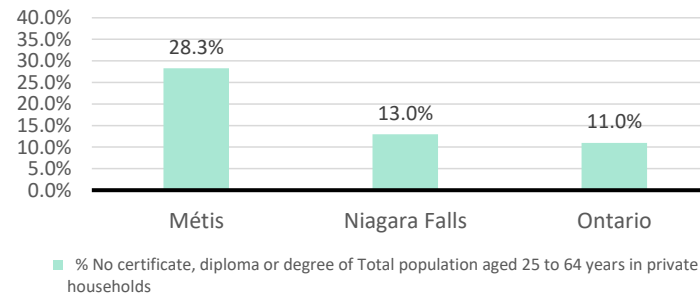
The number of Métis single lone parents household is 35, accounting for 7.5% of the total Métis single private households.

Mobility



5 Métis households moved in last year (1.1%), 15 Métis households moved in the past 5 years (3.3%).

Education



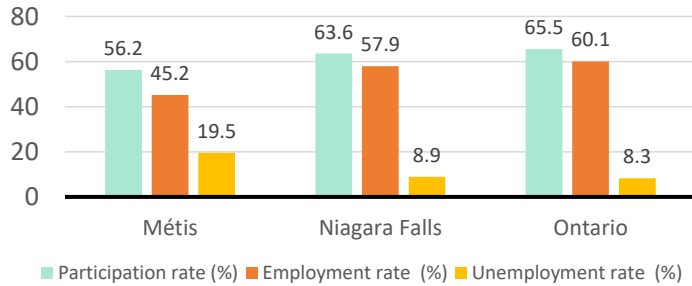
For population aged from 25 to 64 years, 28.3% Métis compared to 13.0% in Niagara Falls and 11.0% in Ontario have no certificate, diploma or degree.

For Métis aged from 25 to 34, no Métis reported have no certificate, diploma or degree.

Niagara Falls, ON

Labor Force & Housing Statistics

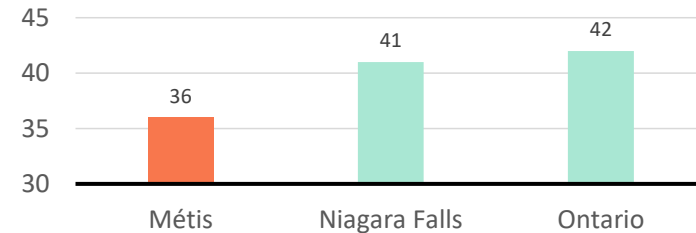
Labour Force Status



Métis participation rate is 56.2%, employment rate is 45.2%, and unemployment rate is 19.5%.

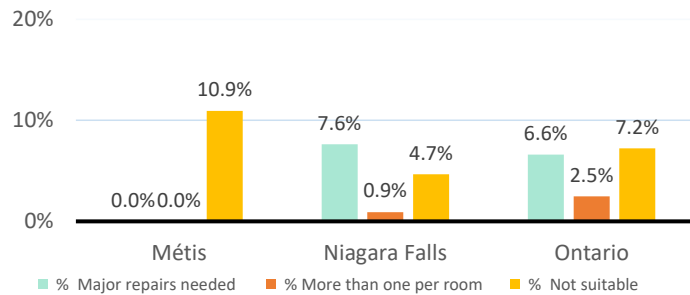
While the participation rate is lower compared with total population in Niagara Falls and Ontario (63.6% and 65.5%), unemployment rate is higher.

Average Weeks Worked in 2010



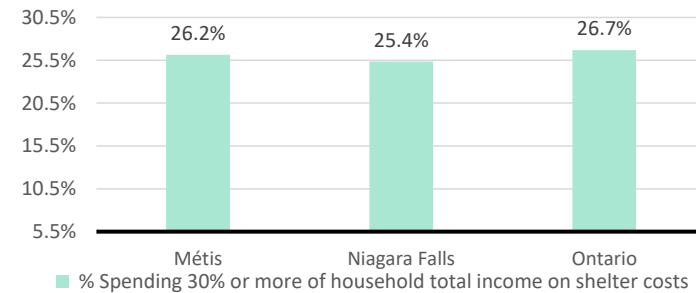
The average weeks worked in 2010 is 36.0 weeks.

Household Characteristics



There are 320 private dwellings occupied by a Métis single household, out of which no Métis single household reported need major repairs or have more than one person per room, 10.9% Métis household reported to be not suitable.

Shelter Costs



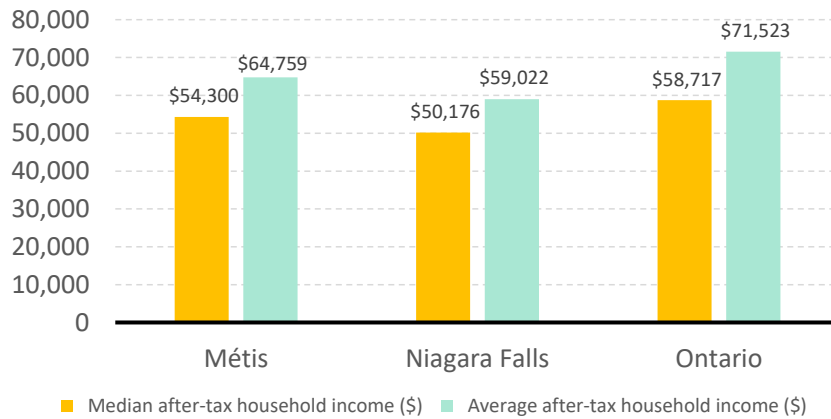
The number of Métis households spending 30% or more of household total income on shelter costs is 85, which is 26.2%

of the total private dwellings occupied by an Métis household, compared to 25.4% of the total population in Niagara Falls and 26.7% of the total population in Ontario.

Niagara Falls, ON

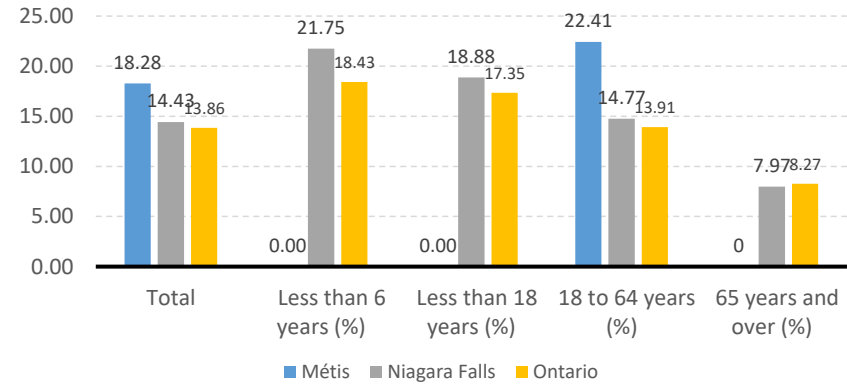
Income

After-Tax Income of Households in 2010



For Métis singles, median after-tax household income is \$54,300, and average after-tax household income is \$64,759. Métis has higher median and average after-tax income than Niagara Falls, and lower median and average after-tax income than Ontario.

Prevalence of Low Income in 2010 Based On After-Tax Low-Income Measure (%)



The prevalence of low income based on after-tax low-income measure is 18.28%.

The percentage of low income is 22.41% for people from 18 to 64 years old, and no Métis household reported low income in other age groups.