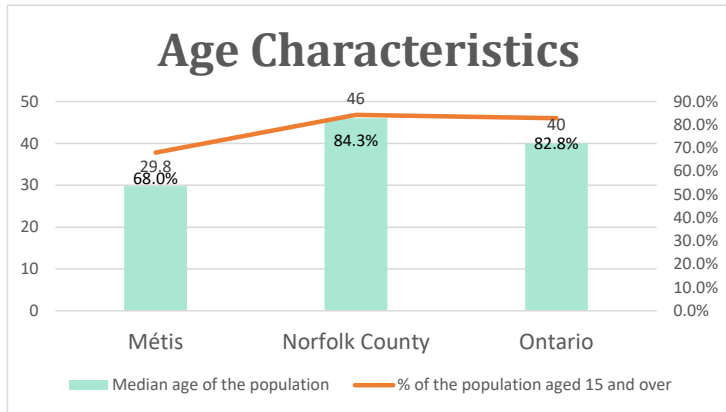


# Norfolk County, ON

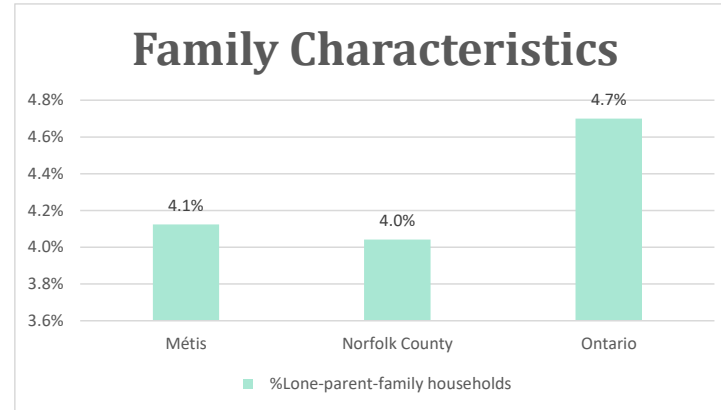
Geo\_Code: 3528052

(Source: National Household survey 2011)

The total population reported with Métis single identity is 485 (Total Métis household is 280), representing 25% of Aboriginal people, accounting for 0.8% of the total population in Norfolk County.

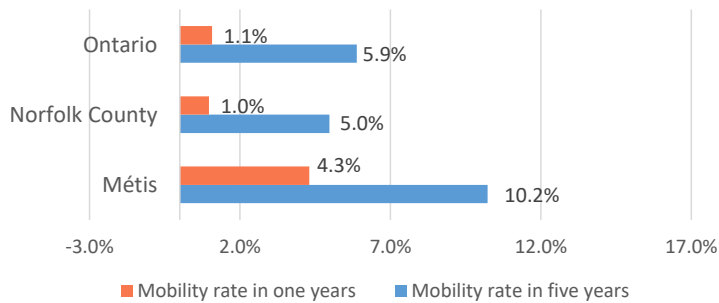


For Métis single identity population, the median age is 29.8 years old, with 68.0% of the population aged 15 and over. As for the total population, the median age is 46.0 in Norfolk County and 40.0 years old in Ontario, with 84.3% and 82.8% population aged 15 and over respectively.



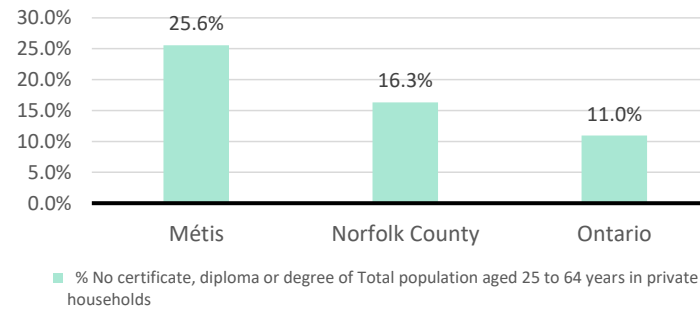
The number of Métis single lone parents household is 20, accounting for 4.1% of the total Métis single private households.

## Mobility



20 Métis households moved in last year (4.3%), 45 Métis households moved in the past 5 years (10.2%).

## Education



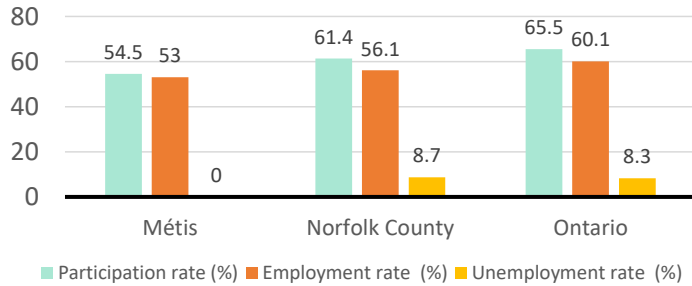
For population aged from 25 to 64 years, 25.6% Métis compared to 16.3% in Norfolk County and 11.0% in Ontario have no certificate, diploma or degree.

For Métis aged from 25 to 34, no Métis reported have no certificate, diploma or degree.

# Norfolk County, ON

## Labor Force & Housing Statistics

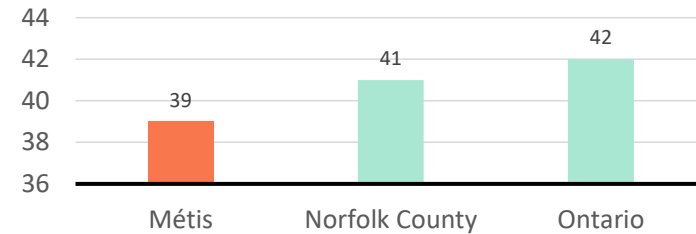
### Labour Force Status



Métis participation rate is 54.5%, employment rate is 53.0%, and unemployment rate is 0.0%.

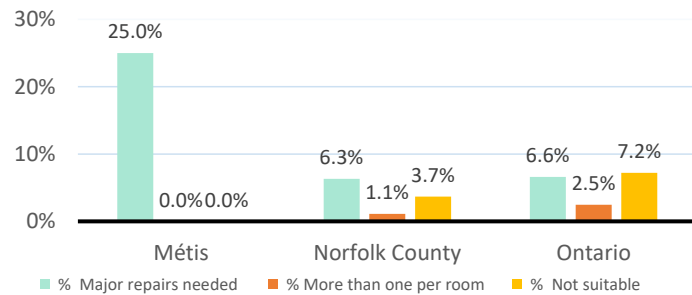
While the participation rate is lower compared with total population in Norfolk County and Ontario (61.4% and 65.5%), no Métis reported unemployment.

### Average Weeks Worked in 2010



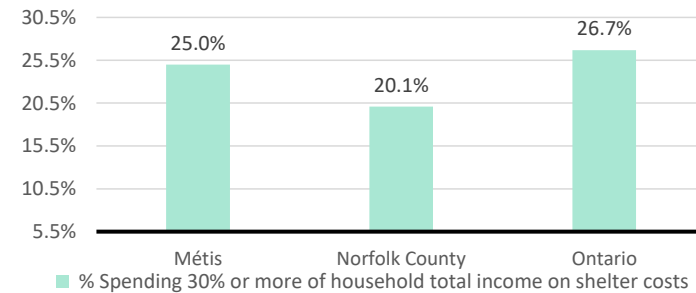
The average weeks worked in 2010 is 39.0 weeks.

### Household Characteristics



There are 280 private dwellings occupied by a Métis single household, out of which 25.0% need major repairs, no Métis household reported have more than one person per room, and no Métis household reported to be not suitable.

### Shelter Costs



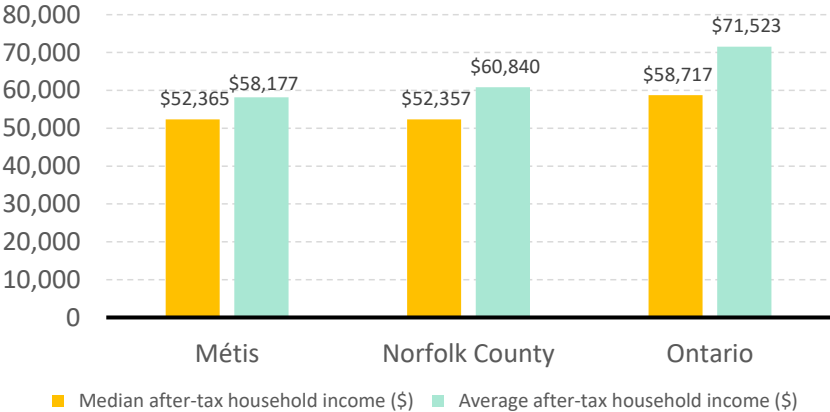
The number of Métis households spending 30% or more of household total income on shelter costs is 70, which is 25.0%

of the total private dwellings occupied by an Métis household, compared to 20.1% of the total population in Norfolk County and 26.7% of the total population in Ontario.

# Norfolk County, ON

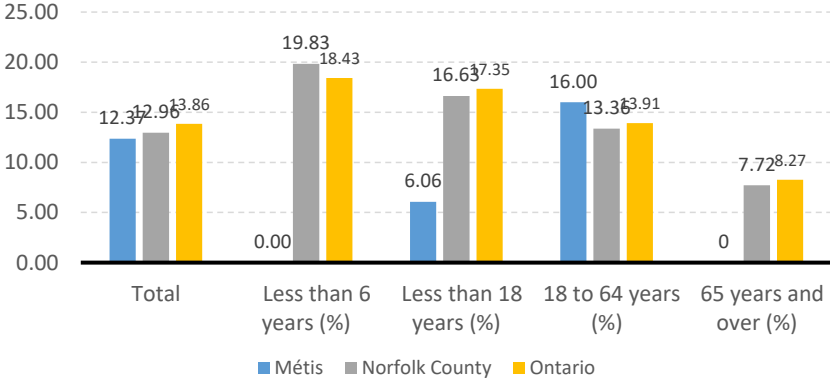
## Income

After-Tax Income of Households in 2010



For Métis singles, median after-tax household income is \$52,365, and average after-tax household income is \$58,177. Métis has higher median and lower average after-tax income than Norfolk County, and lower median and average after-tax income than Ontario.

Prevalence of Low Income in 2010 Based On After-Tax Low-Income Measure (%)



The prevalence of low income based on after-tax low-income measure is 12.37%.

The percentage of low income is 6.06% for people less than 18 years old, 0.00% for people less than 6 years old, 16.00% for people from 18 to 64 years old, and 0.00% for people over 65 years old.