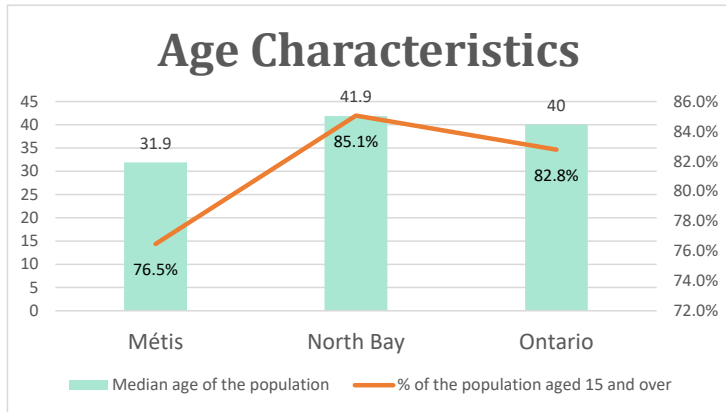


North Bay, ON

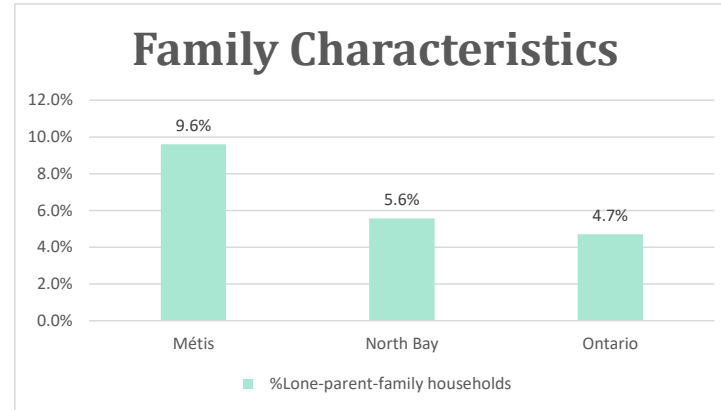
Geo_Code: 3548044

(Source: National Household survey 2011)

The total population reported with Métis single identity is 1,615 (Total Métis household is 1,025), representing 39% of Aboriginal people, accounting for 3.1% of the total population in North Bay.

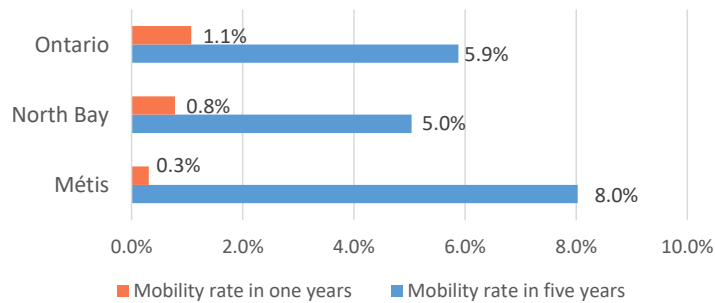


For Métis single identity population, the median age is 31.9 years old, with 76.5% of the population aged 15 and over. As for the total population, the median age is 41.9 in North Bay and 40.0 years old in Ontario, with 85.1% and 82.8% population aged 15 and over respectively.



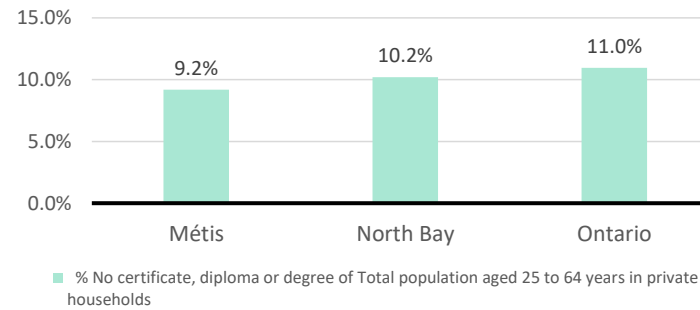
The number of Métis single lone parents household is 155, accounting for 9.6% of the total Métis single private households.

Mobility



5 Métis households moved in last year (0.3%), 120 Métis households moved in the past 5 years (8.0%).

Education



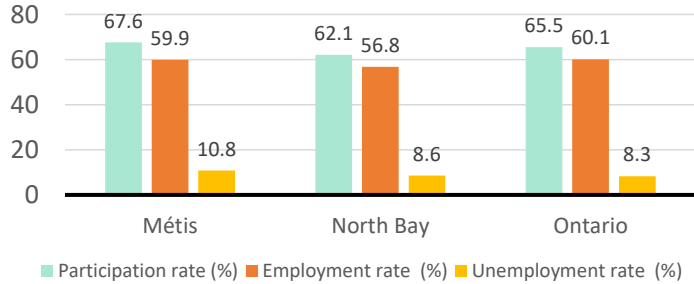
For population aged from 25 to 64 years, 9.2% Métis compared to 10.2% in North Bay and 11.0% in Ontario have no certificate, diploma or degree.

For Métis aged from 25 to 34, no Métis reported have no certificate, diploma or degree.

North Bay, ON

Labor Force & Housing Statistics

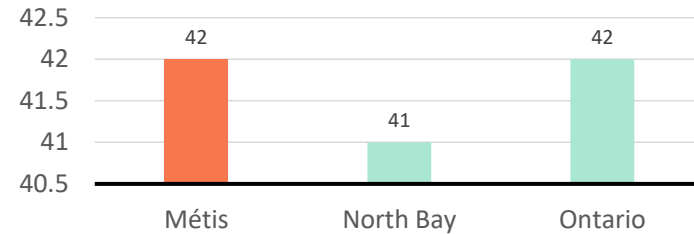
Labour Force Status



Métis participation rate is 67.6%, employment rate is 59.9%, and unemployment rate is 10.8%.

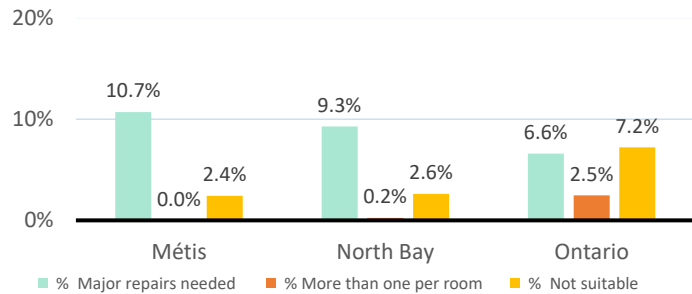
While the participation rate is higher compared with total population in North Bay and Ontario (62.1% and 65.5%), unemployment rate is also higher.

Average Weeks Worked in 2010



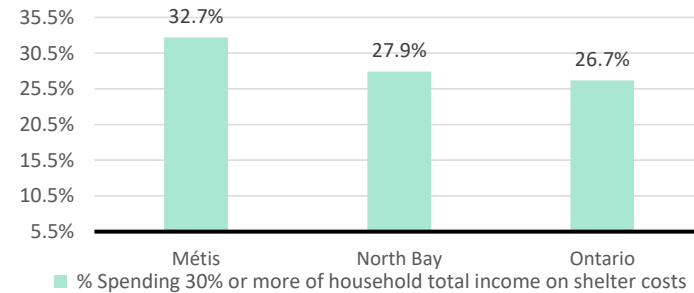
The average weeks worked in 2010 is 42.0 weeks.

Household Characteristics



There are 1025 private dwellings occupied by a Métis single household, out of which 10.7% need major repairs, no Métis household reported have more than one person per room, and 2.4% Métis household reported to be not suitable.

Shelter Costs



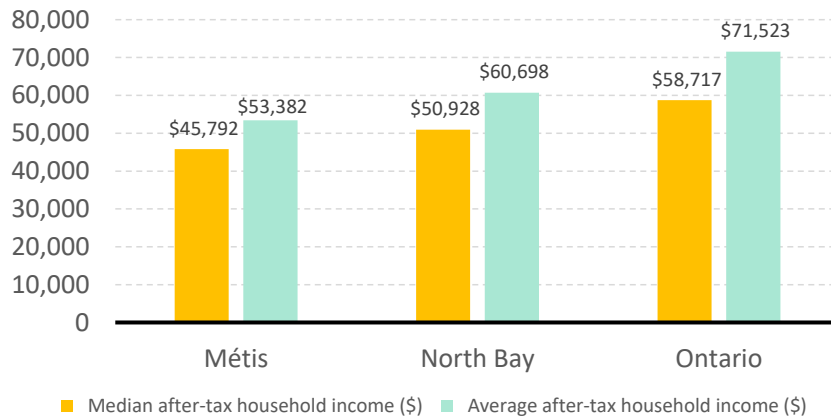
The number of Métis households spending 30% or more of household total income on shelter costs is 335, which is 32.7%

of the total private dwellings occupied by an Métis household, compared to 27.9% of the total population in North Bay and 26.7% of the total population in Ontario.

North Bay, ON

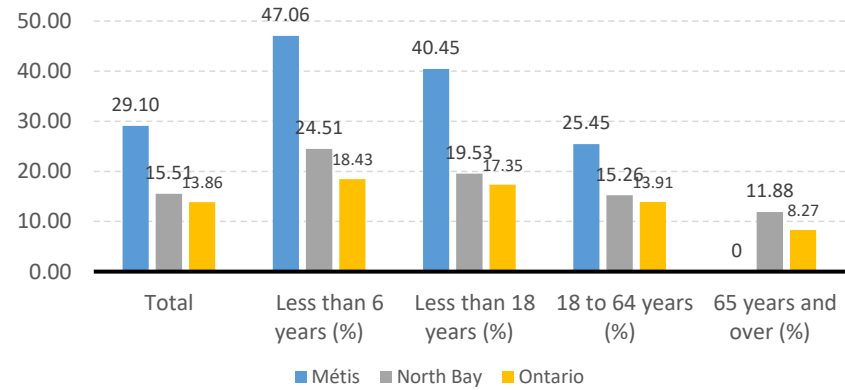
Income

After-Tax Income of Households in 2010



For Métis singles, median after-tax household income is \$45,792, and average after-tax household income is \$53,382. Métis has lower median and average after-tax income than North Bay and Ontario.

Prevalence of Low Income in 2010 Based On After-Tax Low-Income Measure (%)



The prevalence of low income based on after-tax low-income measure is 29.10%.

The percentage of low income is 40.45% for people less than 18 years old, 47.06% for people less than 6 years old, 25.45% for people from 18 to 64 years old, and 0.00% for people over 65 years old.