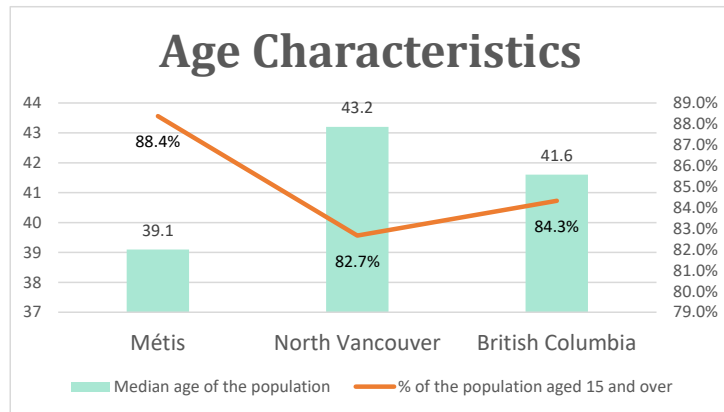


North Vancouver, BC

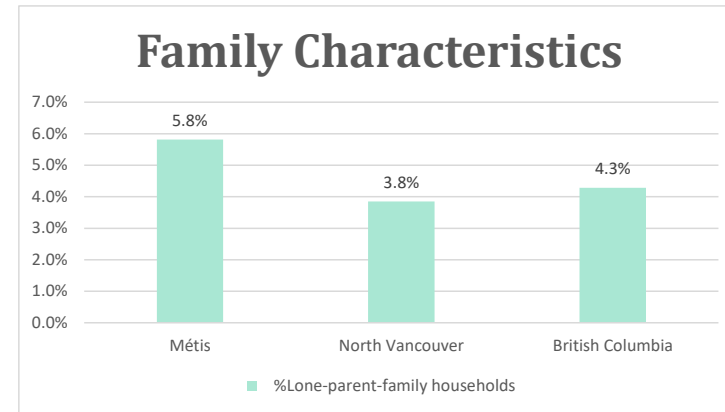
Geo_Code: 5915046

(Source: National Household survey 2011)

The total population reported with Métis single identity is 430 (Total Métis household is 255), representing 40% of Aboriginal people, accounting for 0.5% of the total population in North Vancouver.

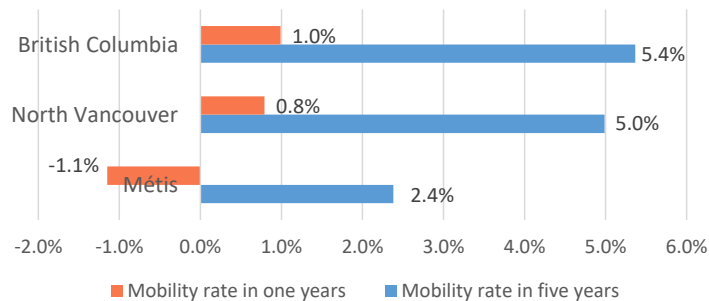


For Métis single identity population, the median age is 39.1 years old, with 88.4% of the population aged 15 and over. As for the total population, the median age is 43.2 in North Vancouver and 41.6 years old in British Columbia, with 82.7% and 84.3% population aged 15 and over respectively.



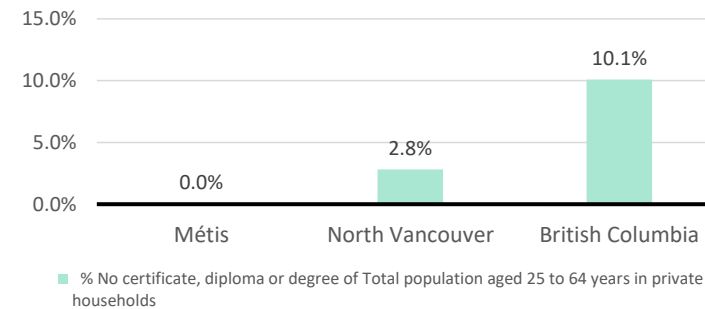
The number of Métis single lone parents household is 25, accounting for 5.8% of the total Métis single private households.

Mobility



5 Métis households moved out last year (-1.1%), 10 Métis households moved in the past 5 years (2.4%).

Education



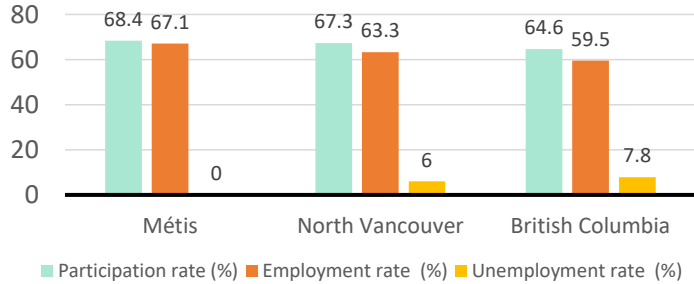
For population aged from 25 to 64 years, no Métis reported have no certificate, diploma or degree.

For Métis aged from 25 to 34, no Métis reported have no certificate, diploma or degree.

North Vancouver, BC

Labor Force & Housing Statistics

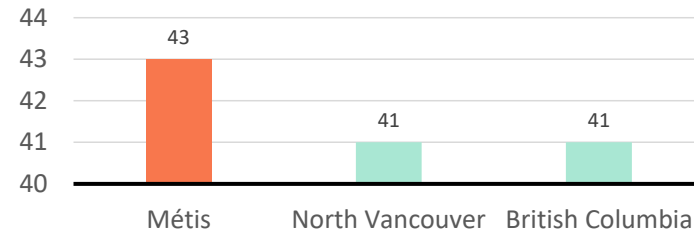
Labour Force Status



Métis participation rate is 68.4%, employment rate is 67.1%, and unemployment rate is 0.0%.

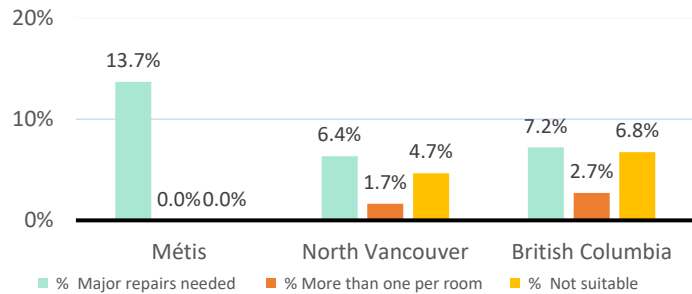
While the participation rate is higher compared with total population in North Vancouver and British Columbia (67.3% and 64.6%), no Métis reported unemployment.

Average Weeks Worked in 2010



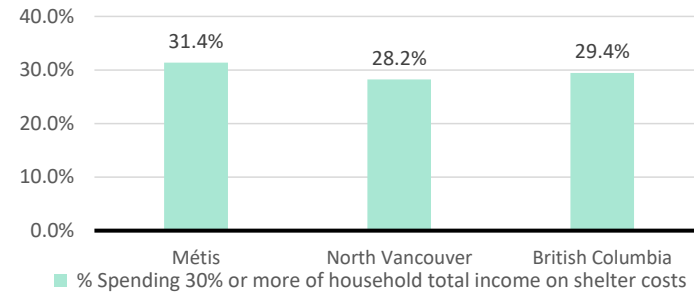
The average weeks worked in 2010 is 43.0 weeks.

Household Characteristics



There are 255 private dwellings occupied by a Métis single household, out of which 13.7% need major repairs, no Métis household reported have more than one person per room, and no Métis household reported to be not suitable.

Shelter Costs



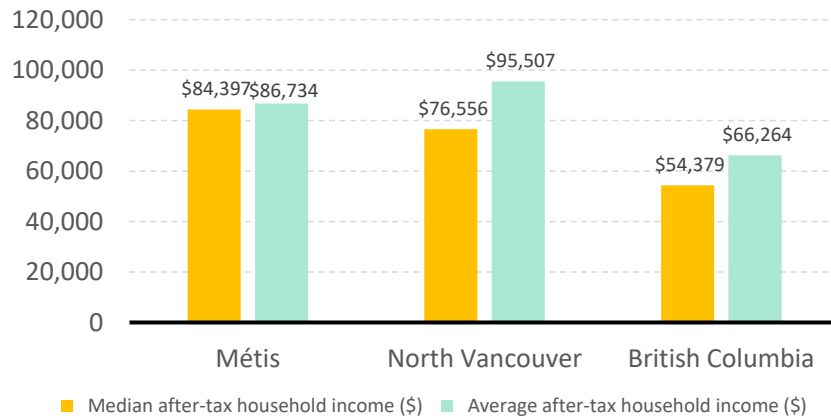
The number of Métis households spending 30% or more of household total income on shelter costs is 80, which is 31.4%

of the total private dwellings occupied by a Métis household, compared to 28.2% of the total population in North Vancouver and 29.4% of the total population in British Columbia.

North Vancouver, BC

Income

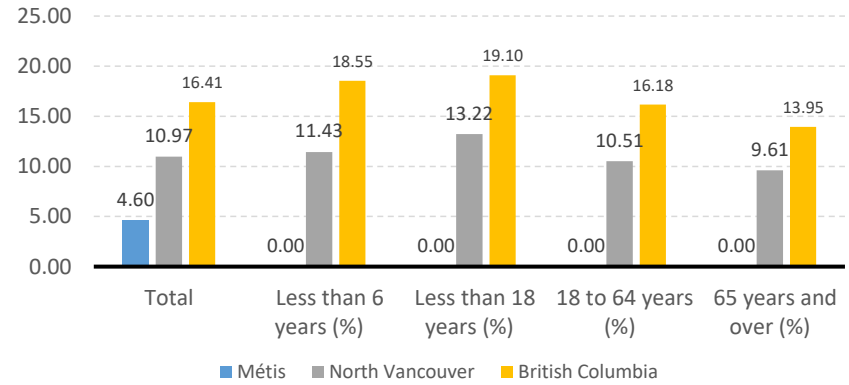
After-Tax Income of Households in 2010



For Métis singles, median after-tax household income is \$84,397, and average after-tax household income is

\$86,734. Métis has higher median and lower average after-tax income than North Vancouver, and higher median and average after-tax income than British Columbia.

Prevalence of Low Income in 2010 Based On After-Tax Low-Income Measure (%)



The prevalence of low income based on after-tax low-income measure is 4.60%.

The percentage of low income is 0.00% for people from 18 to 64 years old, and no Métis household reported low income in other age groups.