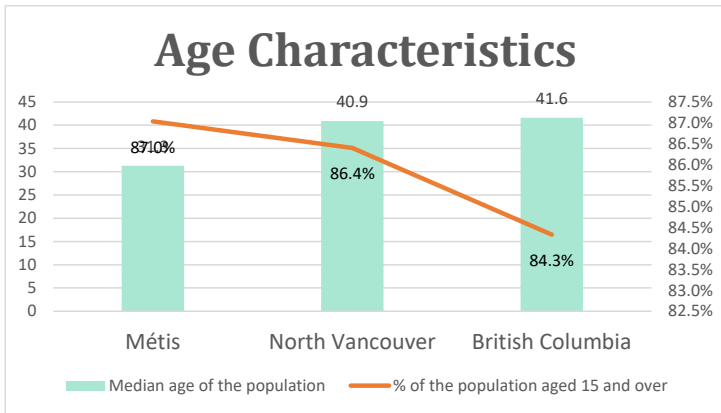


# North Vancouver, BC

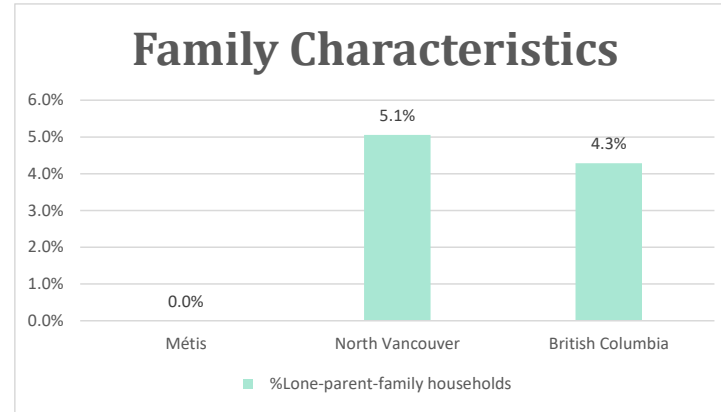
Geo\_Code: 5915051

(Source: National Household survey 2011)

The total population reported with Métis single identity is 270 (Total Métis household is 180), representing 28% of Aboriginal people, accounting for 0.6% of the total population in North Vancouver.

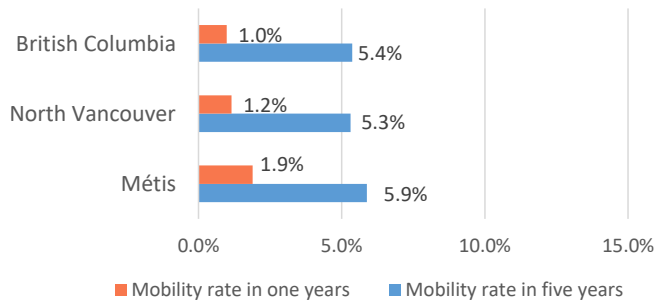


For Métis single identity population, the median age is 31.3 years old, with 87.0% of the population aged 15 and over. As for the total population, the median age is 40.9 in North Vancouver and 41.6 years old in British Columbia, with 86.4% and 84.3% population aged 15 and over respectively.



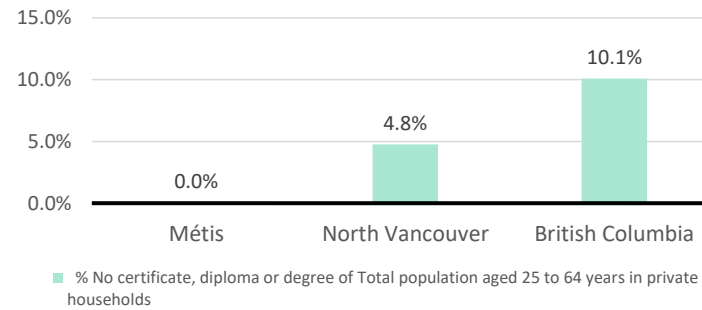
No Métis single lone parents household reported to the survey.

## Mobility



5 Métis households moved in last year (1.9%), 15 Métis households moved in the past 5 years (5.9%).

## Education



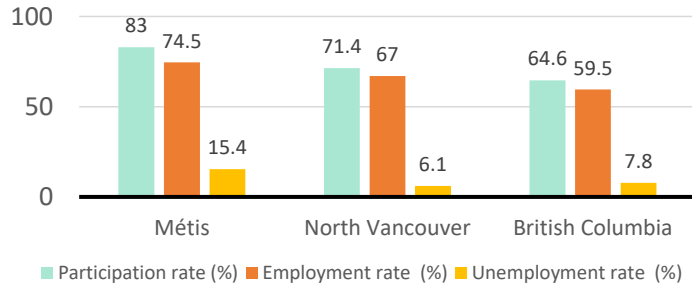
For population aged from 25 to 64 years, no Métis reported have no certificate, diploma or degree.

For Métis aged from 25 to 34, no Métis reported have no certificate, diploma or degree.

# North Vancouver, BC

## Labor Force & Housing Statistics

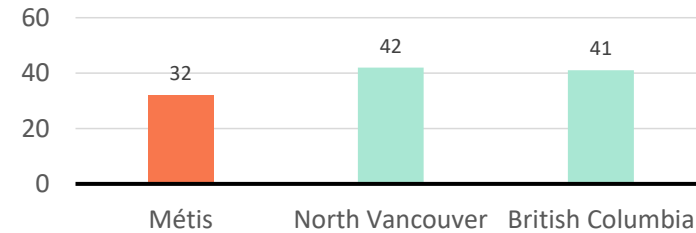
### Labour Force Status



Métis participation rate is 83.0%, employment rate is 74.5%, and unemployment rate is 15.4%.

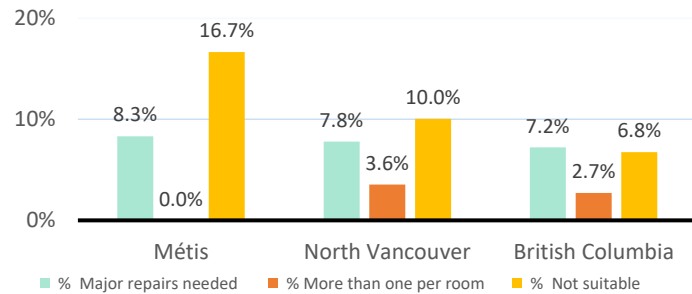
While the participation rate is higher compared with total population in North Vancouver and British Columbia (71.4% and 64.6%), unemployment rate is also higher.

### Average Weeks Worked in 2010



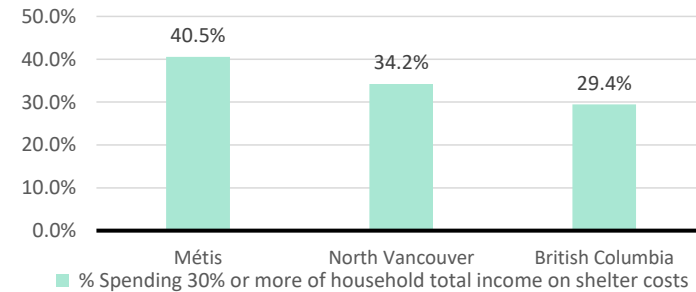
The average weeks worked in 2010 is 32.0 weeks.

### Household Characteristics



There are 180 private dwellings occupied by a Métis single household, out of which 8.3% need major repairs, no Métis household reported have more than one person per room, and 16.7% Métis household reported to be not suitable.

### Shelter Costs



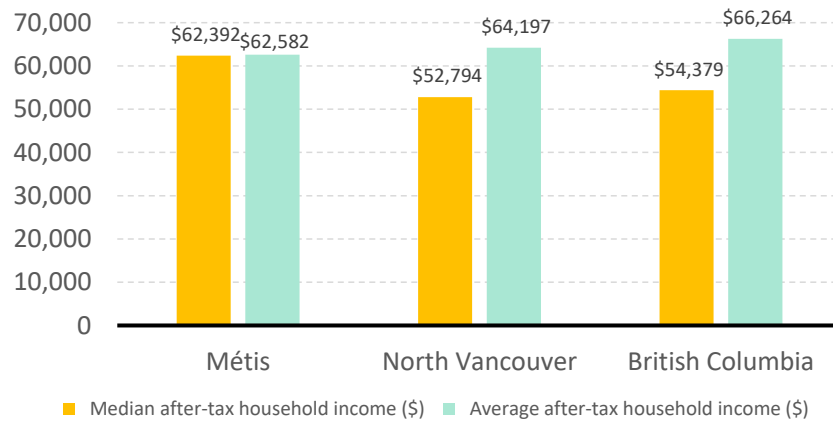
The number of Métis households spending 30% or more of household total income on shelter costs is 75,

of the total private dwellings occupied by a Métis household, compared to 34.2% of the total population in North Vancouver and 29.4% of the total population in British Columbia.

# North Vancouver, BC

## Income

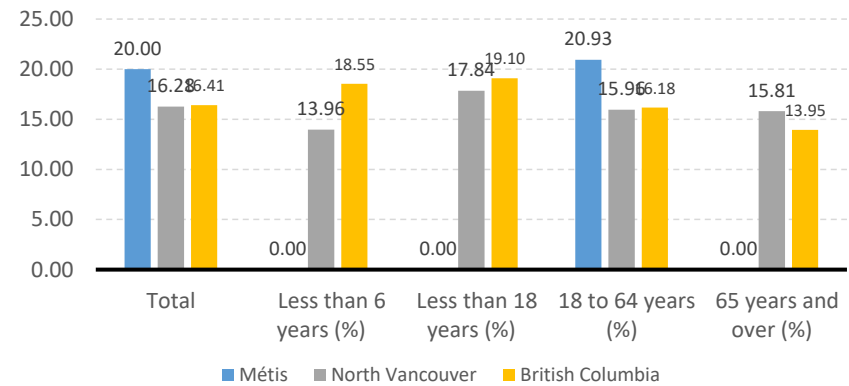
After-Tax Income of Households in 2010



For Métis singles, median after-tax household income is \$62,392, and average after-tax household income is

\$62,582. Métis has higher median and lower average after-tax income than North Vancouver, and higher median and lower average after-tax income than British Columbia.

Prevalence of Low Income in 2010 Based On After-Tax Low-Income Measure (%)



The prevalence of low income based on after-tax low-income measure is 20.00%.

The percentage of low income is 20.93% for people from 18 to 64 years old, and no Métis household reported low income in other age groups.