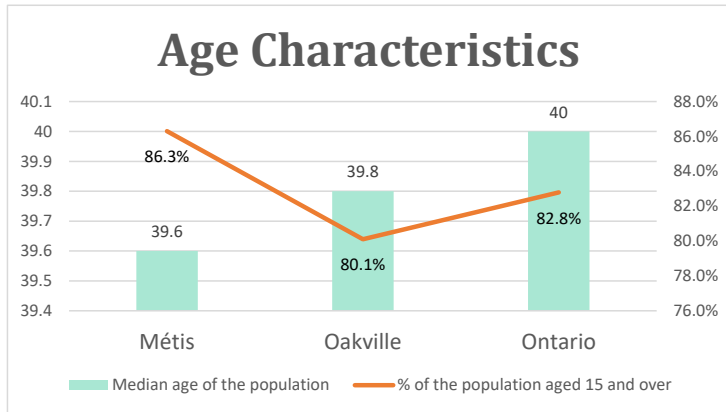


Oakville, ON

Geo_Code: 3524001

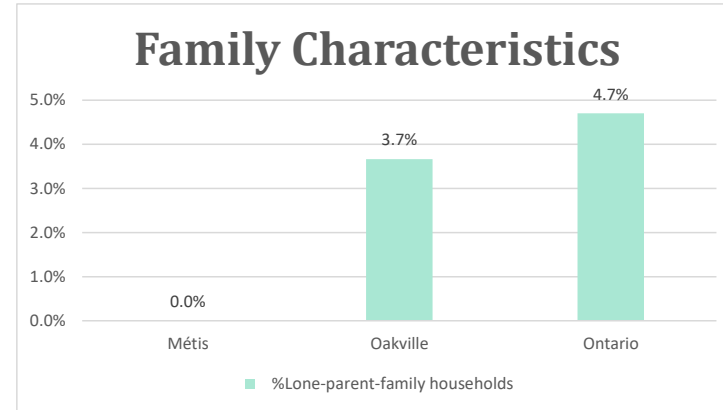
(Source: National Household survey 2011)

The total population reported with Métis single identity is 365 (Total Métis household is 230), representing 31% of Aboriginal people, accounting for 0.2% of the total population in Oakville.



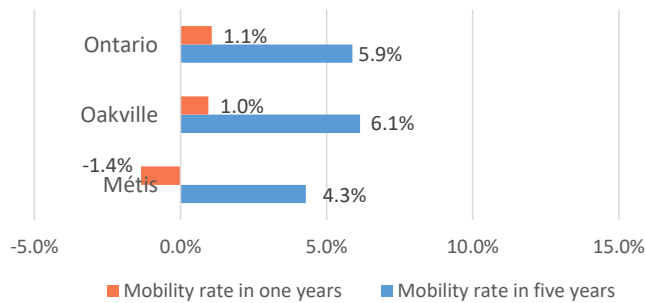
For Métis single identity population, the median age is 39.6 years old, with 86.3% of the population aged 15 and over. As for the total population, the median age is 39.8 in Oakville and

40.0 years old in Ontario, with 80.1% and 82.8% population aged 15 and over respectively.



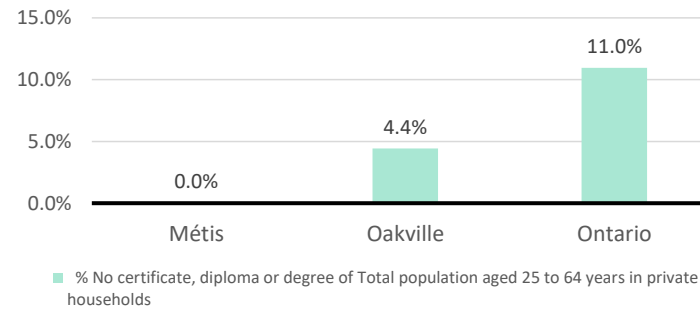
No Métis single lone parents household reported to the survey.

Mobility



5 Métis households moved out last year (-1.4%), 15 Métis households moved in the past 5 years (4.3%).

Education



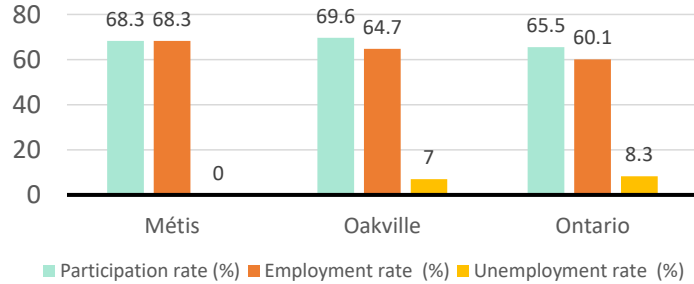
For population aged from 25 to 64 years, no Métis reported have no certificate, diploma or degree.

For Métis aged from 25 to 34, no Métis reported have no certificate, diploma or degree.

Oakville, ON

Labor Force & Housing Statistics

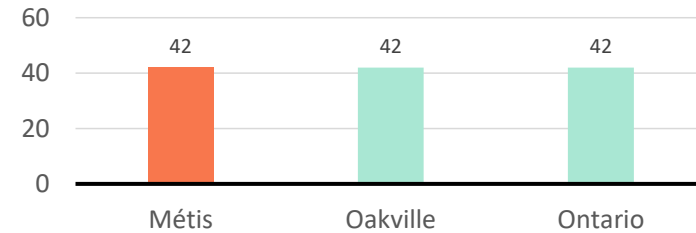
Labour Force Status



Métis participation rate is 68.3%, employment rate is 68.3%, and unemployment rate is 0.0%.

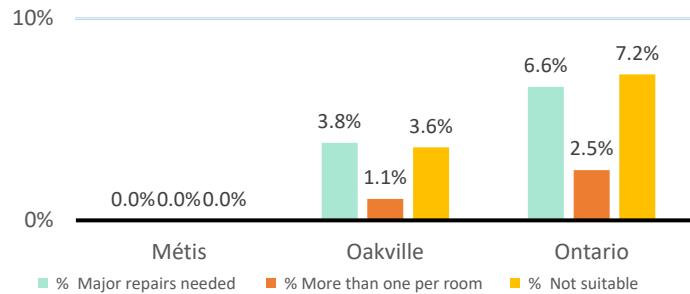
While the participation rate is lower compared with total population in Oakville and higher than Ontario (69.6% and 65.5%), no Métis reported unemployment.

Average Weeks Worked in 2010



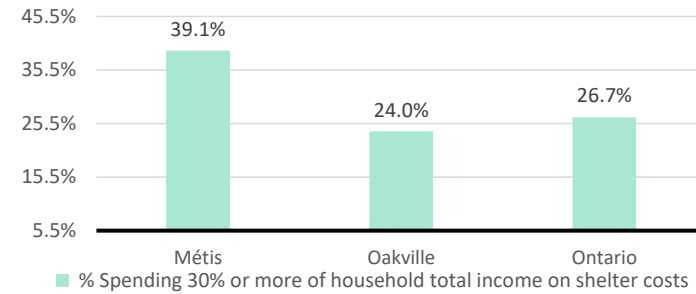
The average weeks worked in 2010 is 42.0 weeks.

Household Characteristics



There are 230 private dwellings occupied by a Métis single household, out of which no Métis single household reported need major repairs, have more than one person per room, or not suitable.

Shelter Costs



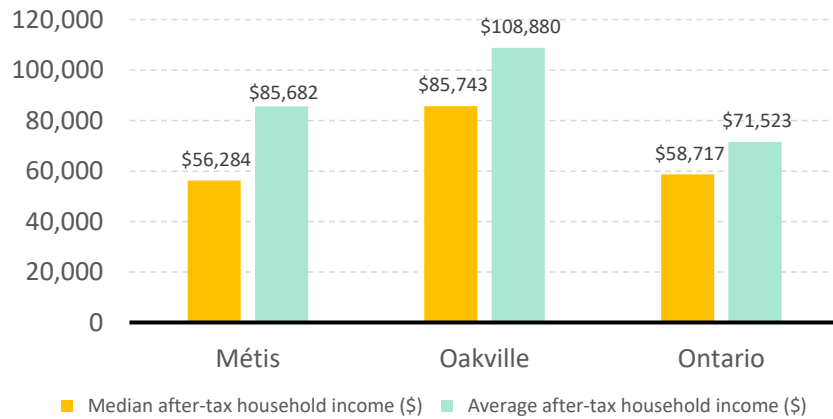
The number of Métis households spending 30% or more of household total income on shelter costs is 90, which is 39.1%

of the total private dwellings occupied by an Métis household, compared to 24.0% of the total population in Oakville and 26.7% of the total population in Ontario.

Oakville, ON

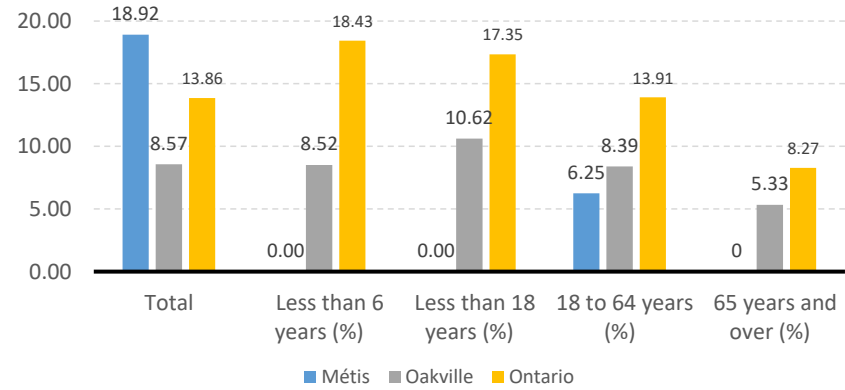
Income

After-Tax Income of Households in 2010



For Métis singles, median after-tax household income is \$56,284, and average after-tax household income is \$85,682. Métis has lower median and average after-tax income than Oakville, and lower median and higher average after-tax income than Ontario.

Prevalence of Low Income in 2010 Based On After-Tax Low-Income Measure (%)



The prevalence of low income based on after-tax low-income measure is 18.92%.

The percentage of low income is 6.25% for people from 18 to 64 years old, and no Métis household reported low income in other age groups.