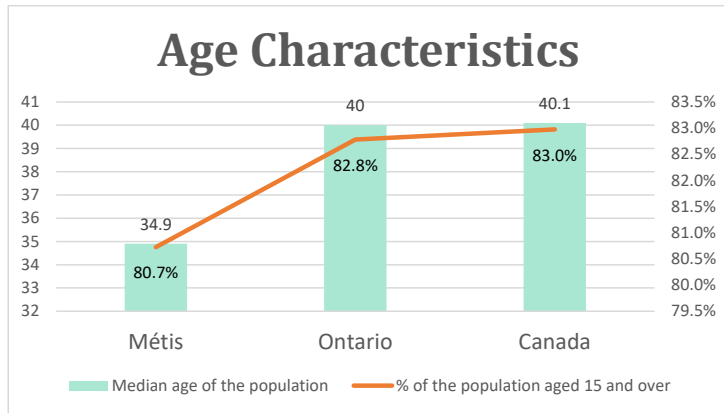


# Ontario, CA

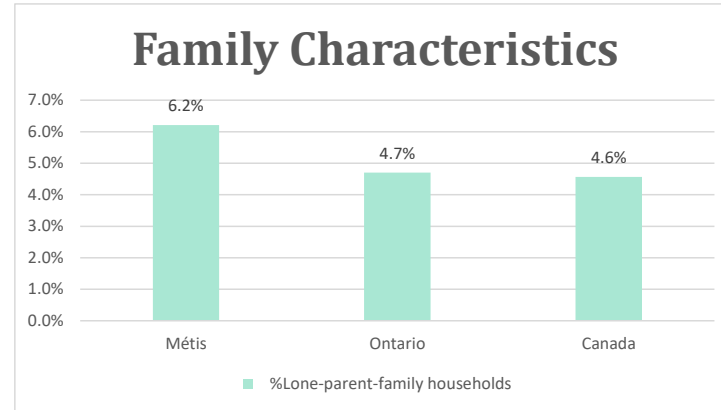
Geo\_Code: 35

(Source: National Household survey 2011)

The total population reported with Métis single identity is 86,020 (Total Métis household is 54,095), representing 29% of Aboriginal people, accounting for 0.7% of the total population in Ontario.

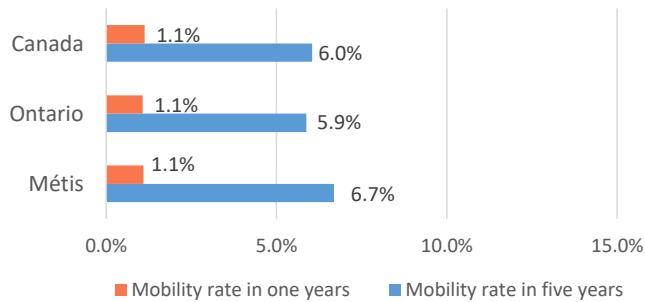


For Métis single identity population, the median age is 34.9 years old, with 80.7% of the population aged 15 and over. As for the total population, the median age is 40.0 in Ontario and 40.1 years old in Canada, with 82.8% and 83.0% population aged 15 and over respectively.



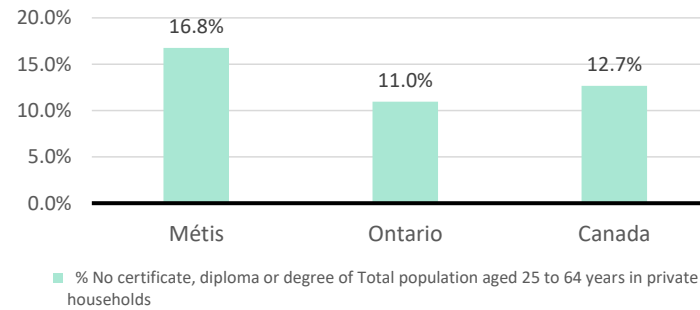
The number of Métis single lone parents household is 5345, accounting for 6.2% of the total Métis single private households.

## Mobility



930 Métis households moved in last year (1.1%), 5390 Métis households moved in the past 5 years (6.7%).

## Education



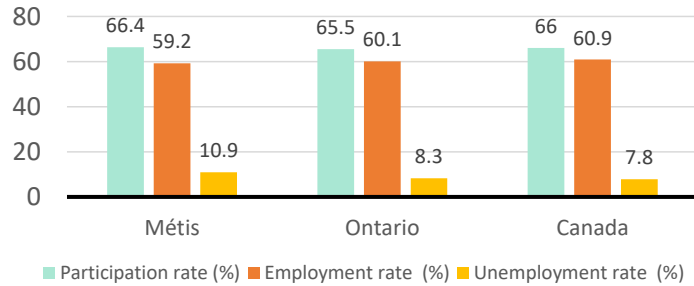
For population aged from 25 to 64 years, 16.8% Métis compared to 11.0% in Ontario and 12.7% in Canada have no certificate, diploma or degree.

For Métis aged from 25 to 34, 11.1% Métis reported to have no certificate, diploma or degree.

# Ontario, CA

## Labor Force & Housing Statistics

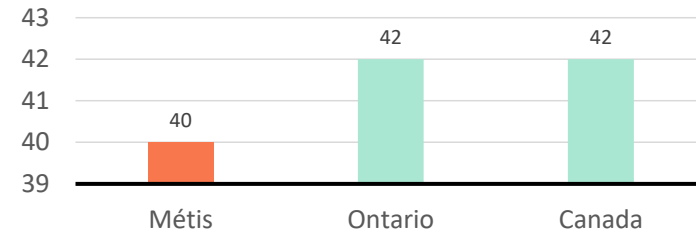
### Labour Force Status



Métis participation rate is 66.4%, employment rate is 59.2%, and unemployment rate is 10.9%.

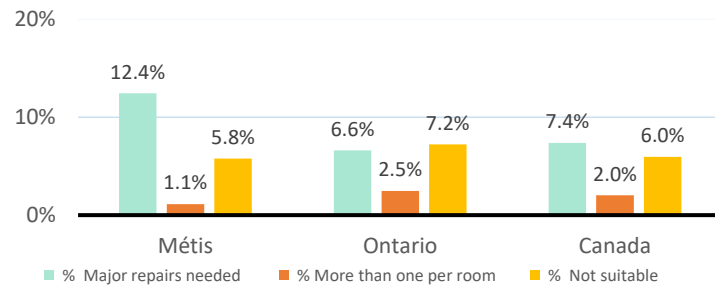
While the participation rate is higher compared with total population in Ontario and Canada (65.5% and 66.0%), unemployment rate is also higher.

### Average Weeks Worked in 2010



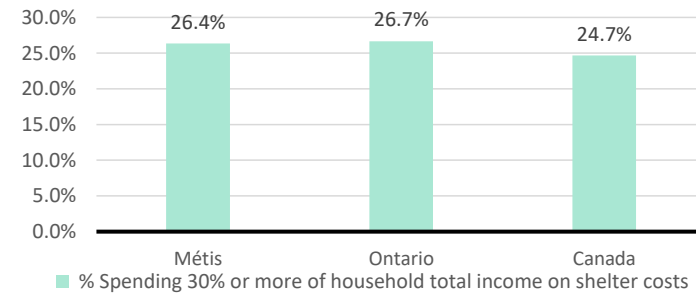
The average weeks worked in 2010 is 40.0 weeks.

### Household Characteristics



There are 54095 private dwellings occupied by a Métis single household, out of which 12.4% need major repairs, 1.1% have more than one person per room, and 5.8% Métis household reported to be not suitable.

### Shelter Costs



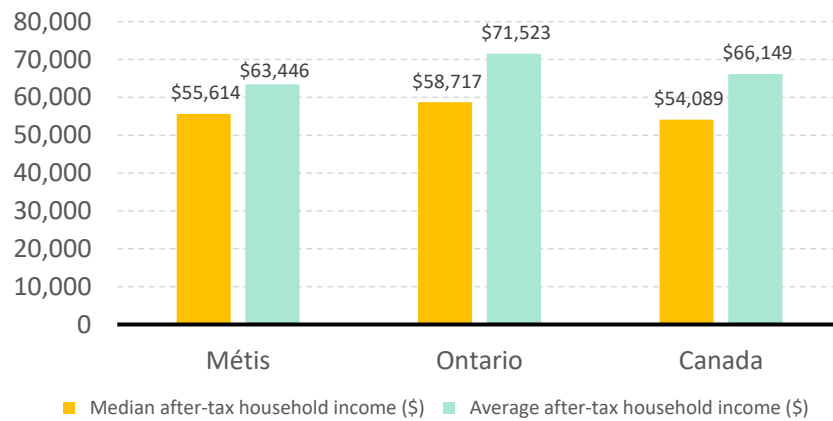
The number of Métis households spending 30% or more of household total income on shelter costs is 14255, which is 26.4%

of the total private dwellings occupied by a Métis household, compared to 26.7% of the total population in Ontario and 24.7% of the total population in Canada.

# Ontario, CA

## Income

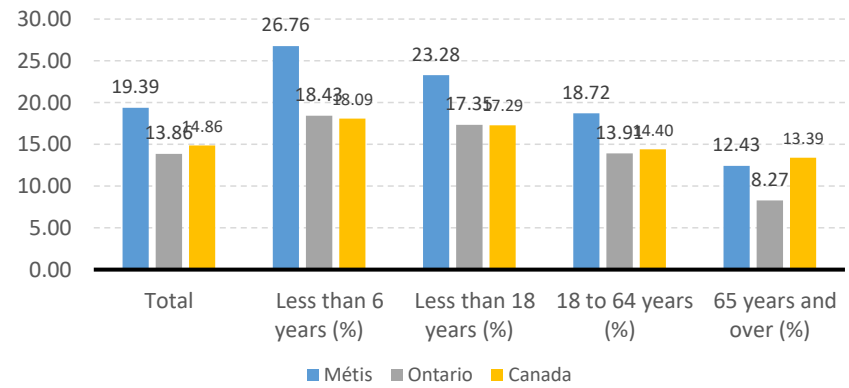
After-Tax Income of Households in 2010



For Métis singles, median after-tax household income is \$55,614, and average after-tax household income is

\$63,446. Métis has lower median and average after-tax income than Ontario, and higher median and lower average after-tax income than Canada.

Prevalence of Low Income in 2010 Based On After-Tax Low-Income Measure (%)



The prevalence of low income based on after-tax low-income measure is 19.39%.

The percentage of low income is 23.28% for people less than 18 years old, 26.76% for people less than 6 years old, 18.72% for people from 18 to 64 years old, and 12.43% for people over 65 years old.