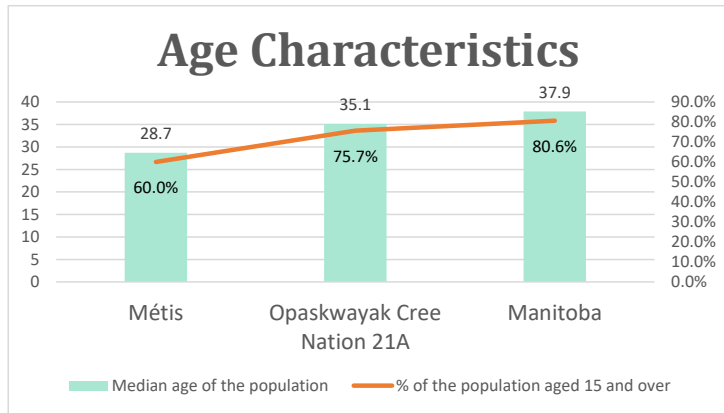


Opaskwayak Cree Nation 21A, MB

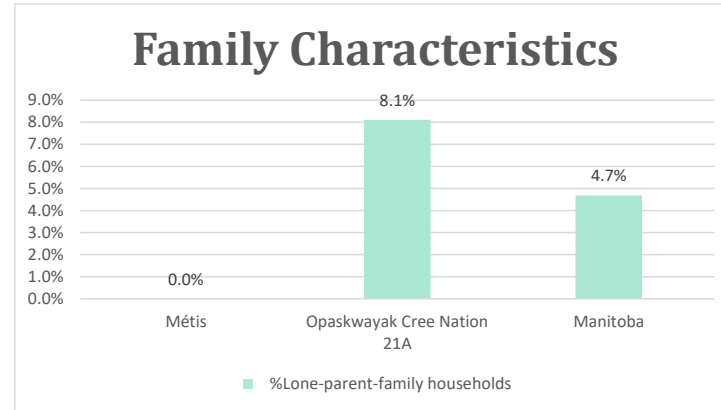
Geo_Code: 4621033

(Source: National Household survey 2011)

The total population reported with Métis single identity is 25 (Total Métis household is 10), representing 15% of Aboriginal people, accounting for 13.5% of the total population in Opaskwayak Cree Nation 21A.

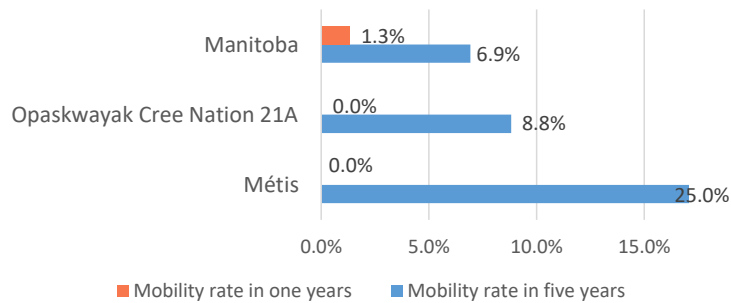


For Métis single identity population, the median age is 28.7 years old, with 60.0% of the population aged 15 and over. As for the total population, the median age is 35.1 in Opaskwayak Cree Nation 21A and 37.9 years old in Manitoba, with 75.7% and 80.6% population aged 15 and over respectively.



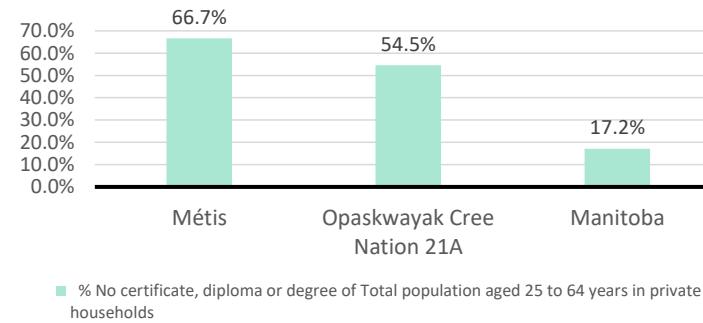
No Métis single lone parents household reported to the survey.

Mobility



No Métis households reported moving in for the last year. 5 Métis households moved in the past 5 years (25.0%).

Education



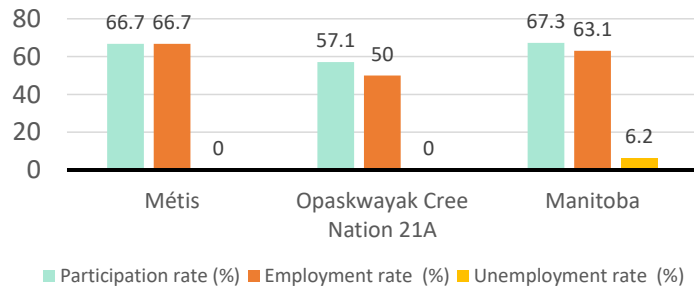
For population aged from 25 to 64 years, 66.7% Métis compared to 54.5% in Opaskwayak Cree Nation 21A and 17.2% in Manitoba have no certificate, diploma or degree.

For Métis aged from 25 to 34, no Métis reported have no certificate, diploma or degree.

Opaskwayak Cree Nation 21A, MB

Labor Force & Housing Statistics

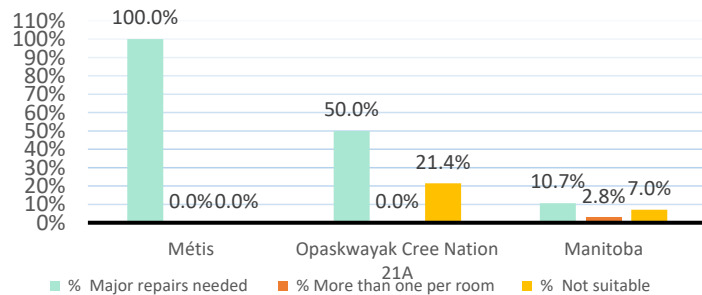
Labour Force Status



Métis participation rate is 66.7%, employment rate is 66.7%, and unemployment rate is 0.0%.

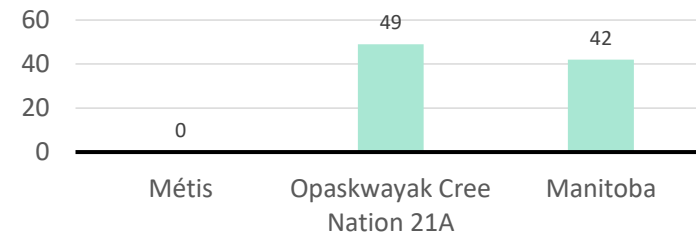
While the participation rate is higher compared with total population in Opaskwayak Cree Nation 21A and Manitoba (57.1% and 67.3%), no Métis reported unemployment.

Household Characteristics



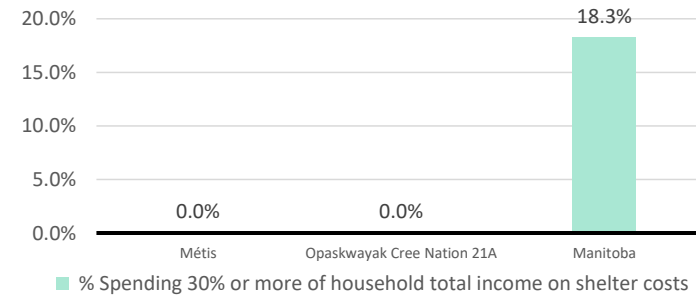
There are 10 private dwellings occupied by a Métis single household, out of which 100.0% need major repairs, no Métis household reported have more than one person per room, and no Métis household reported to be not suitable.

Average Weeks Worked in 2010



The average weeks worked in 2010 is 0.0 weeks.

Shelter Costs

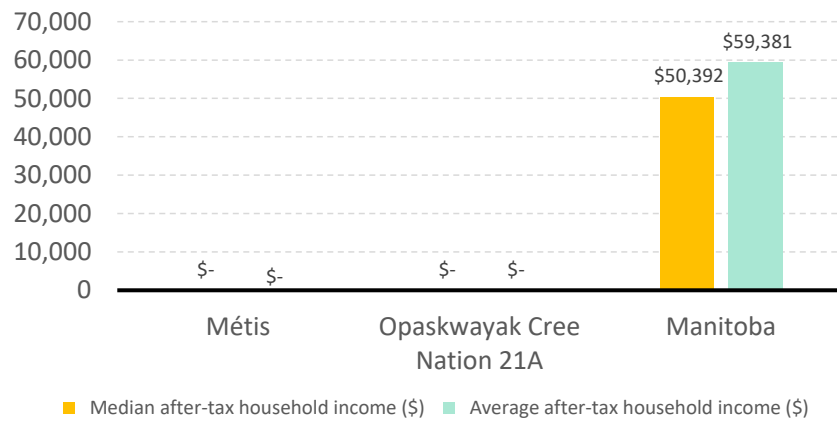


No Métis participated in the survey.

Opaskwayak Cree Nation 21A, MB

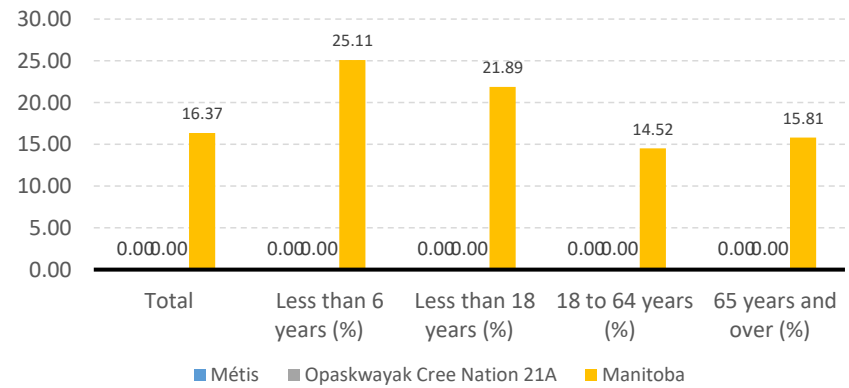
Income

After-Tax Income of Households in 2010



No Métis participated in the survey.

Prevalence of Low Income in 2010 Based On After-Tax Low-Income Measure (%)



No Métis participated in the survey.