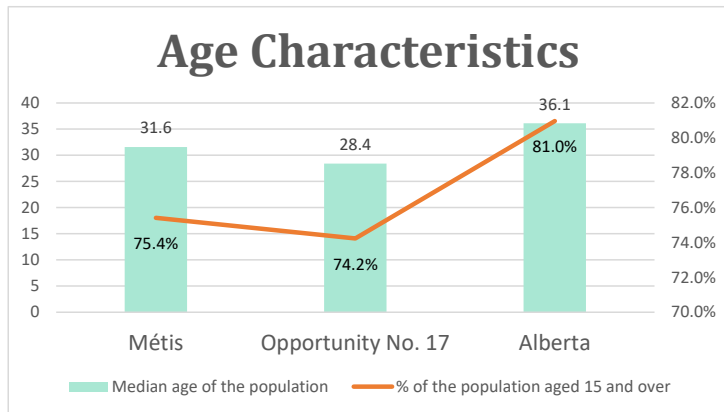


# Opportunity No. 17, AB

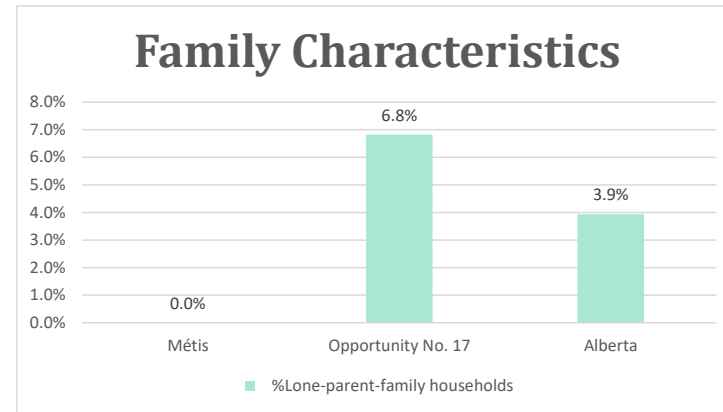
Geo\_Code: 4817031

(Source: National Household survey 2011)

The total population reported with Métis single identity is 305 (Total Métis household is 200), representing 14% of Aboriginal people, accounting for 10.4% of the total population in Opportunity No. 17.

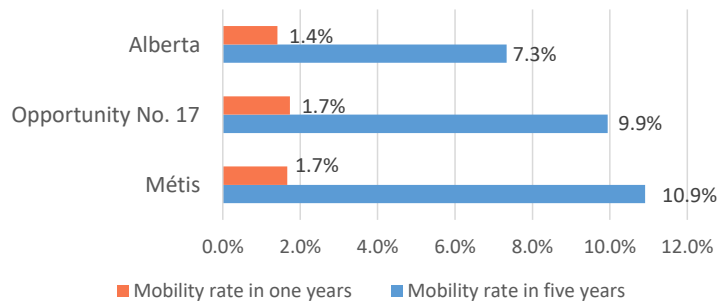


For Métis single identity population, the median age is 31.6 years old, with 75.4% of the population aged 15 and over. As for the total population, the median age is 28.4 in Opportunity No. 17 and 36.1 years old in Alberta, with 74.2% and 81.0% population aged 15 and over respectively.



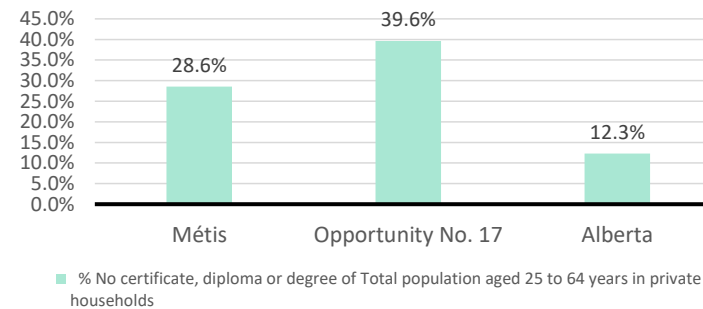
No Métis single lone parents household reported to the survey.

## Mobility



5 Métis households moved in last year (1.7%), 30 Métis households moved in the past 5 years (10.9%).

## Education



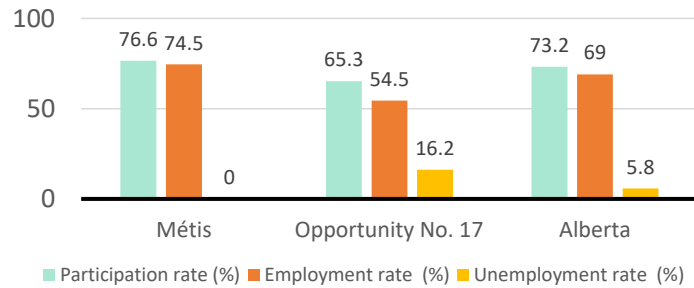
For population aged from 25 to 64 years, 28.6% Métis compared to 39.6% in Opportunity No. 17 and 12.3% in Alberta have no certificate, diploma or degree.

For Métis aged from 25 to 34, no Métis reported have no certificate, diploma or degree.

# Opportunity No. 17, AB

## Labor Force & Housing Statistics

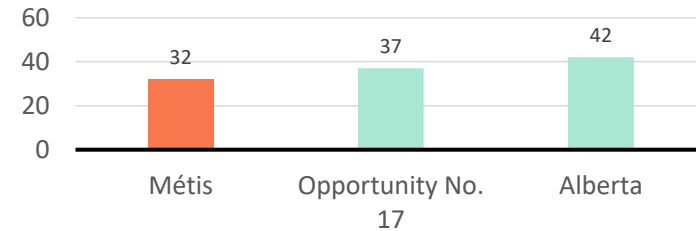
### Labour Force Status



Métis participation rate is 76.6%, employment rate is 74.5%, and unemployment rate is 0.0%.

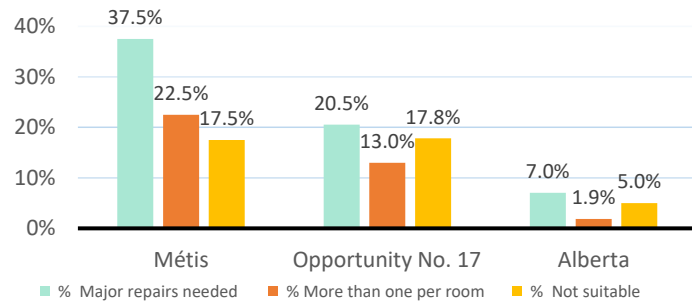
While the participation rate is higher compared with total population in Opportunity No. 17 and Alberta (65.3% and 73.2%), no Métis reported unemployment.

### Average Weeks Worked in 2010



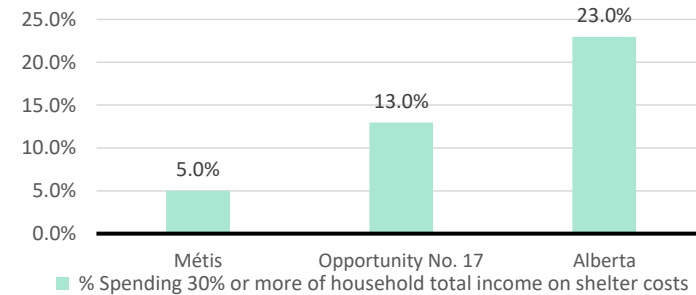
The average weeks worked in 2010 is 32.0 weeks.

### Household Characteristics



There are 200 private dwellings occupied by a Métis single household, out of which 37.5% need major repairs, 22.5% have more than one person per room, and 17.5% Métis household reported to be not suitable.

### Shelter Costs



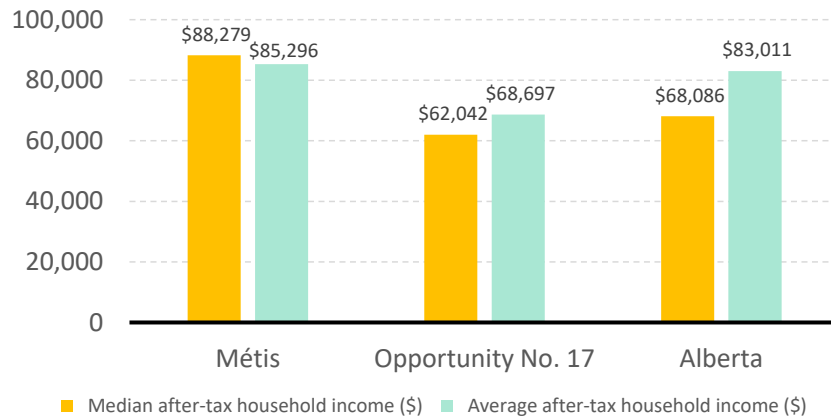
The number of Métis households spending 30% or more of household total income on shelter costs is 10, which is 5.0%

of the total private dwellings occupied by a Métis household, compared to 13.0% of the total population in Opportunity No. 17 and 23.0% of the total population in Alberta.

# Opportunity No. 17, AB

## Income

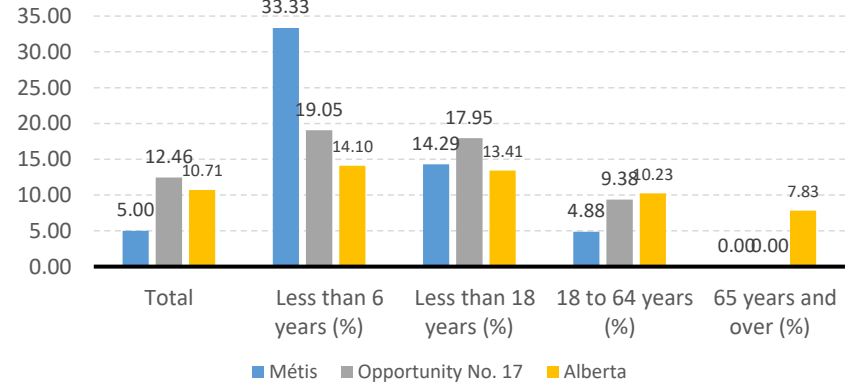
After-Tax Income of Households in 2010



For Métis singles, median after-tax household income is \$88,279, and average after-tax household income is

\$85,296. Métis has higher median and average after-tax income than Opportunity No. 17 and Alberta.

Prevalence of Low Income in 2010 Based On After-Tax Low-Income Measure (%)



The prevalence of low income based on after-tax low-income measure is 5.00%.

The percentage of low income is 14.29% for people less than 18 years old, 33.33% for people less than 6 years old, 4.88% for people from 18 to 64 years old, and 0.00% for people over 65 years old.