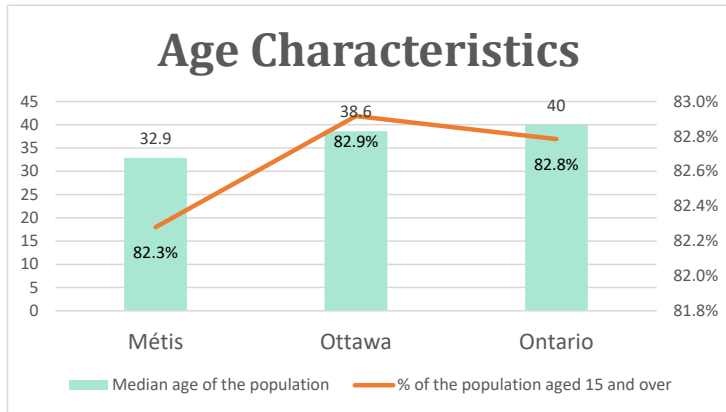


Ottawa, ON

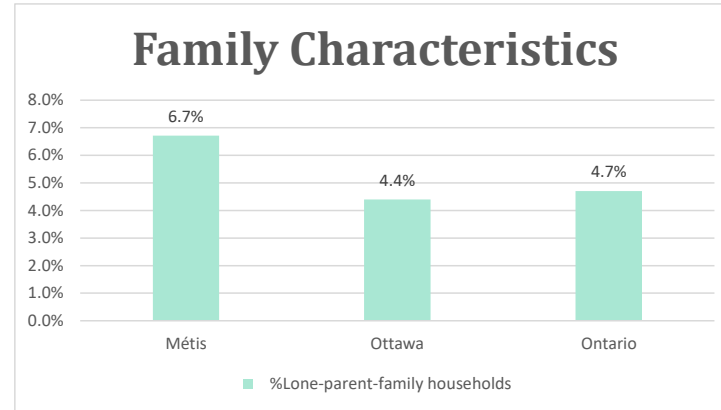
Geo_Code: 3506008

(Source: National Household survey 2011)

The total population reported with Métis single identity is 6,405 (Total Métis household is 4,160), representing 35% of Aboriginal people, accounting for 0.7% of the total population in Ottawa.

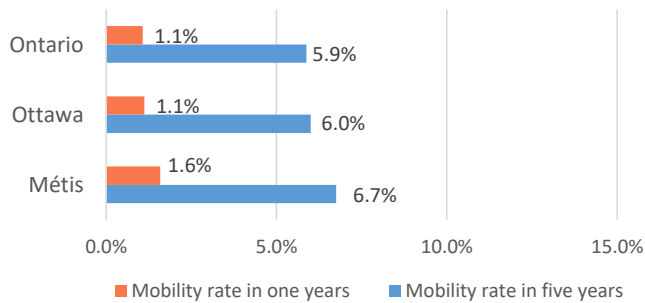


For Métis single identity population, the median age is 32.9 years old, with 82.3% of the population aged 15 and over. As for the total population, the median age is 38.6 in Ottawa and 40.0 years old in Ontario, with 82.9% and 82.8% population aged 15 and over respectively.



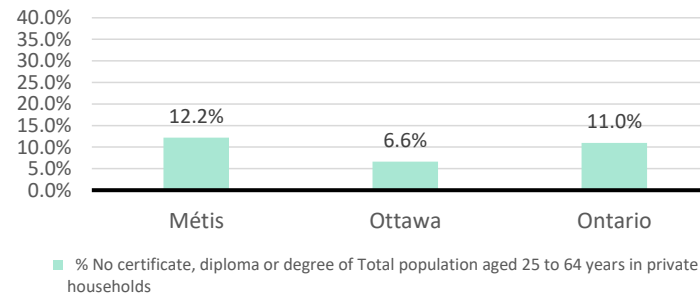
The number of Métis single lone parents household is 430, accounting for 6.7% of the total Métis single private households.

Mobility



100 Métis households moved in last year (1.6%), 405 Métis households moved in the past 5 years (6.7%).

Education



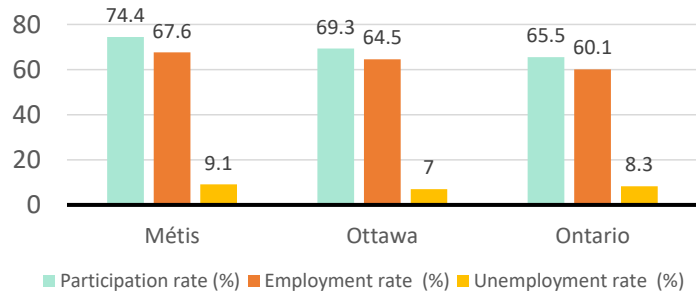
For population aged from 25 to 64 years, 12.2% Métis compared to 6.6% in Ottawa and 11.0% in Ontario have no certificate, diploma or degree.

For Métis aged from 25 to 34, 8.9% Métis reported to have no certificate, diploma or degree.

Ottawa, ON

Labor Force & Housing Statistics

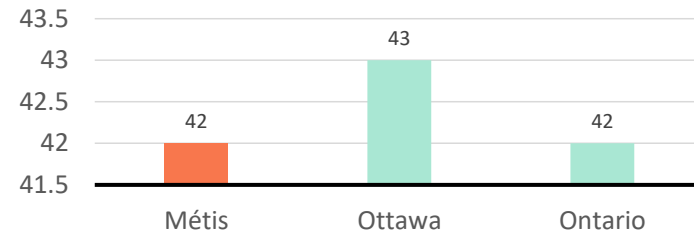
Labour Force Status



Métis participation rate is 74.4%, employment rate is 67.6%, and unemployment rate is 9.1%.

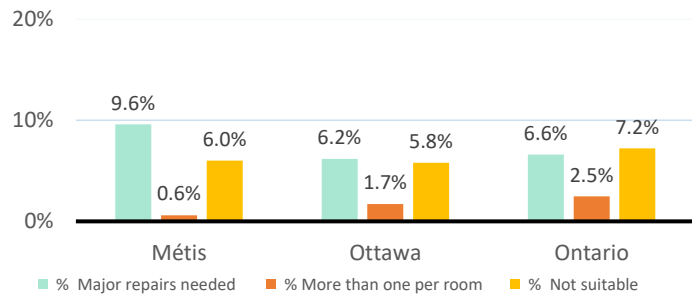
While the participation rate is higher compared with total population in Ottawa and Ontario (69.3% and 65.5%), unemployment rate is also higher.

Average Weeks Worked in 2010



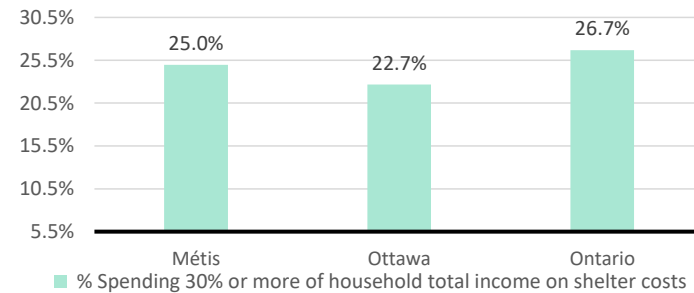
The average weeks worked in 2010 is 42.0 weeks.

Household Characteristics



There are 4160 private dwellings occupied by a Métis single household, out of which 9.6% need major repairs, 0.6% have more than one person per room, and 6.0% Métis household reported to be not suitable.

Shelter Costs



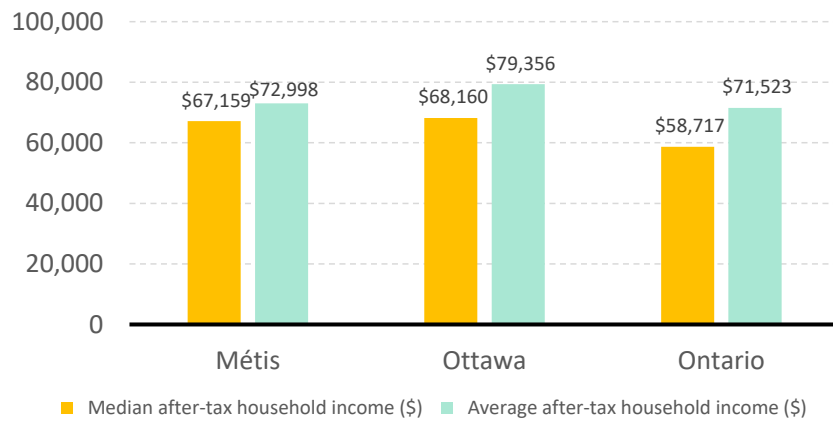
The number of Métis households spending 30% or more of household total income on shelter costs is 1040, which is 25.0%

of the total private dwellings occupied by an Métis household, compared to 22.7% of the total population in Ottawa and 26.7% of the total population in Ontario.

Ottawa, ON

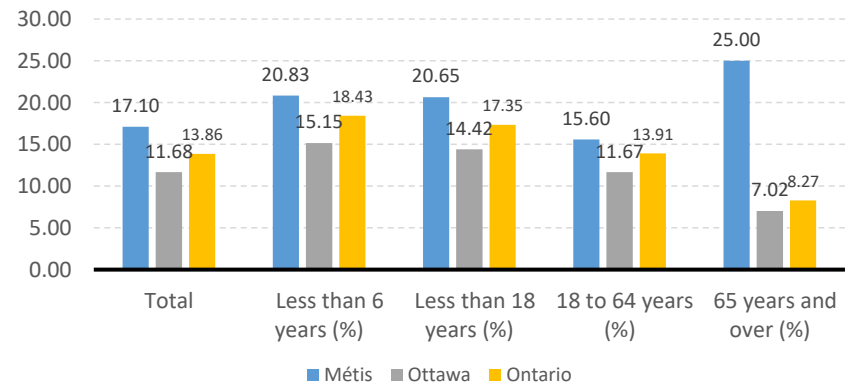
Income

After-Tax Income of Households in 2010



For Métis singles, median after-tax household income is \$67,159, and average after-tax household income is \$72,998. Métis has lower median and average after-tax income than Ottawa, and higher median and average after-tax income than Ontario.

Prevalence of Low Income in 2010 Based On After-Tax Low-Income Measure (%)



The prevalence of low income based on after-tax low-income measure is 17.10%.

The percentage of low income is 20.65% for people less than 18 years old, 20.83% for people less than 6 years old, 15.60% for people from 18 to 64 years old, and 25.00% for people over 65 years old.