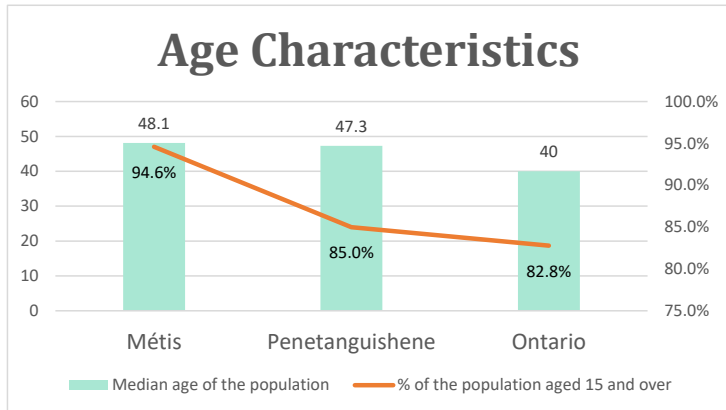


Penetanguishene, ON

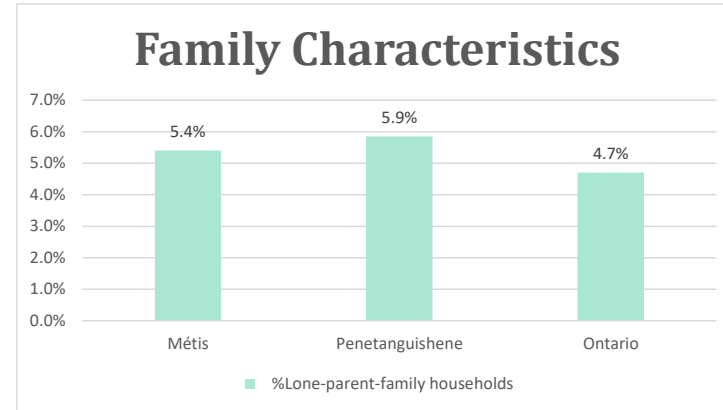
Geo_Code: 3543072

(Source: National Household survey 2011)

The total population reported with Métis single identity is 1,295 (Total Métis household is 785), representing 88% of Aboriginal people, accounting for 15.3% of the total population in Penetanguishene.

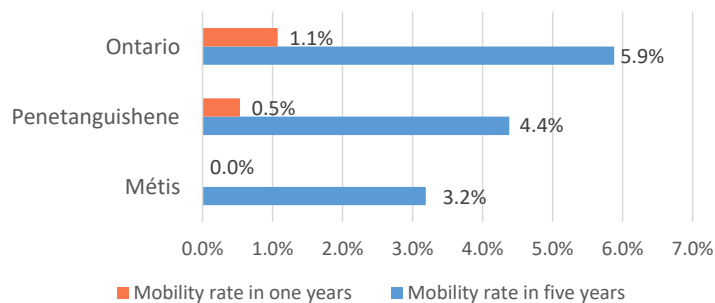


For Métis single identity population, the median age is 48.1 years old, with 94.6% of the population aged 15 and over. As for the total population, the median age is 47.3 in Penetanguishene and 40.0 years old in Ontario, with 85.0% and 82.8% population aged 15 and over respectively.



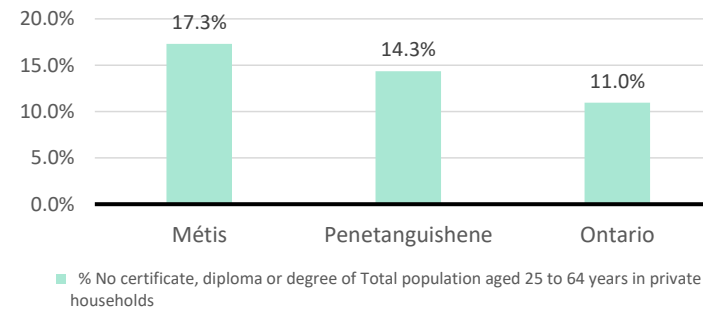
The number of Métis single lone parents household is 70, accounting for 5.4% of the total Métis single private households.

Mobility



No Métis households reported moving in for the last year. 40 Métis households moved in the past 5 years (3.2%).

Education



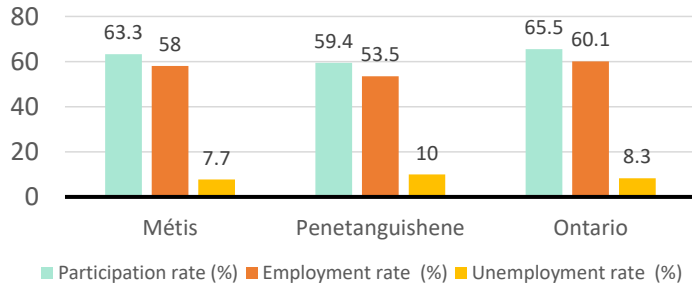
For population aged from 25 to 64 years, 17.3% Métis compared to 14.3% in Penetanguishene and 11.0% in Ontario have no certificate, diploma or degree.

For Métis aged from 25 to 34, no Métis reported have no certificate, diploma or degree.

Penetanguishene, ON

Labor Force & Housing Statistics

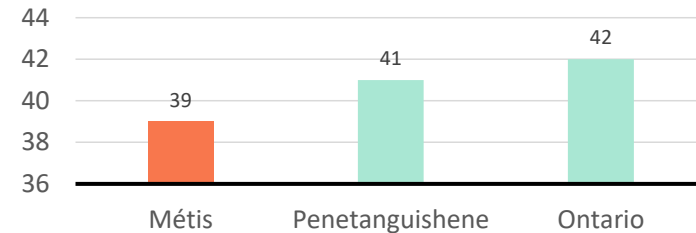
Labour Force Status



Métis participation rate is 63.3%, employment rate is 58.0%, and unemployment rate is 7.7%.

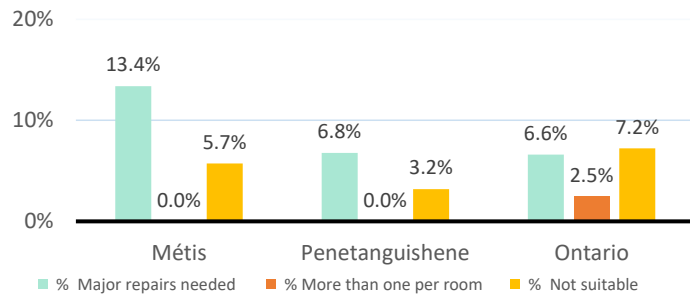
While the participation rate is higher compared with total population in Penetanguishene and lower than Ontario (59.4% and 65.5%), unemployment rate is lower.

Average Weeks Worked in 2010



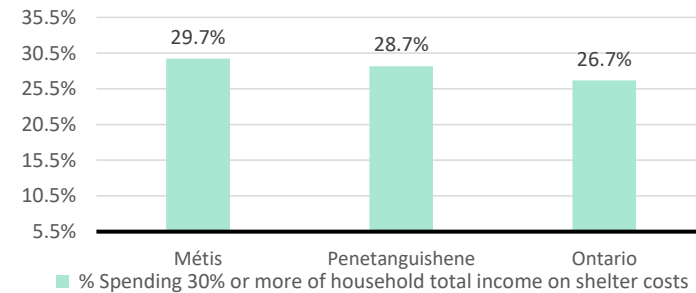
The average weeks worked in 2010 is 39.0 weeks.

Household Characteristics



There are 785 private dwellings occupied by a Métis single household, out of which 13.4% need major repairs, no Métis household reported have more than one person per room, and 5.7% Métis household reported to be not suitable.

Shelter Costs



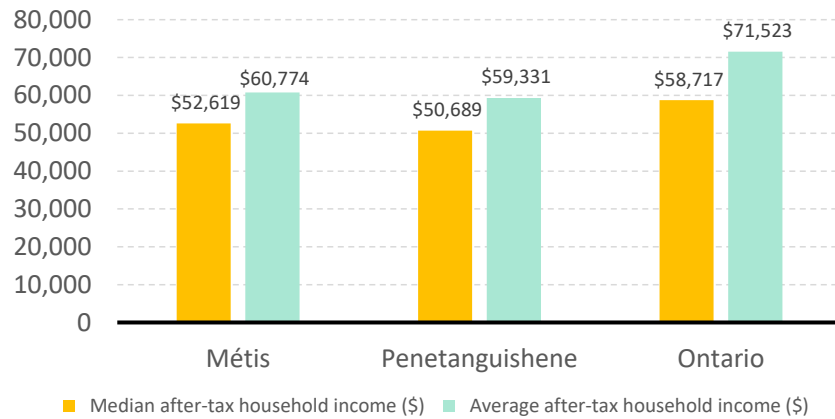
The number of Métis households spending 30% or more of household total income on shelter costs is 235, which is 29.7%

of the total private dwellings occupied by an Métis household, compared to 28.7% of the total population in Penetanguishene and 26.7% of the total population in Ontario.

Penetanguishene, ON

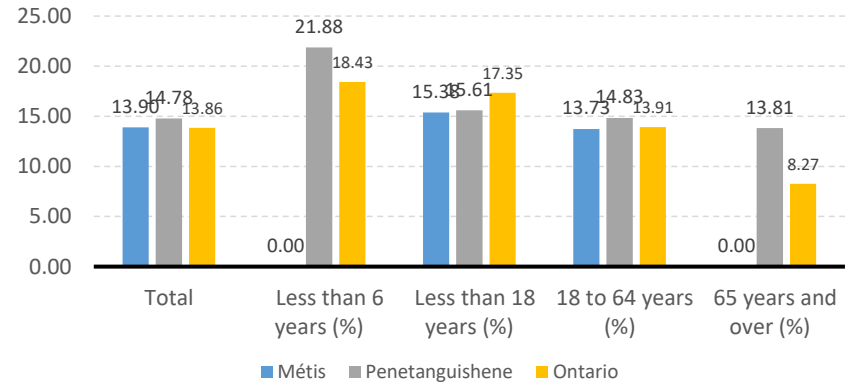
Income

After-Tax Income of Households in 2010



For Métis singles, median after-tax household income is \$52,619, and average after-tax household income is \$60,774. Métis has higher median and average after-tax income than Penetanguishene, and lower median and average after-tax income than Ontario.

Prevalence of Low Income in 2010 Based On After-Tax Low-Income Measure (%)



The prevalence of low income based on after-tax low-income measure is 13.90%.

The percentage of low income is 15.38% for people less than 18 years old, 0.00% for people less than 6 years old, 13.73% for people from 18 to 64 years old, and 0.00% for people over 65 years old.