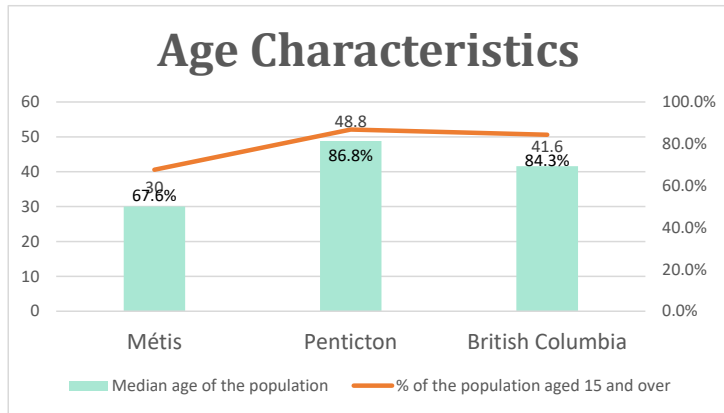


Penticton, BC

Geo_Code: 5907041

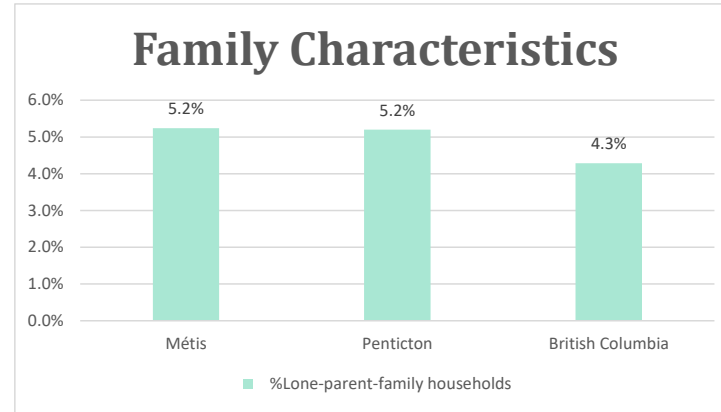
(Source: National Household survey 2011)

The total population reported with Métis single identity is 1,050 (Total Métis household is 560), representing 52% of Aboriginal people, accounting for 3.3% of the total population in Penticton.



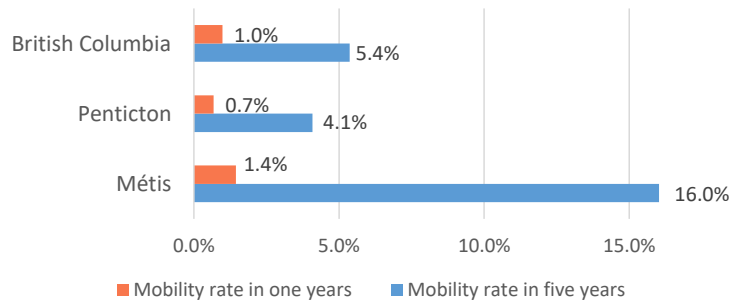
For Métis single identity population, the median age is 30.0 years old, with 67.6% of the population aged 15 and over. As for the total population, the median age is 48.8 in Penticton and

41.6 years old in British Columbia, with 86.8% and 84.3% population aged 15 and over respectively.



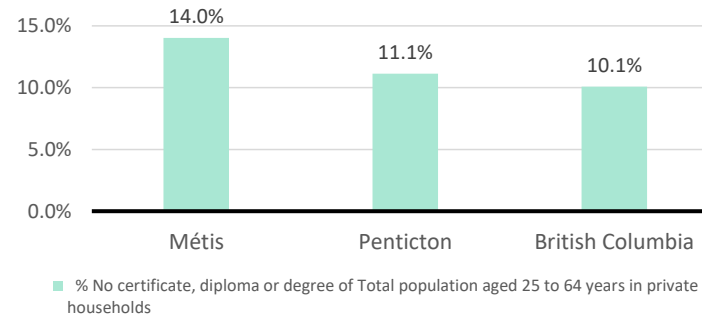
The number of Métis single lone parents household is 55, accounting for 5.2% of the total Métis single private households.

Mobility



15 Métis households moved in last year (1.4%), 145 Métis households moved in the past 5 years (16.0%).

Education



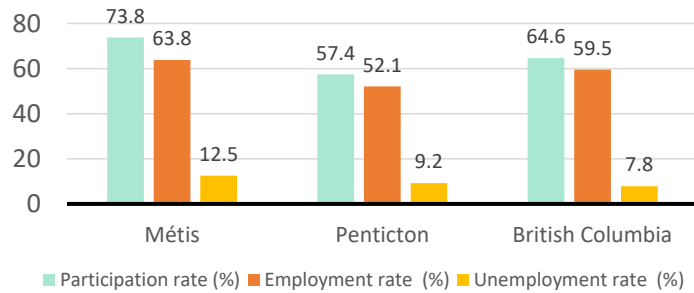
For population aged from 25 to 64 years, 14.0% Métis compared to 11.1% in Penticton and 10.1% in British Columbia have no certificate, diploma or degree.

For Métis aged from 25 to 34, no Métis reported have no certificate, diploma or degree.

Penticton, BC

Labor Force & Housing Statistics

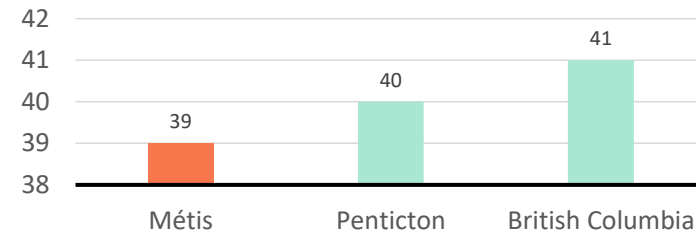
Labour Force Status



Métis participation rate is 73.8%, employment rate is 63.8%, and unemployment rate is 12.5%.

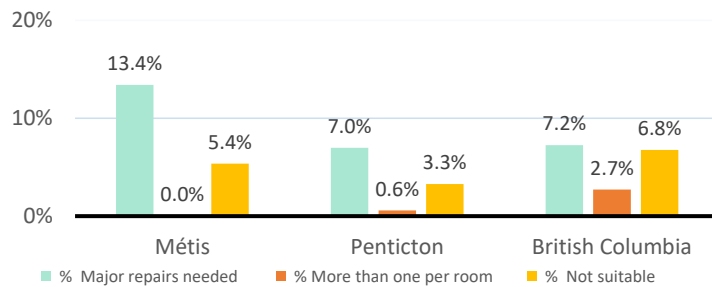
While the participation rate is higher compared with total population in Penticton and British Columbia (57.4% and 64.6%), unemployment rate is also higher.

Average Weeks Worked in 2010



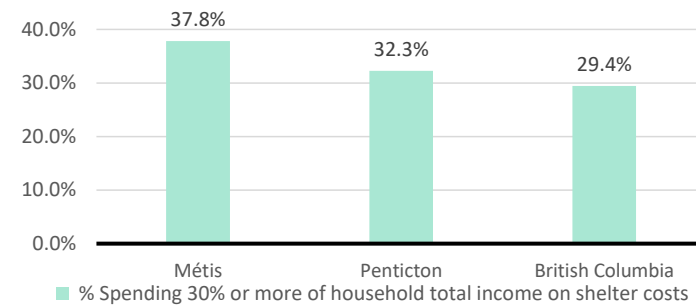
The average weeks worked in 2010 is 39.0 weeks.

Household Characteristics



There are 560 private dwellings occupied by a Métis single household, out of which 13.4% need major repairs, no Métis household reported have more than one person per room, and 5.4% Métis household reported to be not suitable.

Shelter Costs



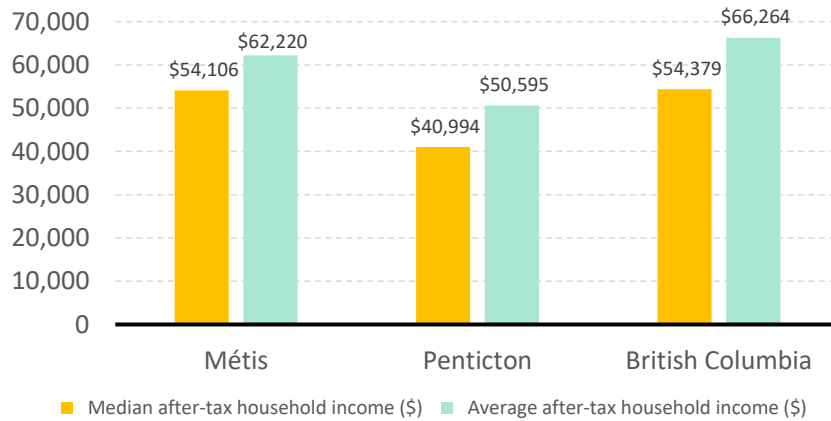
The number of Métis households spending 30% or more of household total income on shelter costs is 210, which is 37.8%

of the total private dwellings occupied by a Métis household, compared to 32.3% of the total population in Penticton and 29.4% of the total population in British Columbia.

Penticton, BC

Income

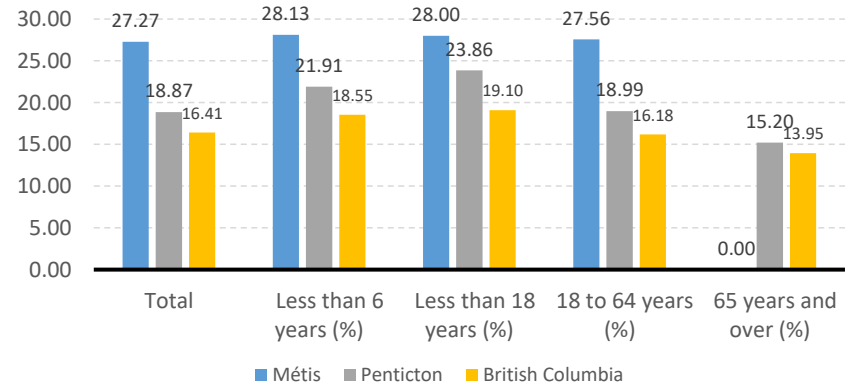
After-Tax Income of Households in 2010



For Métis singles, median after-tax household income is \$54,106, and average after-tax household income is

\$62,220. Métis has higher median and average after-tax income than Penticton, and lower median and average after-tax income than British Columbia.

Prevalence of Low Income in 2010 Based On After-Tax Low-Income Measure (%)



The prevalence of low income based on after-tax low-income measure is 27.27%.

The percentage of low income is 28.00% for people less than 18 years old, 28.13% for people less than 6 years old, 27.56% for people from 18 to 64 years old, and 0.00% for people over 65 years old.