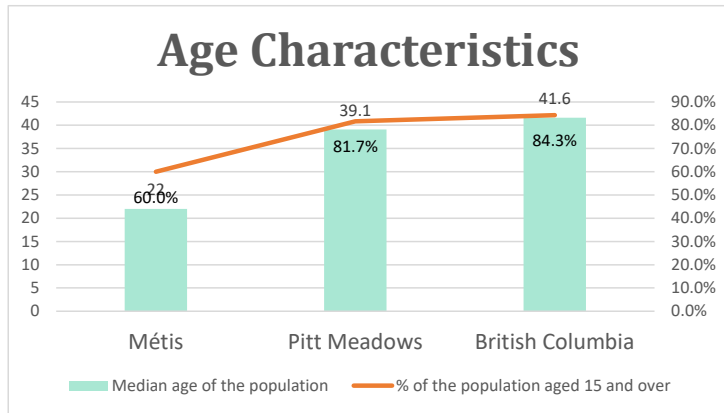


Pitt Meadows, BC

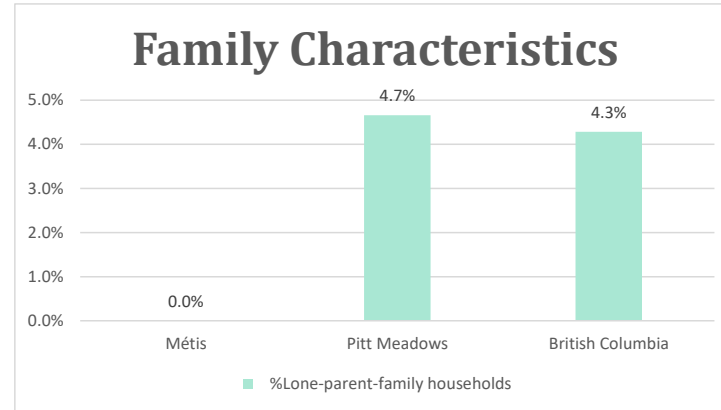
Geo_Code: 5915070

(Source: National Household survey 2011)

The total population reported with Métis single identity is 375 (Total Métis household is 205), representing 47% of Aboriginal people, accounting for 2.1% of the total population in Pitt Meadows.

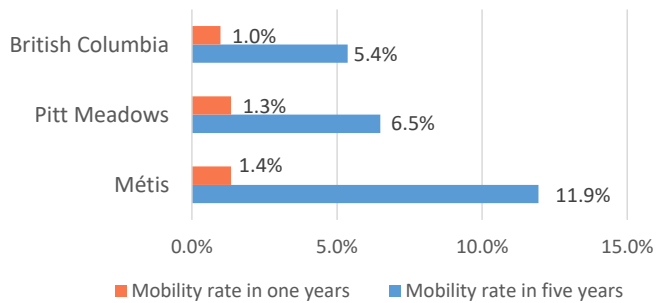


For Métis single identity population, the median age is 22.0 years old, with 60.0% of the population aged 15 and over. As for the total population, the median age is 39.1 in Pitt Meadows and 41.6 years old in British Columbia, with 81.7% and 84.3% population aged 15 and over respectively.



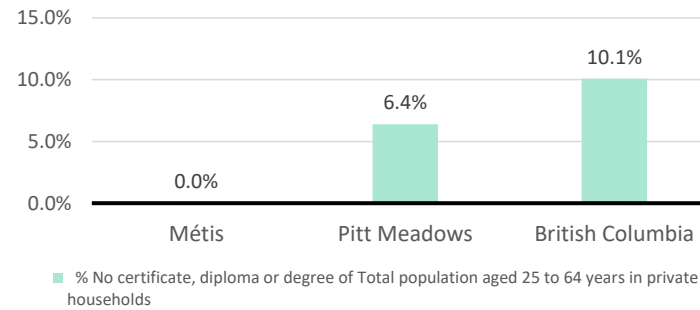
No Métis single lone parents household reported to the survey.

Mobility



5 Métis households moved in last year (1.4%), 40 Métis households moved in the past 5 years (11.9%).

Education



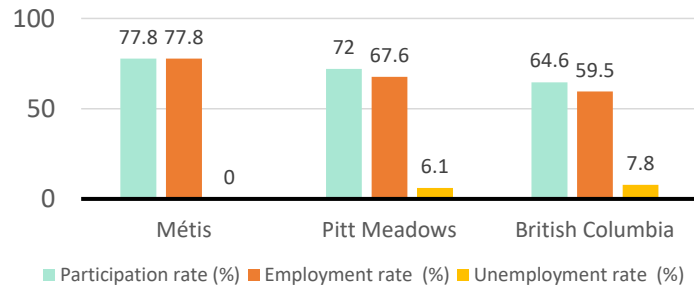
For population aged from 25 to 64 years, no Métis reported have no certificate, diploma or degree.

For Métis aged from 25 to 34, no Métis reported have no certificate, diploma or degree.

Pitt Meadows, BC

Labor Force & Housing Statistics

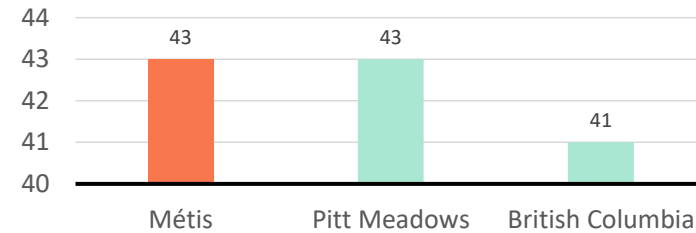
Labour Force Status



Métis participation rate is 77.8%, employment rate is 77.8%, and unemployment rate is 0.0%.

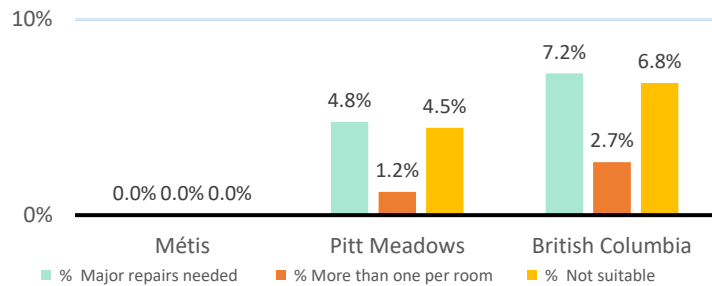
While the participation rate is higher compared with total population in Pitt Meadows and British Columbia (72.0% and 64.6%), no Métis reported unemployment.

Average Weeks Worked in 2010



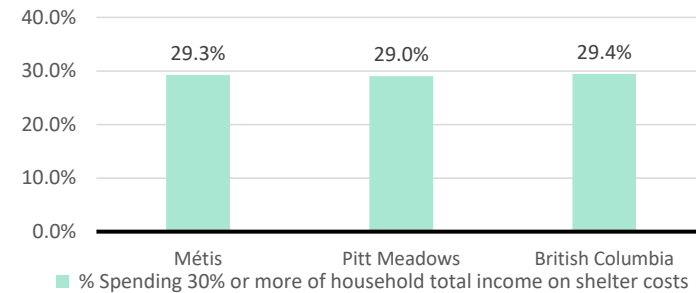
The average weeks worked in 2010 is 43.0 weeks.

Household Characteristics



There are 205 private dwellings occupied by a Métis single household, out of which no Métis single household reported need major repairs, have more than one person per room, or not suitable.

Shelter Costs



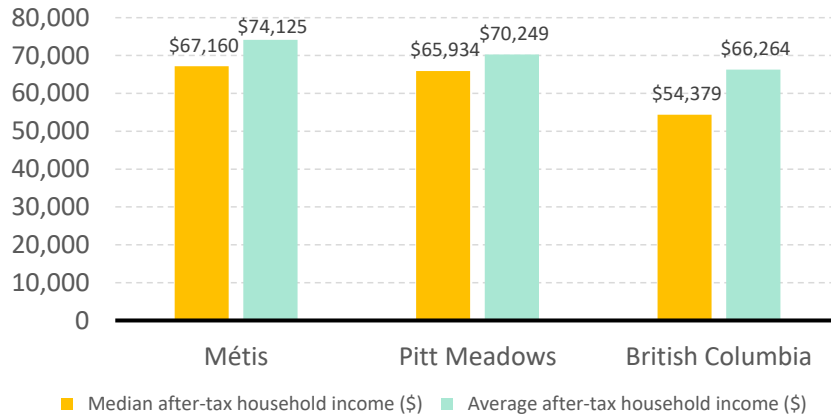
The number of Métis households spending 30% or more of household total income on shelter costs is 60, which is 29.3%

of the total private dwellings occupied by a Métis household, compared to 29.0% of the total population in Pitt Meadows and 29.4% of the total population in British Columbia.

Pitt Meadows, BC

Income

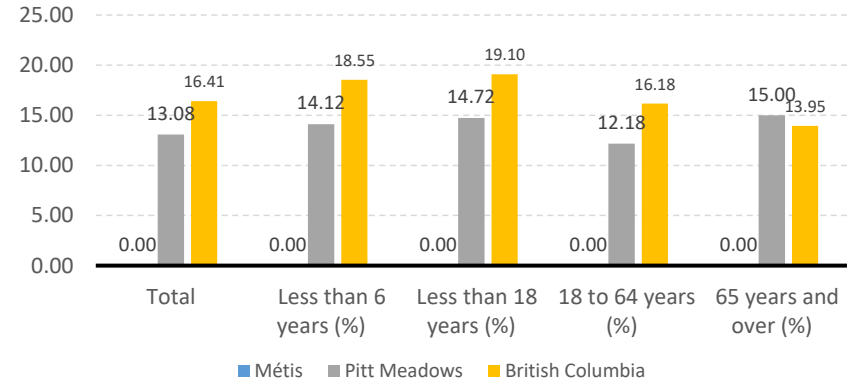
After-Tax Income of Households in 2010



For Métis singles, median after-tax household income is \$67,160, and average after-tax household income is

\$74,125. Métis has higher median and average after-tax income than Pitt Meadows and British Columbia.

Prevalence of Low Income in 2010 Based On After-Tax Low-Income Measure (%)



The prevalence of low income based on after-tax low-income measure is 0.00%.

No Métis household reported low income in Pitt Meadows.