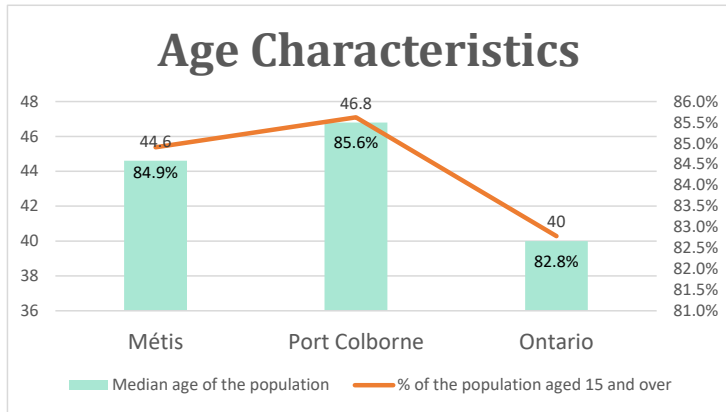


# Port Colborne, ON

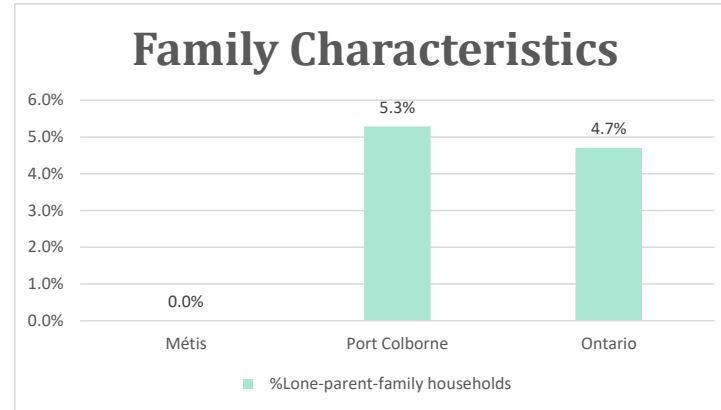
Geo\_Code: 3526011

(Source: National Household survey 2011)

The total population reported with Métis single identity is 265 (Total Métis household is 150), representing 38% of Aboriginal people, accounting for 1.5% of the total population in Port Colborne.

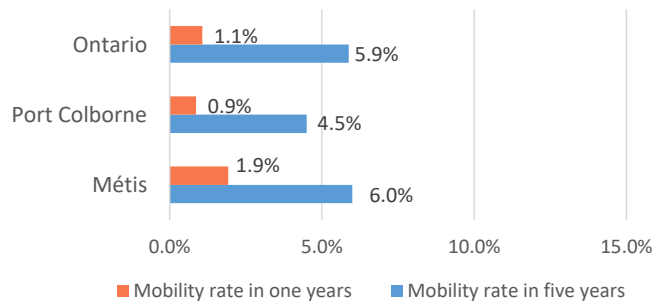


For Métis single identity population, the median age is 44.6 years old, with 84.9% of the population aged 15 and over. As for the total population, the median age is 46.8 in Port Colborne and 40.0 years old in Ontario, with 85.6% and 82.8% population aged 15 and over respectively.



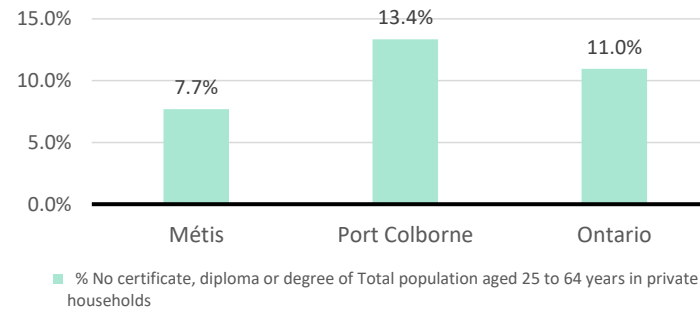
No Métis single lone parents household reported to the survey.

## Mobility



5 Métis households moved in last year (1.9%), 15 Métis households moved in the past 5 years (6.0%).

## Education



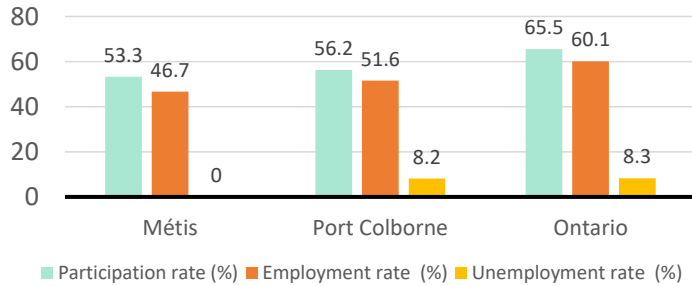
For population aged from 25 to 64 years, 7.7% Métis compared to 13.4% in Port Colborne and 11.0% in Ontario have no certificate, diploma or degree.

For Métis aged from 25 to 34, no Métis reported have no certificate, diploma or degree.

# Port Colborne, ON

## Labor Force & Housing Statistics

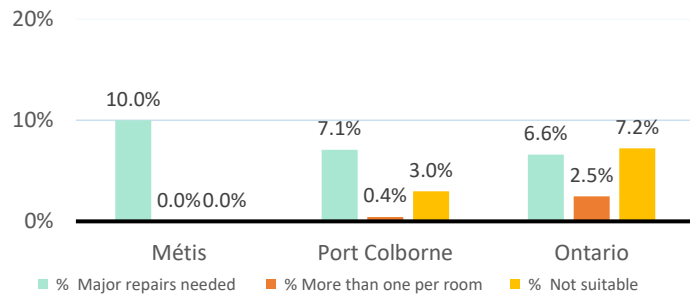
### Labour Force Status



Métis participation rate is 53.3%, employment rate is 46.7%, and unemployment rate is 0.0%.

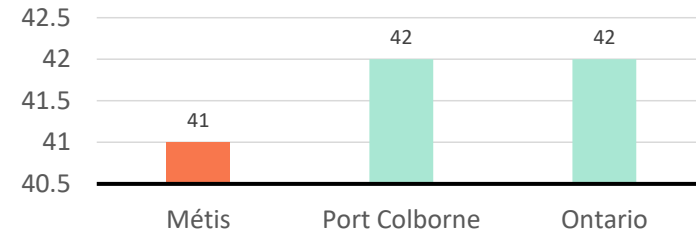
While the participation rate is lower compared with total population in Port Colborne and Ontario (56.2% and 65.5%), no Métis reported unemployment.

### Household Characteristics



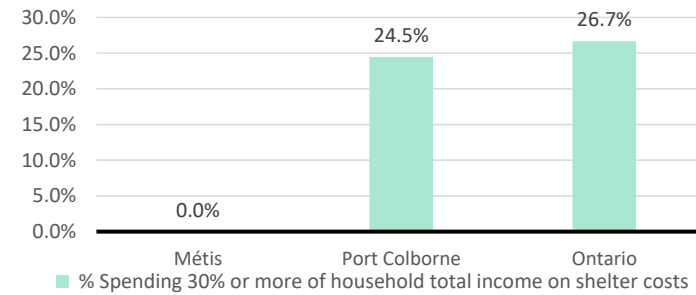
There are 150 private dwellings occupied by a Métis single household, out of which 10.0% need major repairs, no Métis household reported have more than one person per room, and no Métis household reported to be not suitable.

### Average Weeks Worked in 2010



The average weeks worked in 2010 is 41.0 weeks.

### Shelter Costs



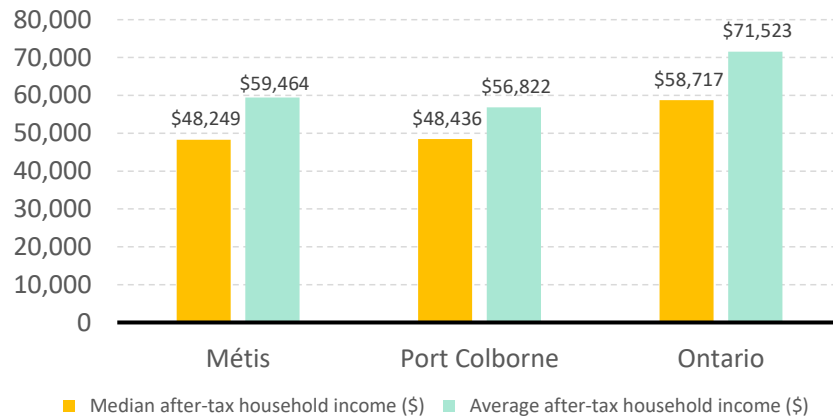
No Métis households reported spending 30% or more of household total income on shelter costs,

compared to 24.5% of the total population in Port Colborne and 26.7% of the total population in Ontario.

# Port Colborne, ON

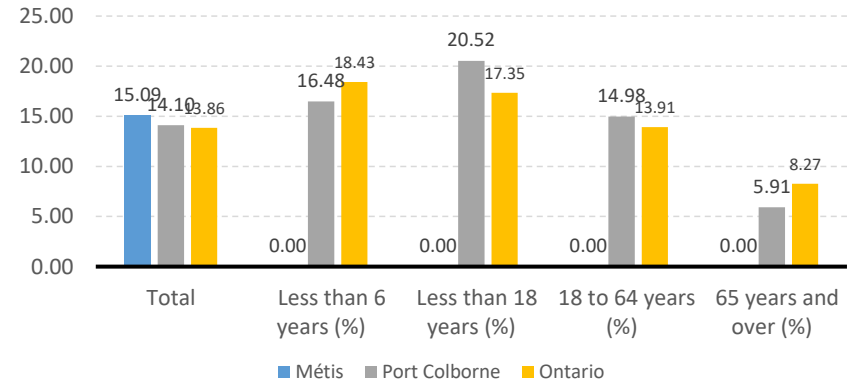
## Income

After-Tax Income of Households in 2010



For Métis singles, median after-tax household income is \$48,249, and average after-tax household income is \$59,464. Métis has lower median and higher average after-tax income than Port Colborne, and lower median and average after-tax income than Ontario.

Prevalence of Low Income in 2010 Based On After-Tax Low-Income Measure (%)



The prevalence of low income based on after-tax low-income measure is 15.09%.

No Métis household reported low income in Port Colborne.