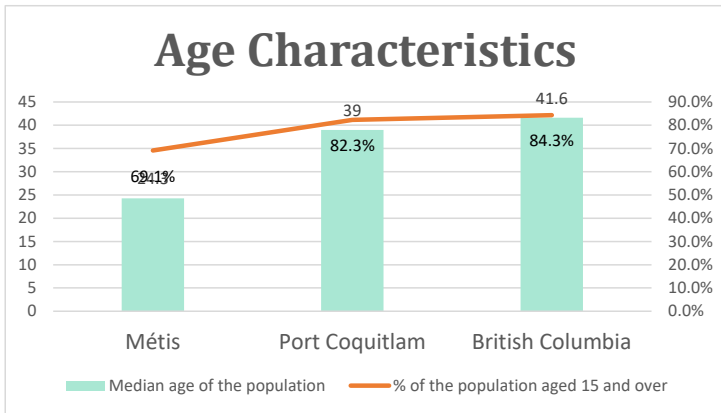


# Port Coquitlam, BC

Geo\_Code: 5915039

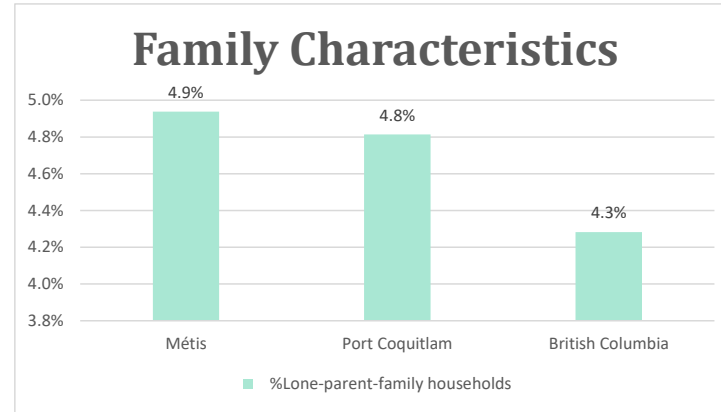
(Source: National Household survey 2011)

The total population reported with Métis single identity is 810 (Total Métis household is 425), representing 45% of Aboriginal people, accounting for 1.5% of the total population in Port Coquitlam.



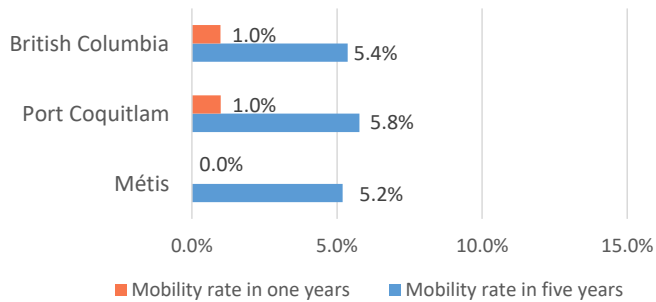
For Métis single identity population, the median age is 24.3 years old, with 69.1% of the population aged 15 and over. As for the total population, the median age is 39.0 in Port Coquitlam and

41.6 years old in British Columbia, with 82.3% and 84.3% population aged 15 and over respectively.



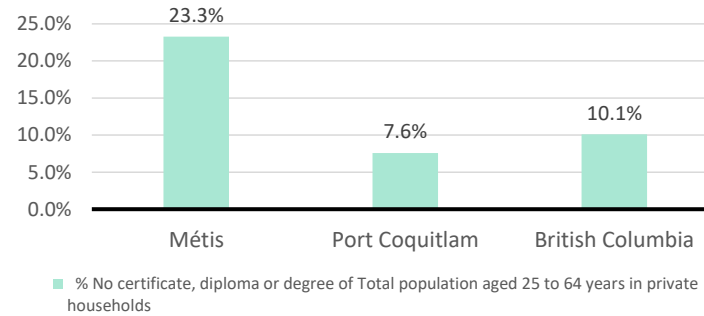
The number of Métis single lone parents household is 40, accounting for 4.9% of the total Métis single private households.

## Mobility



No Métis households reported moving in for the last year. 40 Métis households moved in the past 5 years (5.2%).

## Education



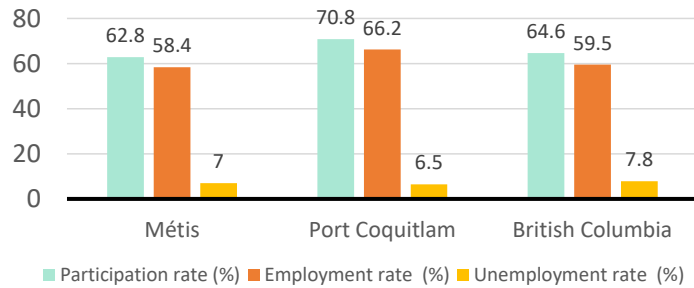
For population aged from 25 to 64 years, 23.3% Métis compared to 7.6% in Port Coquitlam and 10.1% in British Columbia have no certificate, diploma or degree.

For Métis aged from 25 to 34, no Métis reported have no certificate, diploma or degree.

# Port Coquitlam, BC

## Labor Force & Housing Statistics

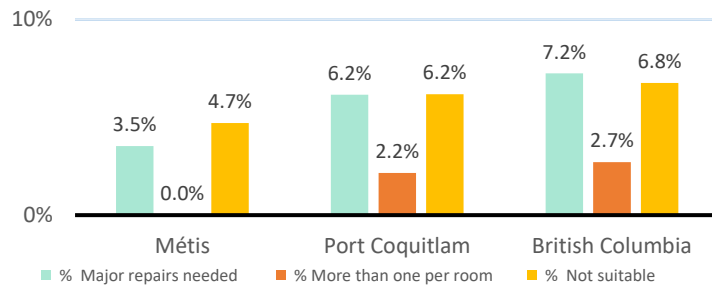
### Labour Force Status



Métis participation rate is 62.8%, employment rate is 58.4%, and unemployment rate is 7.0%.

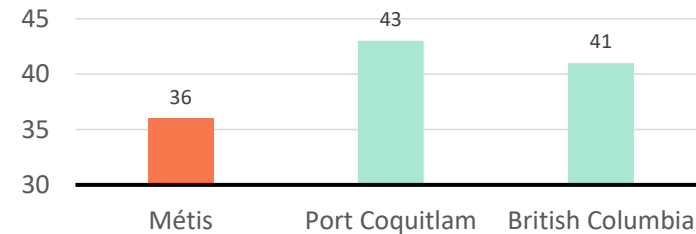
While the participation rate is lower compared with total population in Port Coquitlam and British Columbia (70.8% and 64.6%), unemployment rate is higher than Port Coquitlam and lower than British Columbia.

### Household Characteristics



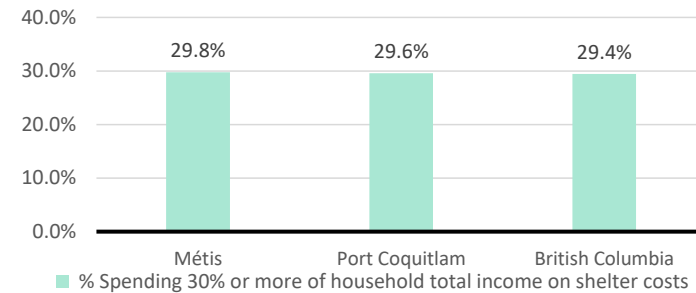
There are 425 private dwellings occupied by a Métis single household, out of which 3.5% need major repairs, no Métis household reported have more than one person per room, and 4.7% Métis household reported to be not suitable.

### Average Weeks Worked in 2010



The average weeks worked in 2010 is 36.0 weeks.

### Shelter Costs



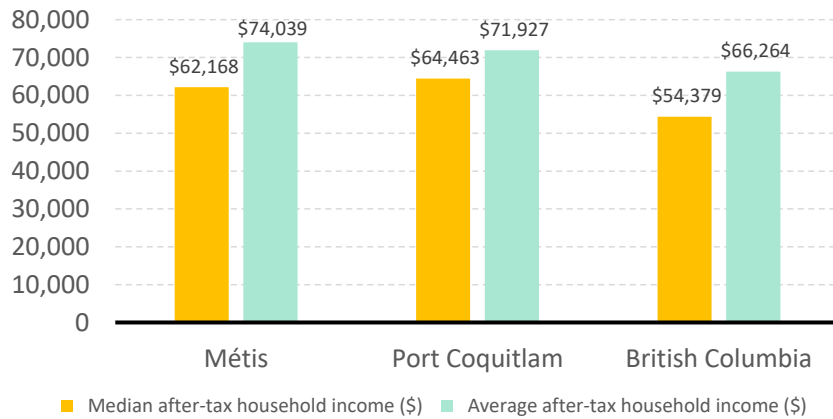
The number of Métis households spending 30% or more of household total income on shelter costs is 125, which is 29.8%

of the total private dwellings occupied by a Métis household, compared to 29.6% of the total population in Port Coquitlam and 29.4% of the total population in British Columbia.

# Port Coquitlam, BC

## Income

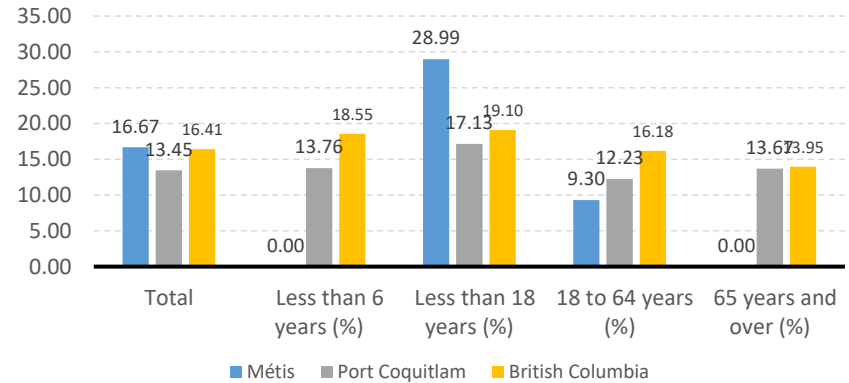
After-Tax Income of Households in 2010



For Métis singles, median after-tax household income is \$62,168, and average after-tax household income is

\$74,039. Métis has lower median and higher average after-tax income than Port Coquitlam, and higher median and average after-tax income than British Columbia.

Prevalence of Low Income in 2010 Based On After-Tax Low-Income Measure (%)



The prevalence of low income based on after-tax low-income measure is 16.67%.

The percentage of low income is 28.99% for people less than 18 years old, 0.00% for people less than 6 years old, 9.30% for people from 18 to 64 years old, and 0.00% for people over 65 years old.