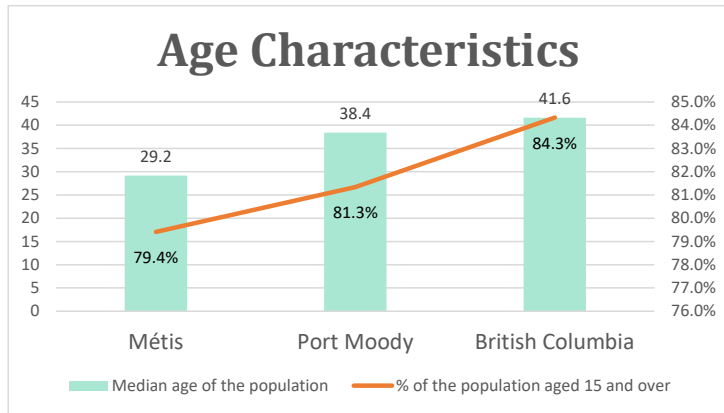


Port Moody, BC

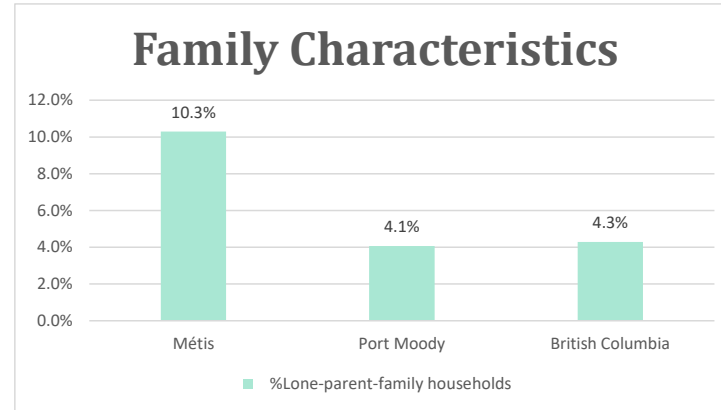
Geo_Code: 5915043

(Source: National Household survey 2011)

The total population reported with Métis single identity is 340 (Total Métis household is 185), representing 40% of Aboriginal people, accounting for 1.0% of the total population in Port Moody.

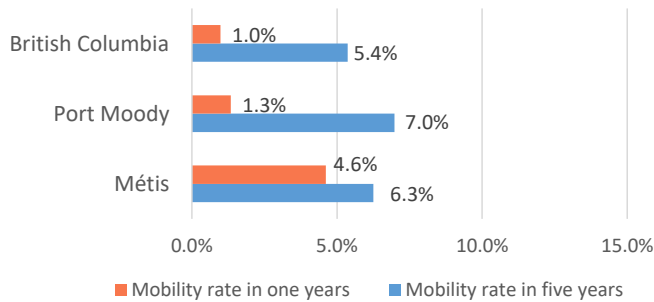


For Métis single identity population, the median age is 29.2 years old, with 79.4% of the population aged 15 and over. As for the total population, the median age is 38.4 in Port Moody and 41.6 years old in British Columbia, with 81.3% and 84.3% population aged 15 and over respectively.



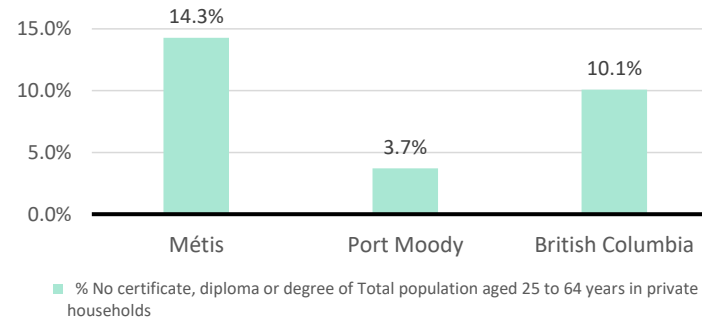
The number of Métis single lone parents household is 35, accounting for 10.3% of the total Métis single private households.

Mobility



15 Métis households moved in last year (4.6%), 20 Métis households moved in the past 5 years (6.3%).

Education



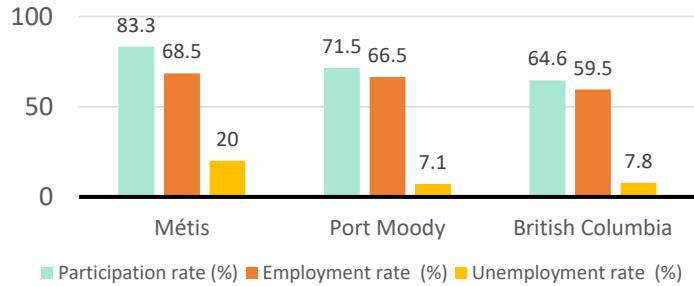
For population aged from 25 to 64 years, 14.3% Métis compared to 3.7% in Port Moody and 10.1% in British Columbia have no certificate, diploma or degree.

For Métis aged from 25 to 34, no Métis reported have no certificate, diploma or degree.

Port Moody, BC

Labor Force & Housing Statistics

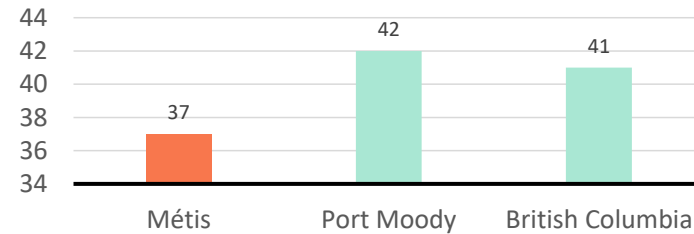
Labour Force Status



Métis participation rate is 83.3%, employment rate is 68.5%, and unemployment rate is 20.0%.

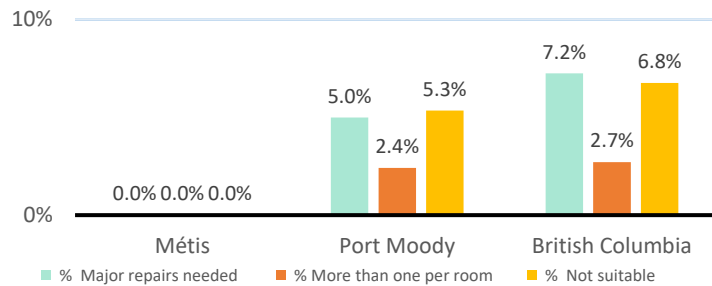
While the participation rate is higher compared with total population in Port Moody and British Columbia (71.5% and 64.6%), unemployment rate is also higher.

Average Weeks Worked in 2010



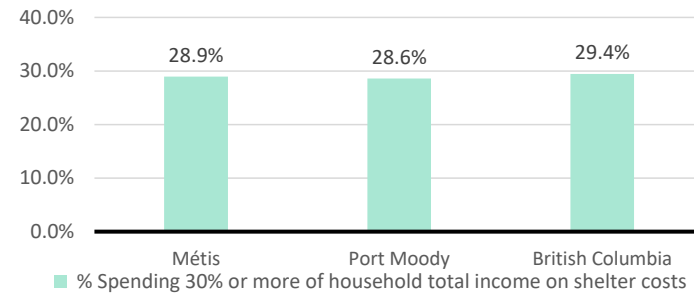
The average weeks worked in 2010 is 37.0 weeks.

Household Characteristics



There are 185 private dwellings occupied by a Métis single household, out of which no Métis single household reported need major repairs, have more than one person per room, or not suitable.

Shelter Costs



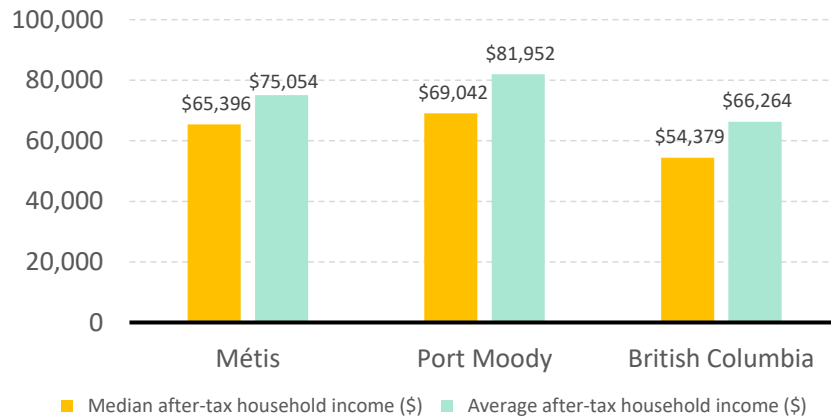
The number of Métis households spending 30% or more of household total income on shelter costs is 55, which is 28.9%

of the total private dwellings occupied by a Métis household, compared to 28.6% of the total population in Port Moody and 29.4% of the total population in British Columbia.

Port Moody, BC

Income

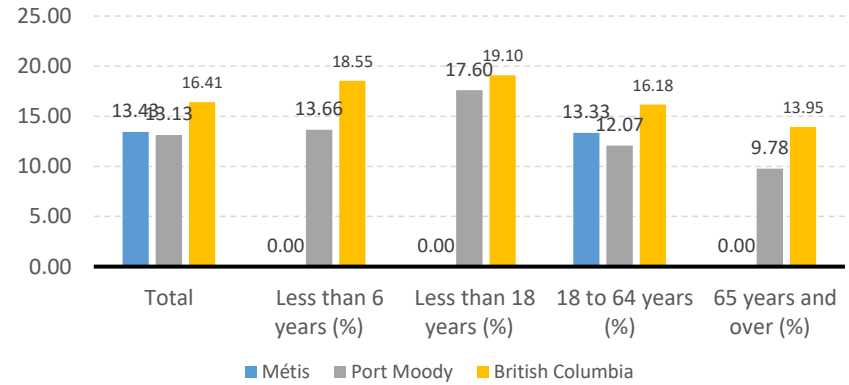
After-Tax Income of Households in 2010



For Métis singles, median after-tax household income is \$65,396, and average after-tax household income is

\$75,054. Métis has lower median and average after-tax income than Port Moody, and higher median and average after-tax income than British Columbia.

Prevalence of Low Income in 2010 Based On After-Tax Low-Income Measure (%)



The prevalence of low income based on after-tax low-income measure is 13.43%.

The percentage of low income is 13.33% for people from 18 to 64 years old, and no Métis household reported low income in other age groups.