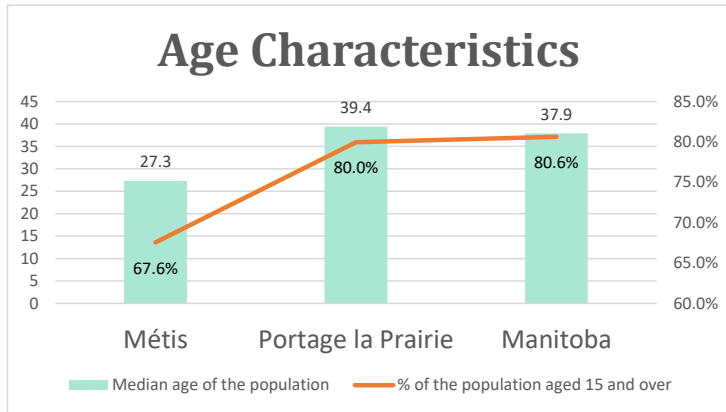


Portage la Prairie, MB

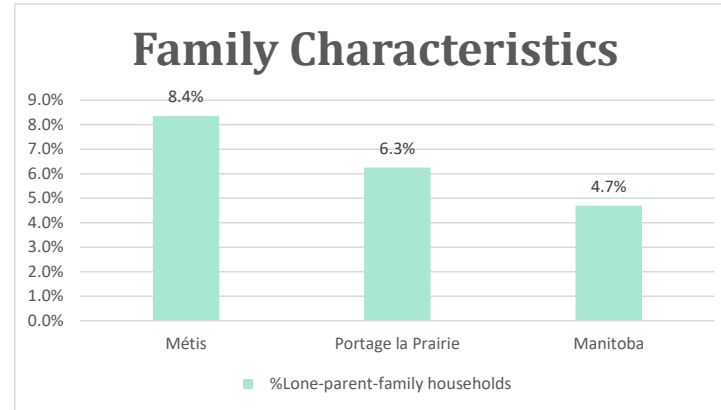
Geo_Code: 4609029

(Source: National Household survey 2011)

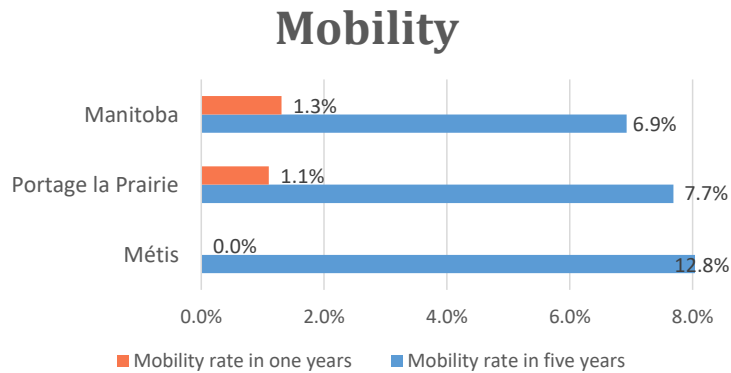
The total population reported with Métis single identity is 1,495 (Total Métis household is 780), representing 53% of Aboriginal people, accounting for 12.1% of the total population in Portage la Prairie.



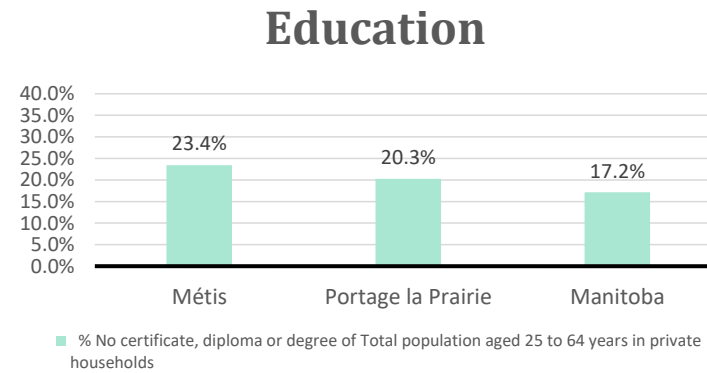
For Métis single identity population, the median age is 27.3 years old, with 67.6% of the population aged 15 and over. As for the total population, the median age is 39.4 in Portage la Prairie and 37.9 years old in Manitoba, with 80.0% and 80.6% population aged 15 and over respectively.



The number of Métis single lone parents household is 125, accounting for 8.4% of the total Métis single private households.



No Métis households reported moving in for the last year. 170 Métis households moved in the past 5 years (12.8%).



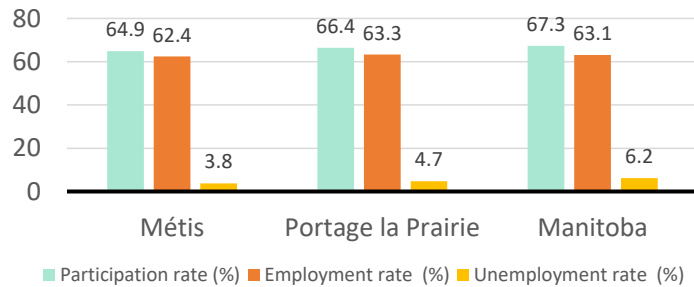
For population aged from 25 to 64 years, 23.4% Métis compared to 20.3% in Portage la Prairie and 17.2% in Manitoba have no certificate, diploma or degree.

For Métis aged from 25 to 34, no Métis reported have no certificate, diploma or degree.

Portage la Prairie, MB

Labor Force & Housing Statistics

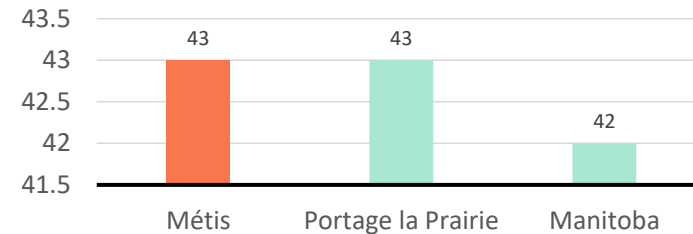
Labour Force Status



Métis participation rate is 64.9%, employment rate is 62.4%, and unemployment rate is 3.8%.

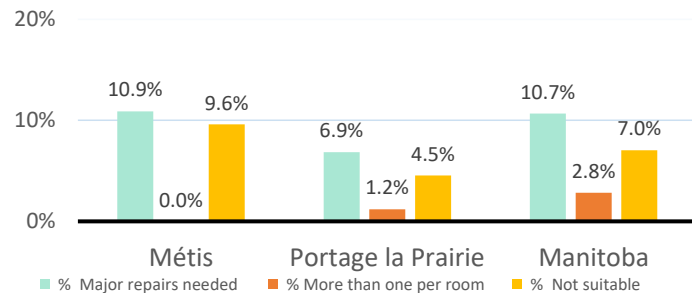
While the participation rate is lower compared with total population in Portage la Prairie and Manitoba (66.4% and 67.3%), unemployment rate is also lower.

Average Weeks Worked in 2010



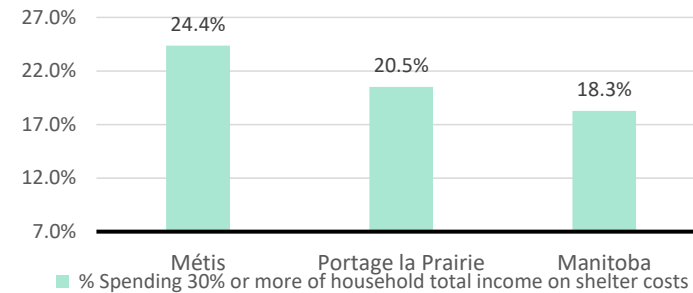
The average weeks worked in 2010 is 43.0 weeks.

Household Characteristics



There are 780 private dwellings occupied by a Métis single household, out of which 10.9% need major repairs, no Métis household reported have more than one person per room, and 9.6% Métis household reported to be not suitable.

Shelter Costs



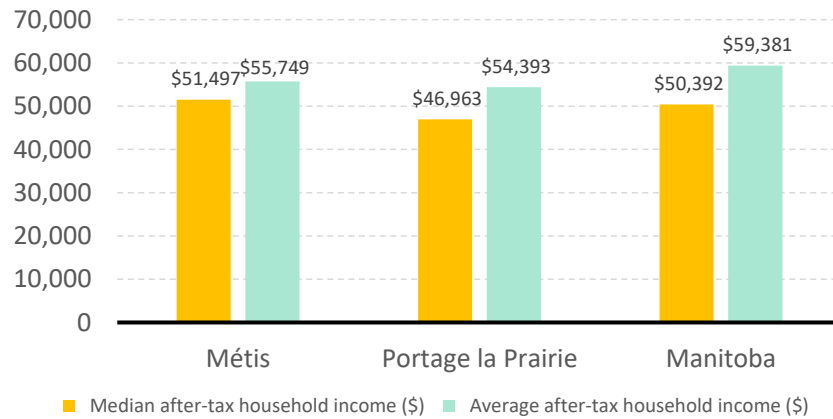
The number of Métis households spending 30% or more of household total income on shelter costs is 190, which is 24.4%

of the total private dwellings occupied by an Métis household, compared to 20.5% of the total population in Portage la Prairie and 18.3% of the total population in Manitoba.

Portage la Prairie, MB

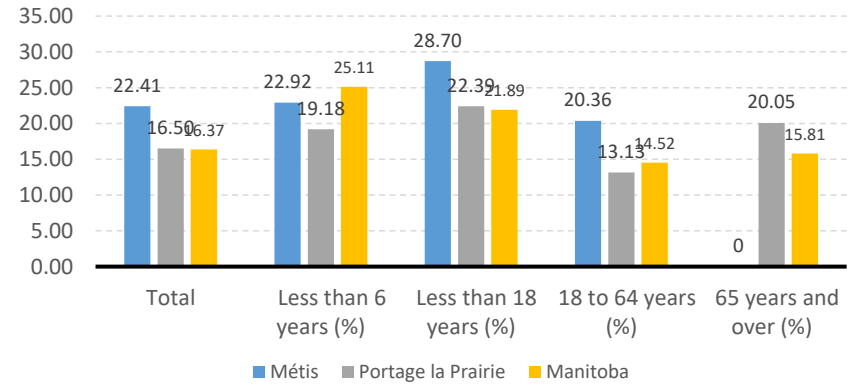
Income

After-Tax Income of Households in 2010



For Métis singles, median after-tax household income is \$51,497, and average after-tax household income is \$55,749. Métis has higher median and average after-tax income than Portage la Prairie, and higher median and lower average after-tax income Manitoba

Prevalence of Low Income in 2010 Based On After-Tax Low-Income Measure (%)



The prevalence of low income based on after-tax low-income measure is 22.41%.

The percentage of low income is 28.70% for people less than 18 years old, 22.92% for people less than 6 years old, 20.36% for people from 18 to 64 years old, and 0.00% for people over 65 years old.