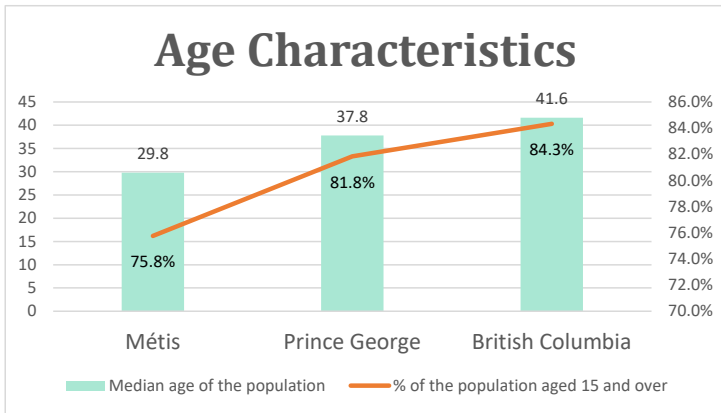


# Prince George, BC

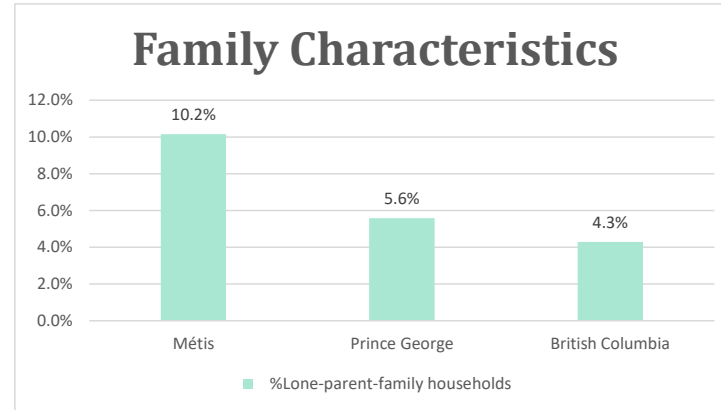
Geo\_Code: 5953023

(Source: National Household survey 2011)

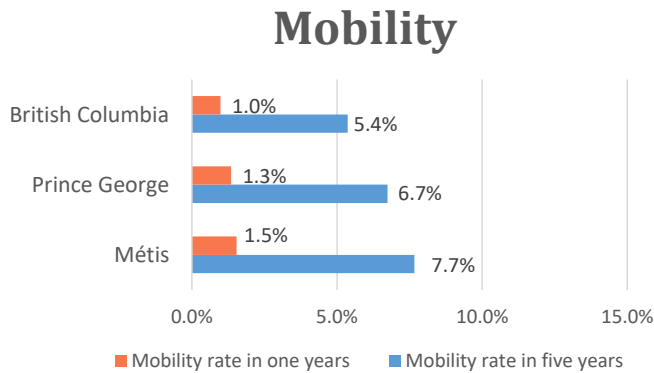
The total population reported with Métis single identity is 3,300 (Total Métis household is 1,930), representing 36% of Aboriginal people, accounting for 4.7% of the total population in Prince George.



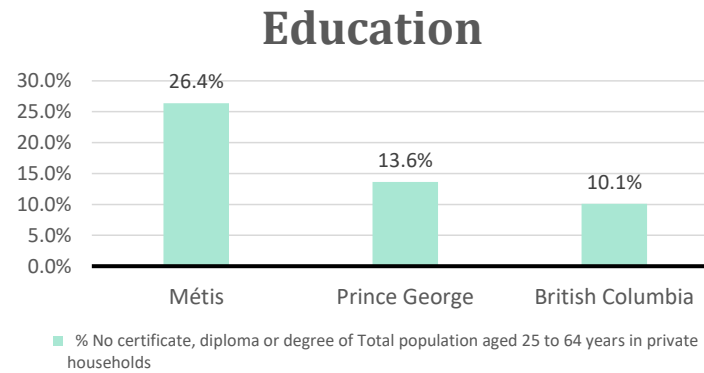
For Métis single identity population, the median age is 29.8 years old, with 75.8% of the population aged 15 and over. As for the total population, the median age is 37.8 in Prince George and 41.6 years old in British Columbia, with 81.8% and 84.3% population aged 15 and over respectively.



The number of Métis single lone parents household is 335, accounting for 10.2% of the total Métis single private households.



50 Métis households moved in last year (1.5%), 235 Métis households moved in the past 5 years (7.7%).



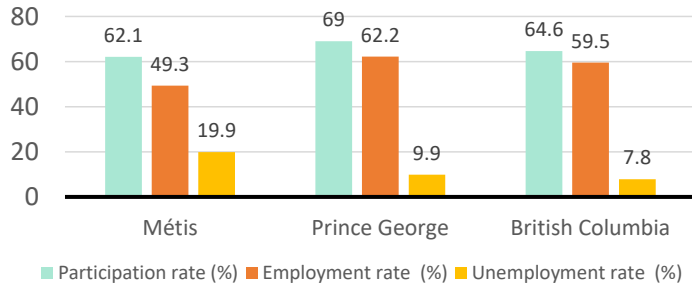
For population aged from 25 to 64 years, 26.4% Métis compared to 13.6% in Prince George and 10.1% in British Columbia have no certificate, diploma or degree.

For Métis aged from 25 to 34, 27.3% Métis reported to have no certificate, diploma or degree.

# Prince George, BC

## Labor Force & Housing Statistics

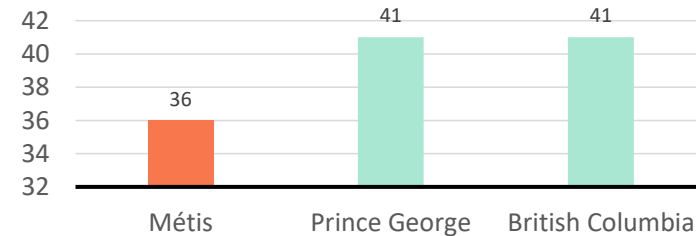
### Labour Force Status



Métis participation rate is 62.1%, employment rate is 49.3%, and unemployment rate is 19.9%.

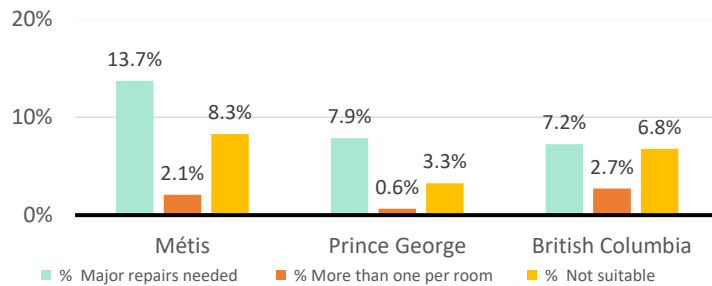
While the participation rate is lower compared with total population in Prince George and British Columbia (69.0% and 64.6%), unemployment rate is higher.

### Average Weeks Worked in 2010



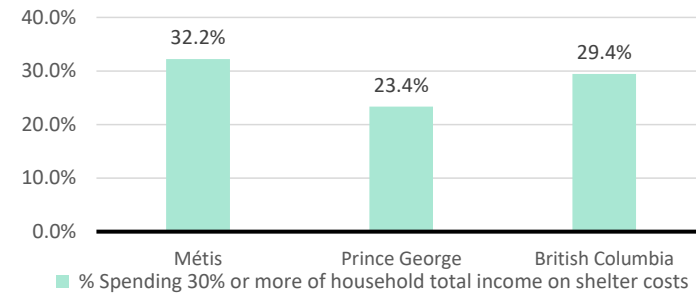
The average weeks worked in 2010 is 36.0 weeks.

### Household Characteristics



There are 1930 private dwellings occupied by a Métis single household, out of which 13.7% need major repairs, 2.1% have more than one person per room, and 8.3% Métis household reported to be not suitable.

### Shelter Costs



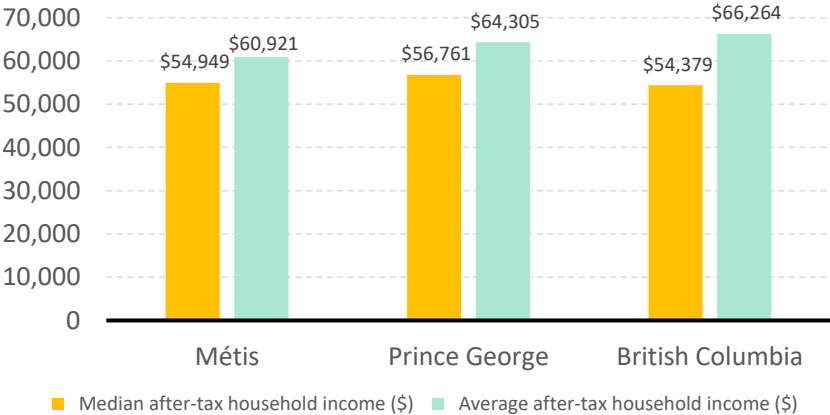
The number of Métis households spending 30% or more of household total income on shelter costs is 620, which is 32.2%

of the total private dwellings occupied by a Métis household, compared to 23.4% of the total population in Prince George and 29.4% of the total population in British Columbia.

# Prince George, BC

## Income

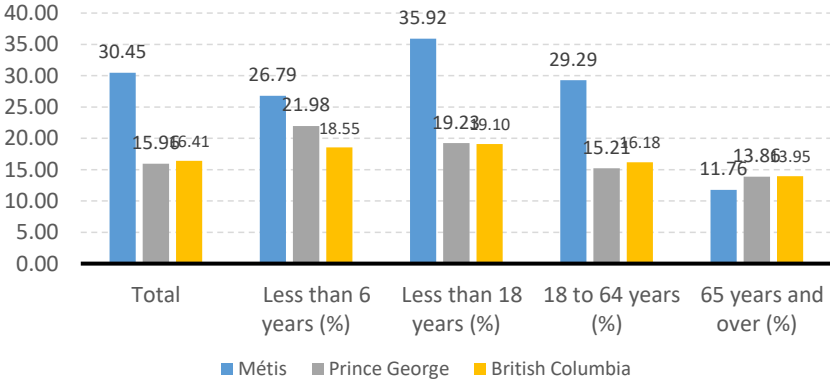
After-Tax Income of Households in 2010



For Métis singles, median after-tax household income is \$54,949, and average after-tax household income is

\$60,921. Métis has lower median and average after-tax income than Prince George, and higher median and lower average after-tax income than British Columbia.

Prevalence of Low Income in 2010 Based On After-Tax Low-Income Measure (%)



The prevalence of low income based on after-tax low-income measure is 30.45%.

The percentage of low income is 35.92% for people less than 18 years old, 26.79% for people less than 6 years old, 29.29% for people from 18 to 64 years old, and 11.76% for people over 65 years old.