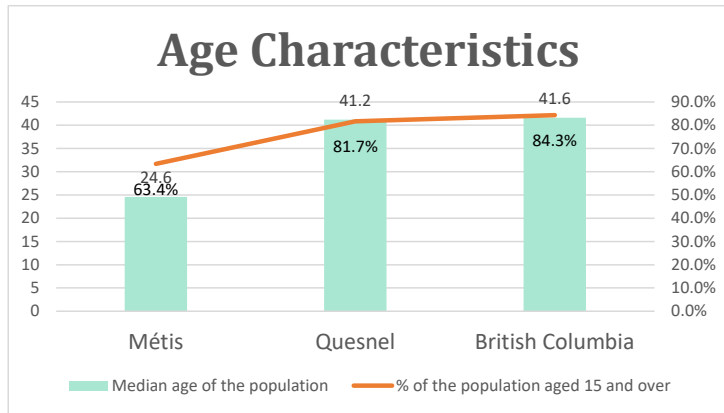


Quesnel, BC

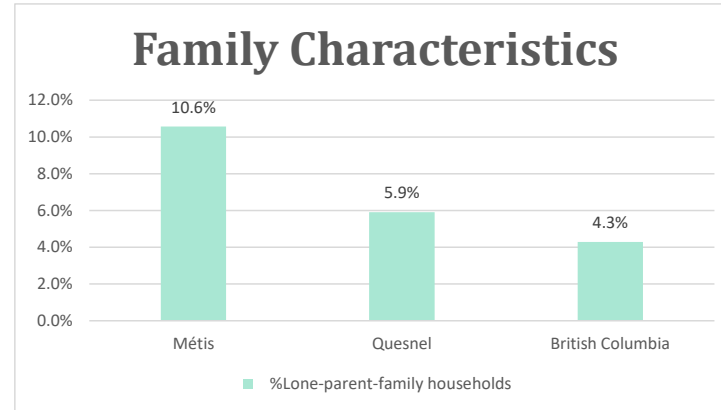
Geo_Code: 5941013

(Source: National Household survey 2011)

The total population reported with Métis single identity is 710 (Total Métis household is 425), representing 50% of Aboriginal people, accounting for 7.2% of the total population in Quesnel.

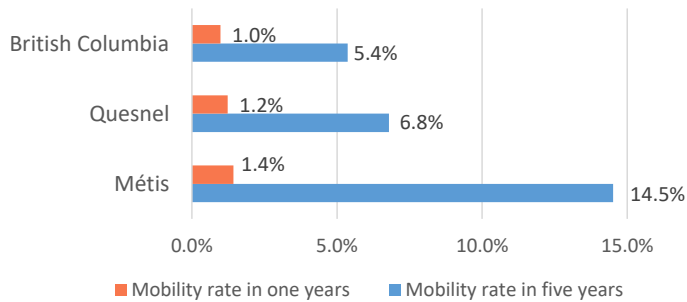


For Métis single identity population, the median age is 24.6 years old, with 63.4% of the population aged 15 and over. As for the total population, the median age is 41.2 in Quesnel and 41.6 years old in British Columbia, with 81.7% and 84.3% population aged 15 and over respectively.



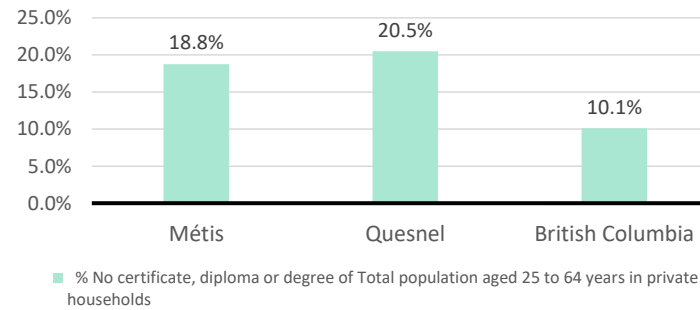
The number of Métis single lone parents household is 75, accounting for 10.6% of the total Métis single private households.

Mobility



10 Métis households moved in last year (1.4%), 90 Métis households moved in the past 5 years (14.5%).

Education



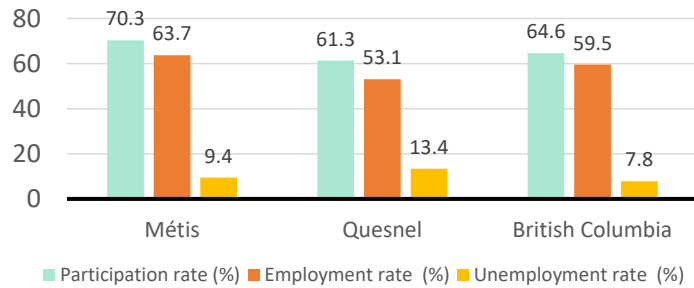
For population aged from 25 to 64 years, 18.8% Métis compared to 20.5% in Quesnel and 10.1% in British Columbia have no certificate, diploma or degree.

For Métis aged from 25 to 34, no Métis reported have no certificate, diploma or degree.

Quesnel, BC

Labor Force & Housing Statistics

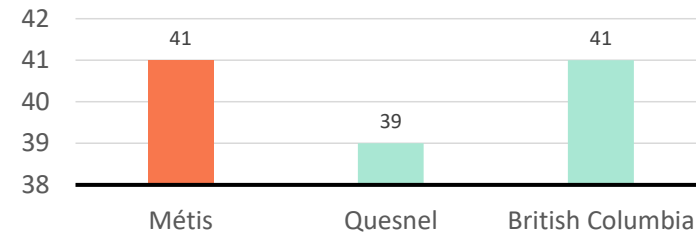
Labour Force Status



Métis participation rate is 70.3%, employment rate is 63.7%, and unemployment rate is 9.4%.

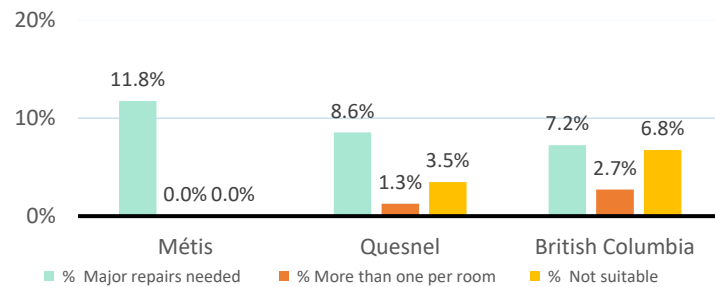
While the participation rate is higher compared with total population in Quesnel and British Columbia (61.3% and 64.6%), unemployment rate is lower than Quesnel and higher than British Columbia.

Average Weeks Worked in 2010



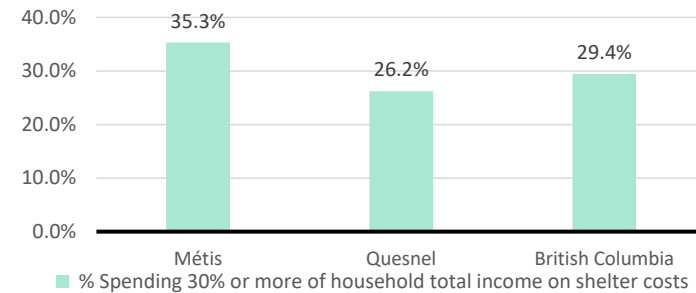
The average weeks worked in 2010 is 41.0 weeks.

Household Characteristics



There are 425 private dwellings occupied by a Métis single household, out of which 11.8% need major repairs, no Métis household reported have more than one person per room, and no Métis household reported to be not suitable.

Shelter Costs



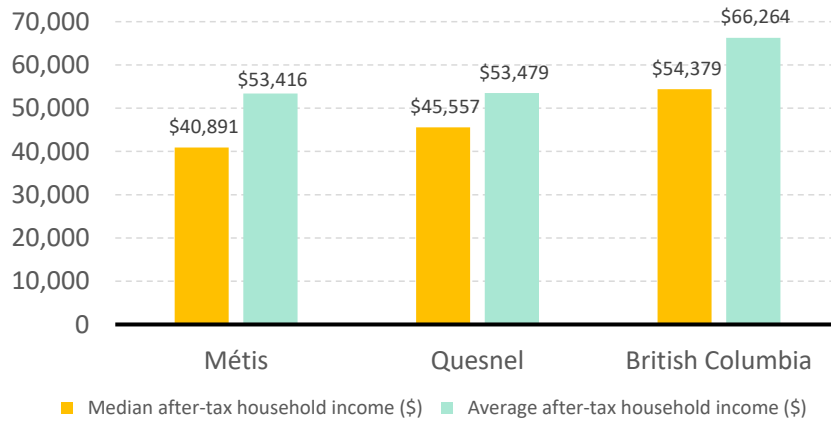
The number of Métis households spending 30% or more of household total income on shelter costs is 150, which is 35.3%

of the total private dwellings occupied by a Métis household, compared to 26.2% of the total population in Quesnel and 29.4% of the total population in British Columbia.

Quesnel, BC

Income

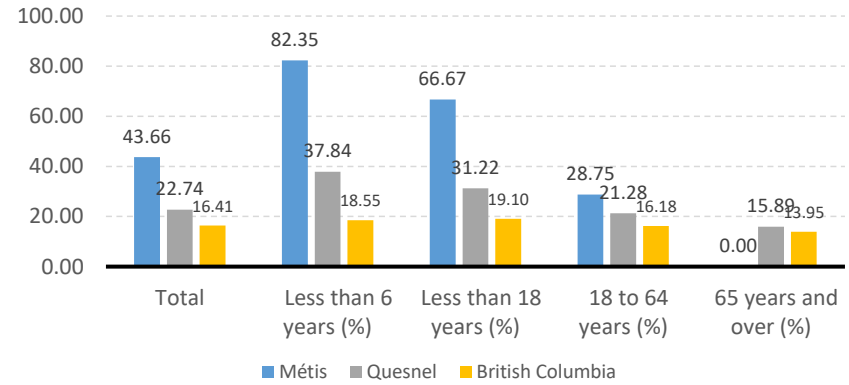
After-Tax Income of Households in 2010



For Métis singles, median after-tax household income is \$40,891, and average after-tax household income is

\$53,416. Métis has lower median and average after-tax income than Quesnel and British Columbia.

Prevalence of Low Income in 2010 Based On After-Tax Low-Income Measure (%)



The prevalence of low income based on after-tax low-income measure is 43.66%.

The percentage of low income is 66.67% for people less than 18 years old, 82.35% for people less than 6 years old, 28.75% for people from 18 to 64 years old, and 0.00% for people over 65 years old.