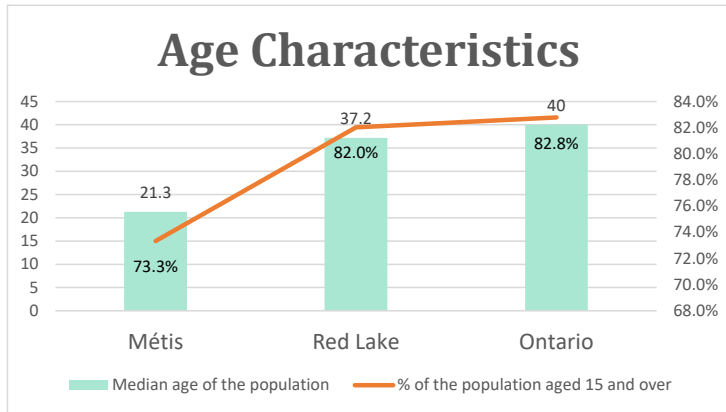


Red Lake, ON

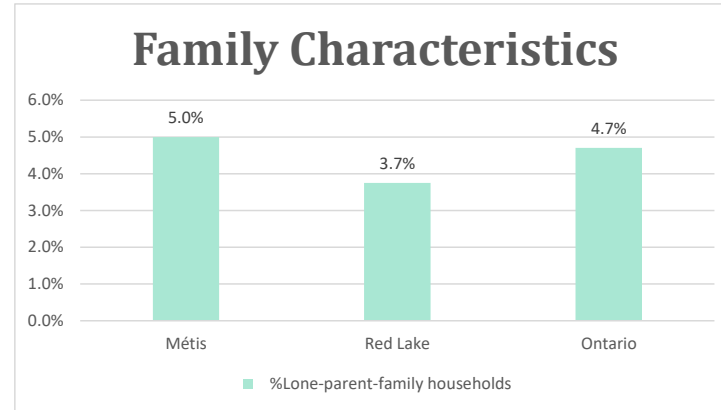
Geo_Code: 3560042

(Source: National Household survey 2011)

The total population reported with Métis single identity is 300 (Total Métis household is 160), representing 42% of Aboriginal people, accounting for 6.6% of the total population in Red Lake.

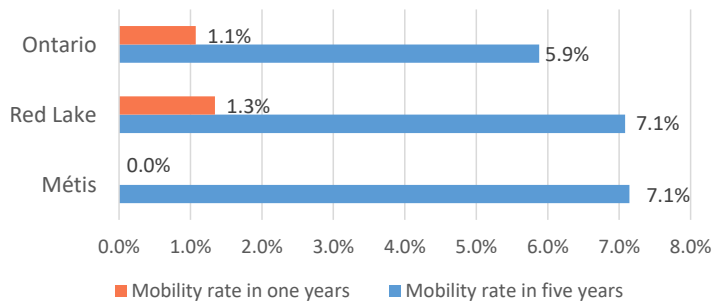


For Métis single identity population, the median age is 21.3 years old, with 73.3% of the population aged 15 and over. As for the total population, the median age is 37.2 in Red Lake and 40.0 years old in Ontario, with 82.0% and 82.8% population aged 15 and over respectively.



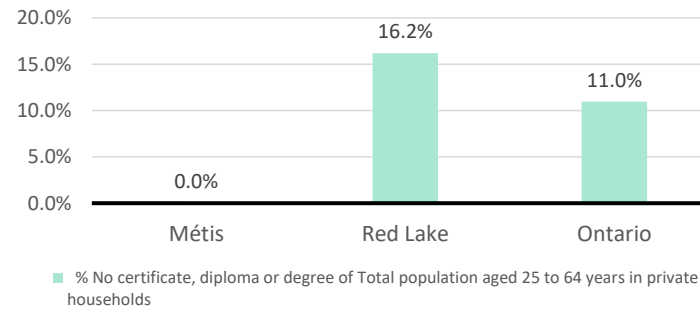
The number of Métis single lone parents household is 15, accounting for 5.0% of the total Métis single private households.

Mobility



No Métis households reported moving in for the last year. 20 Métis households moved in the past 5 years (7.1%).

Education



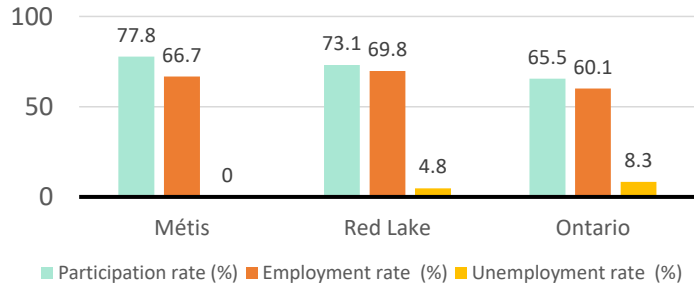
For population aged from 25 to 64 years, 0.0% Métis compared to 16.2% in Red Lake and 11.0% in Ontario have no certificate, diploma or degree.

For Métis aged from 25 to 34, no Métis reported have no certificate, diploma or degree.

Red Lake, ON

Labor Force & Housing Statistics

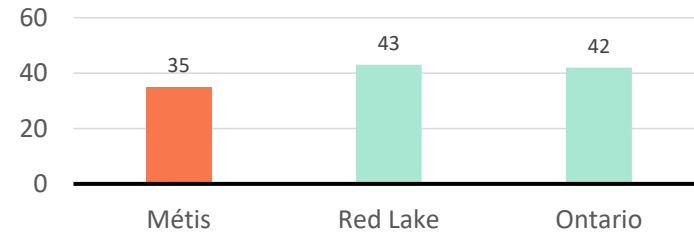
Labour Force Status



Métis participation rate is 77.8%, employment rate is 66.7%, and unemployment rate is 0.0%.

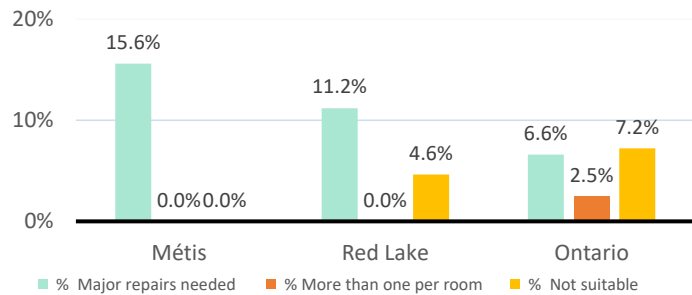
While the participation rate is higher compared with total population in Red Lake and lower than Ontario (73.1% and 65.5%), no Métis reported unemployment.

Average Weeks Worked in 2010



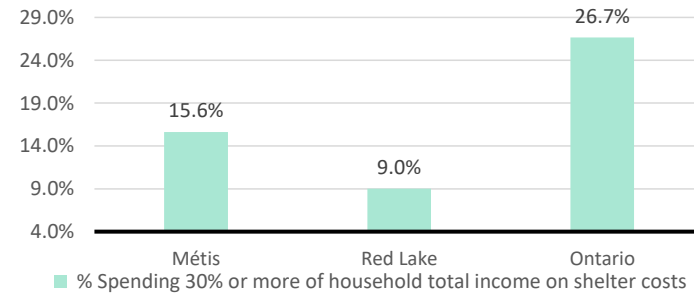
The average weeks worked in 2010 is 35.0 weeks.

Household Characteristics



There are 160 private dwellings occupied by a Métis single household, out of which 15.6% need major repairs, no Métis household reported have more than one person per room, and no Métis household reported to be not suitable.

Shelter Costs



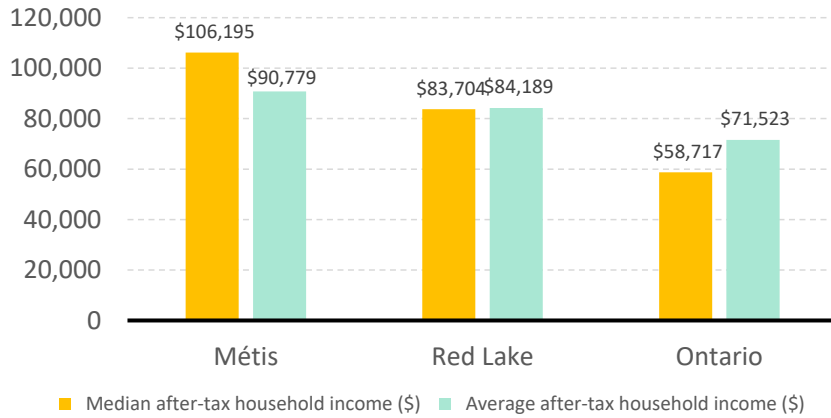
The number of Métis households spending 30% or more of household total income on shelter costs is 25, which is 15.6%

of the total private dwellings occupied by an Métis household, compared to 9.0% of the total population in Red Lake and 26.7% of the total population in Ontario.

Red Lake, ON

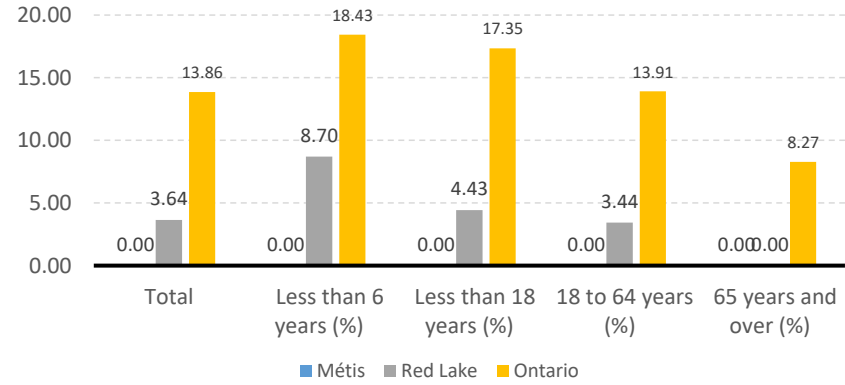
Income

After-Tax Income of Households in 2010



For Métis singles, median after-tax household income is \$106,195, and average after-tax household income is \$90,779. Métis has higher median and average after-tax income than Red Lake and Ontario.

Prevalence of Low Income in 2010 Based On After-Tax Low-Income Measure (%)



The prevalence of low income based on after-tax low-income measure is 0.00%.

No Métis household reported low income in Red Lake.