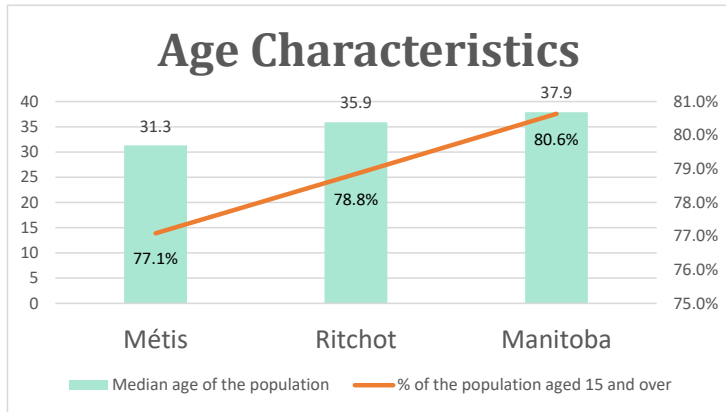


# Ritchot, MB

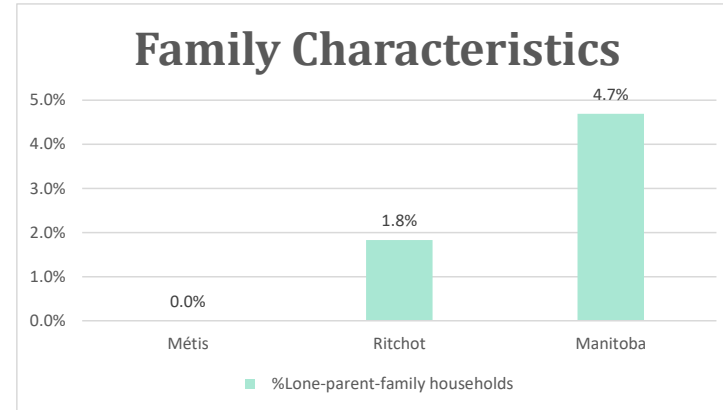
Geo\_Code: 4602075

(Source: National Household survey 2011)

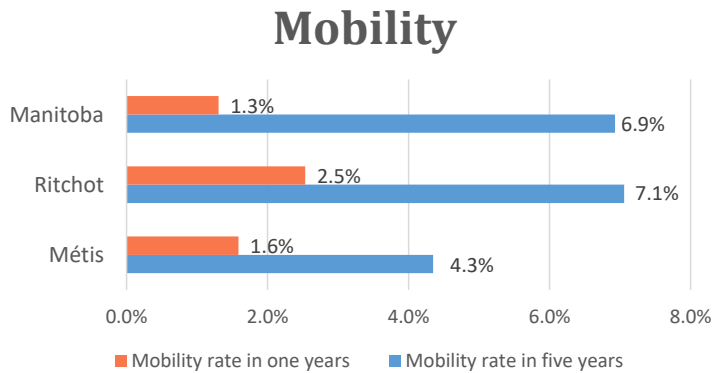
The total population reported with Métis single identity is 960 (Total Métis household is 445), representing 98% of Aboriginal people, accounting for 17.6% of the total population in Ritchot.



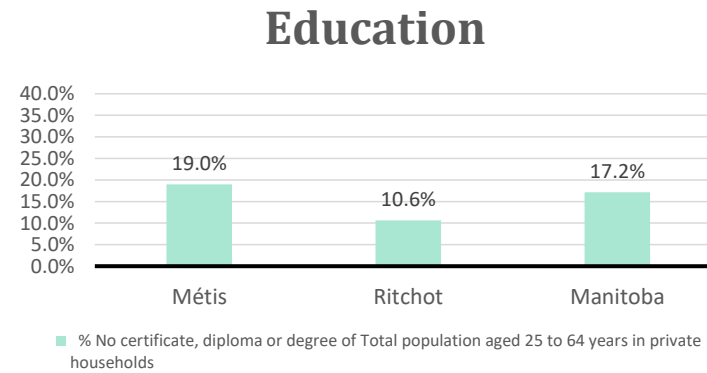
For Métis single identity population, the median age is 31.3 years old, with 77.1% of the population aged 15 and over. As for the total population, the median age is 35.9 in Ritchot and 37.9 years old in Manitoba, with 78.8% and 80.6% population aged 15 and over respectively.



No Métis single lone parents household reported to the survey.



15 Métis households moved in last year (1.6%), 40 Métis households moved in the past 5 years (4.3%).



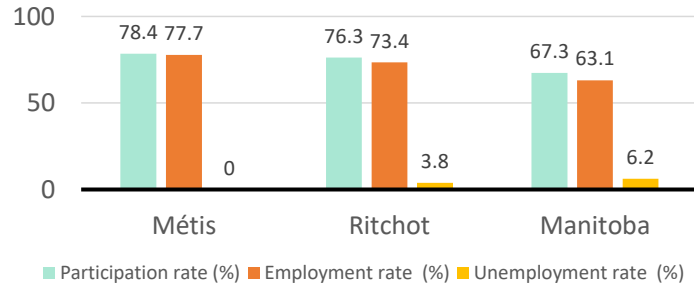
For population aged from 25 to 64 years, 19.0% Métis compared to 10.6% in Ritchot and 17.2% in Manitoba have no certificate, diploma or degree.

For Métis aged from 25 to 34, no Métis reported have no certificate, diploma or degree.

# Ritchot, MB

## Labor Force & Housing Statistics

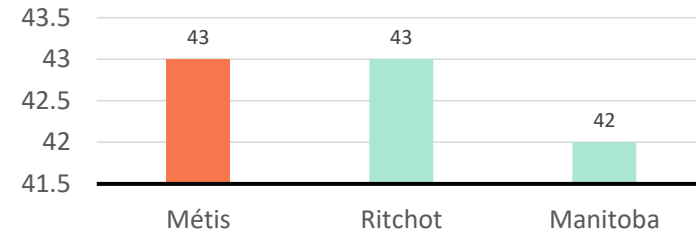
### Labour Force Status



Métis participation rate is 78.4%, employment rate is 77.7%, and unemployment rate is 0.0%.

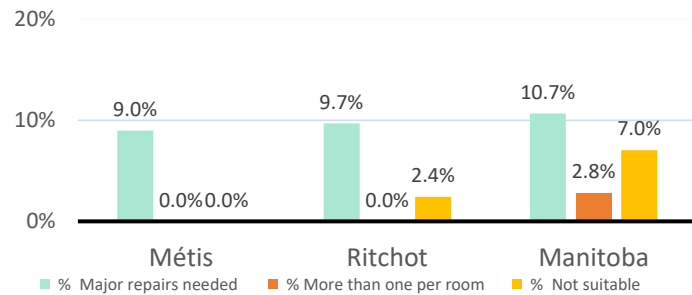
While the participation rate is higher compared with total population in Ritchot and Manitoba (76.3% and 67.3%), no Métis reported unemployment.

### Average Weeks Worked in 2010



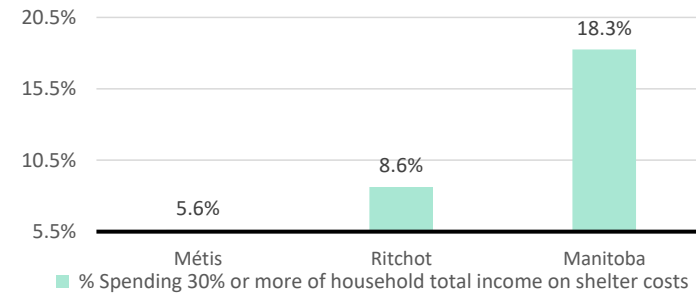
The average weeks worked in 2010 is 43.0 weeks.

### Household Characteristics



There are 445 private dwellings occupied by a Métis single household, out of which 9.0% need major repairs, no Métis household reported have more than one person per room and no Métis household reported to be not suitable.

### Shelter Costs



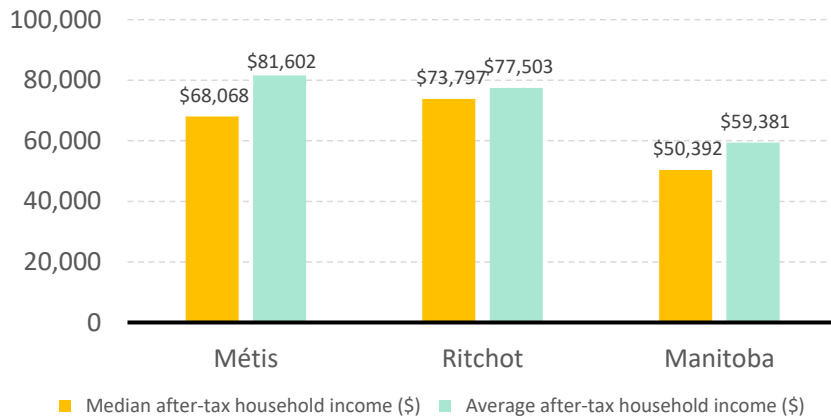
The number of Métis households spending 30% or more of household total income on shelter costs is 25, which is 5.6%

of the total private dwellings occupied by an Métis household, compared to 8.6% of the total population in Ritchot and 18.3% of the total population in Manitoba.

# Ritchot, MB

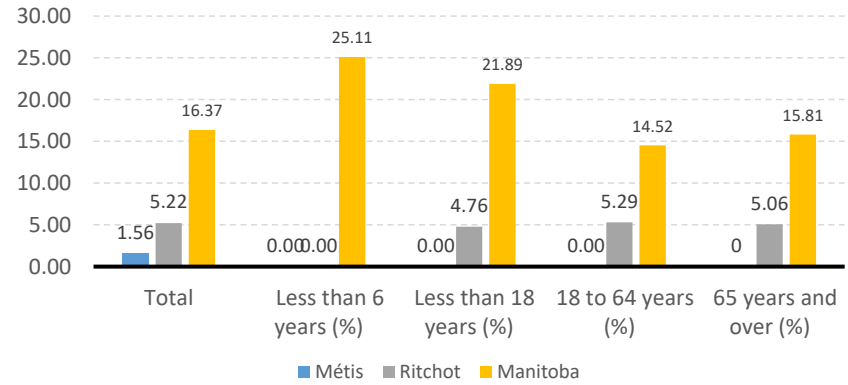
## Income

After-Tax Income of Households in 2010



For Métis singles, median after-tax household income is \$68,068, and average after-tax household income is \$81,602. Métis has lower median but higher average after-tax income than Ritchot, and higher median and average after-tax income Manitoba.

Prevalence of Low Income in 2010 Based On After-Tax Low-Income Measure (%)



The prevalence of low income based on after-tax low-income measure is 1.56%.

No Métis household reported low income in Ritchot.