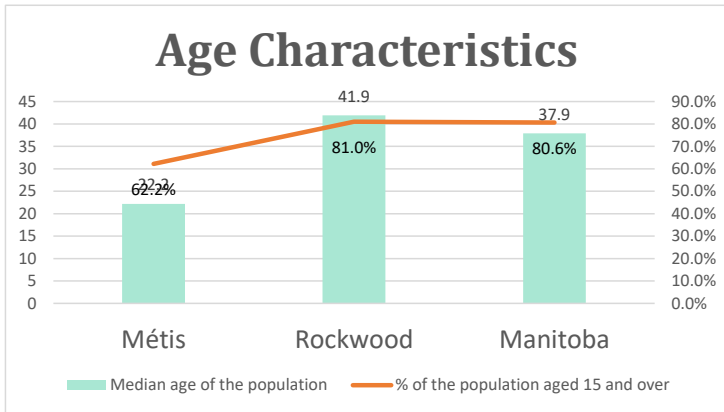


# Rockwood, MB

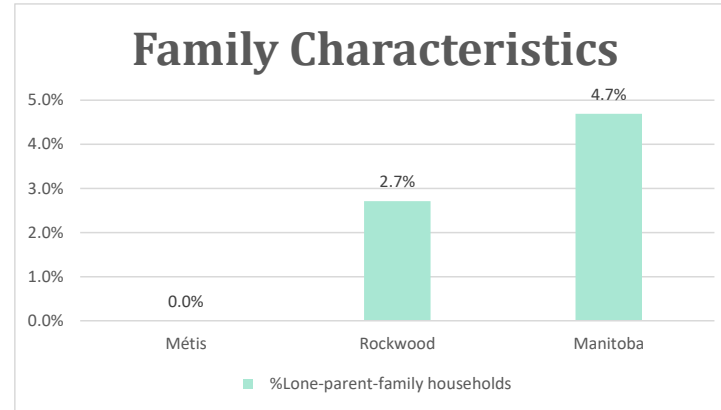
Geo\_Code: 4614036

(Source: National Household survey 2011)

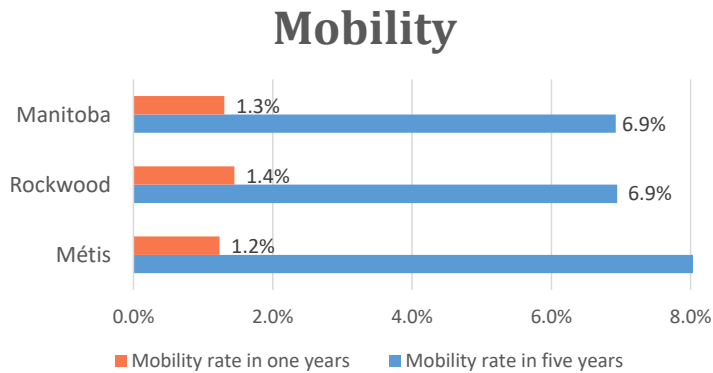
The total population reported with Métis single identity is 410 (Total Métis household is 215), representing 75% of Aboriginal people, accounting for 5.9% of the total population in Rockwood.



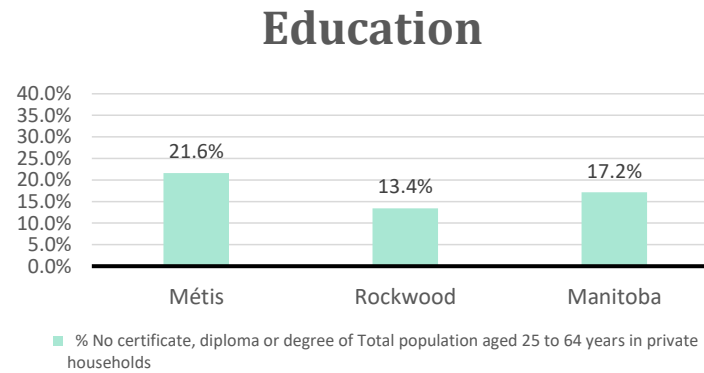
For Métis single identity population, the median age is 22.2 years old, with 62.2% of the population aged 15 and over. As for the total population, the median age is 41.9 in Rockwood and 37.9 years old in Manitoba, with 81.0% and 80.6% population aged 15 and over respectively.



No Métis single lone parents household reported to the survey.



5 Métis households moved in last year (1.2%), 105 Métis households moved in the past 5 years (34.4%).



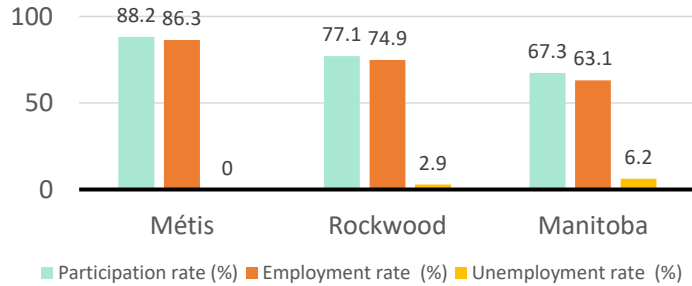
For population aged from 25 to 64 years, 21.6% Métis compared to 13.4% in Rockwood and 17.2% in Manitoba have no certificate, diploma or degree.

For Métis aged from 25 to 34, no Métis reported have no certificate, diploma or degree.

# Rockwood, MB

## Labor Force & Housing Statistics

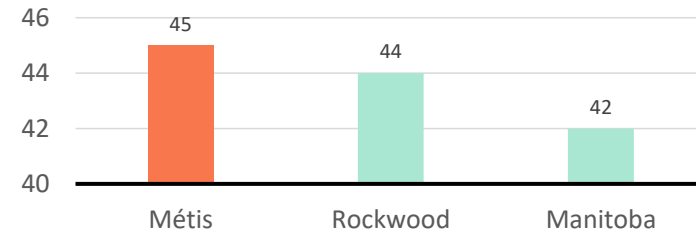
### Labour Force Status



Métis participation rate is 88.2%, employment rate is 86.3%, and unemployment rate is 0.0%.

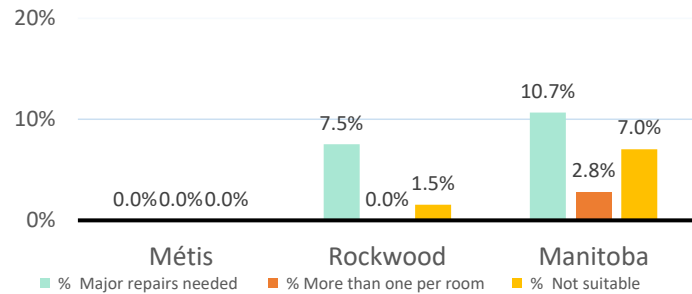
While the participation rate is higher compared with total population in Rockwood and Manitoba (77.1% and 67.3%), no Métis reported unemployment.

### Average Weeks Worked in 2010



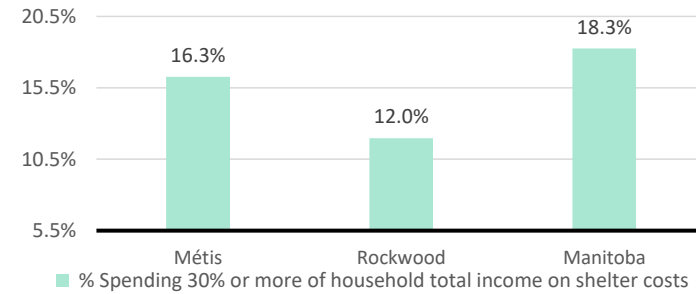
The average weeks worked in 2010 is 45.0 weeks.

### Household Characteristics



There are 215 private dwellings occupied by a Métis single household, out of which no Métis single household reported need major repairs, have more than one person per room, or not suitable.

### Shelter Costs



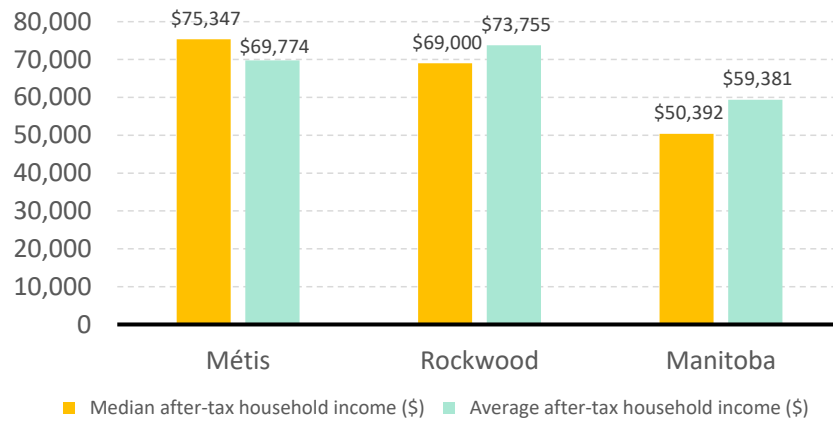
The number of Métis households spending 30% or more of household total income on shelter costs is 35, which is 16.3%

of the total private dwellings occupied by an Métis household, compared to 12.0% of the total population in Rockwood and 18.3% of the total population in Manitoba.

# Rockwood, MB

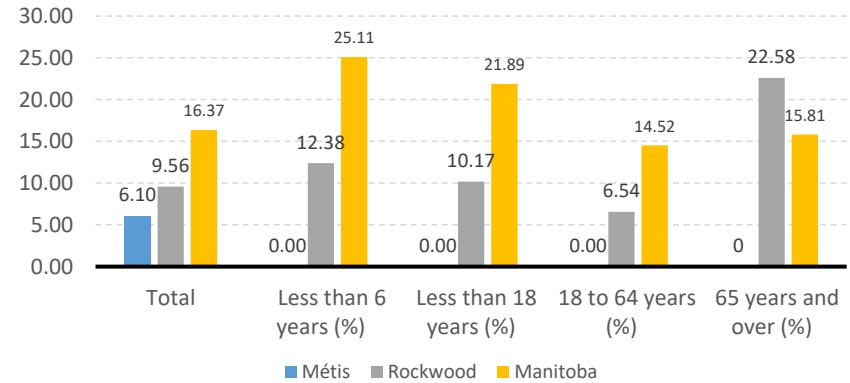
## Income

After-Tax Income of Households in 2010



For Métis singles, median after-tax household income is \$75,347, and average after-tax household income is \$69,774. Métis has higher median but lower average after-tax income than Rockwood, and higher median and average after-tax income than Manitoba.

Prevalence of Low Income in 2010 Based On After-Tax Low-Income Measure (%)



The prevalence of low income based on after-tax low-income measure is 6.10%.

No Métis household reported low income in Rockwood.