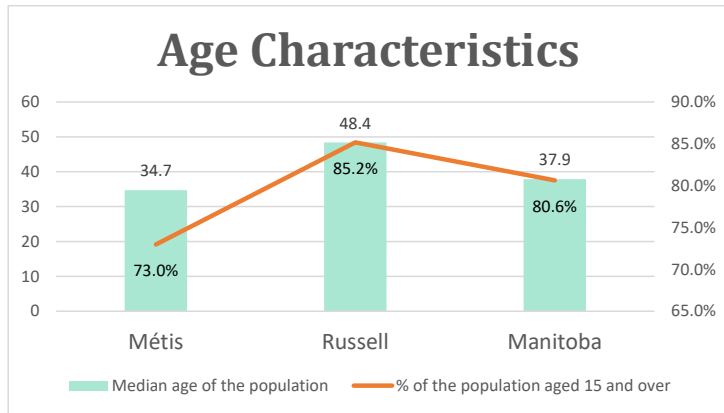


Russell, MB

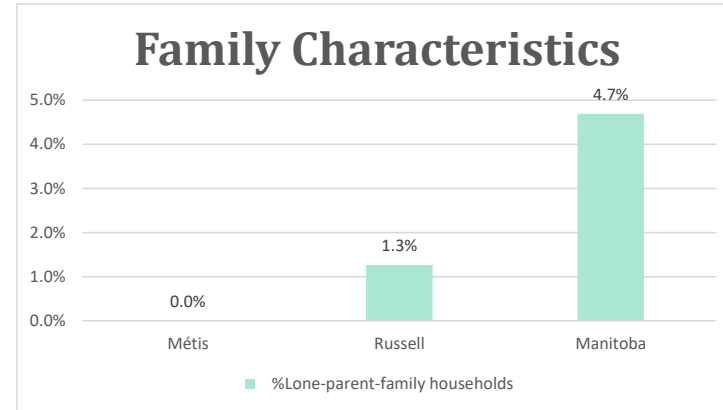
Geo_Code: 4616032

(Source: National Household survey 2011)

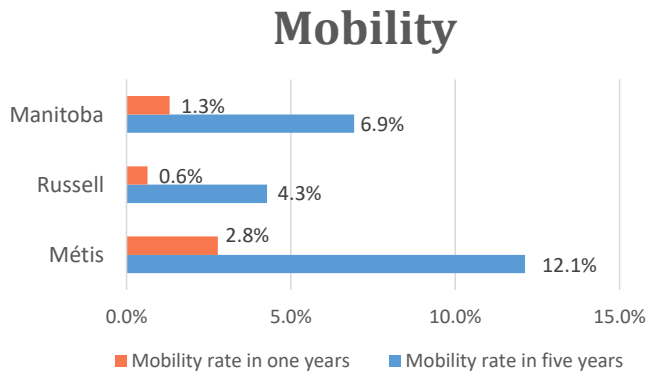
The total population reported with Métis single identity is 185 (Total Métis household is 95), representing 88% of Aboriginal people, accounting for 11.7% of the total population in Russell.



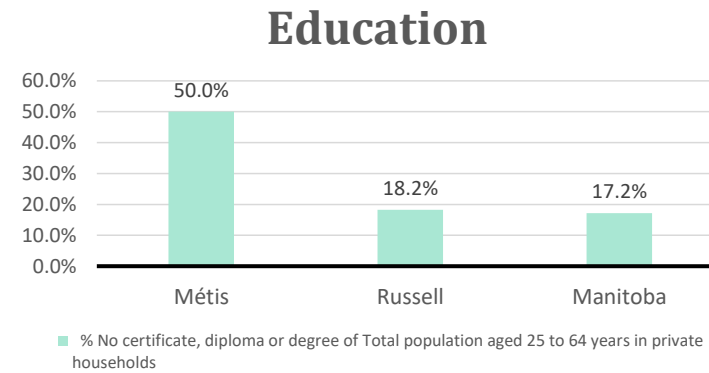
For Métis single identity population, the median age is 34.7 years old, with 73.0% of the population aged 15 and over. As for the total population, the median age is 48.4 in Russell and 37.9 years old in Manitoba, with 85.2% and 80.6% population aged 15 and over respectively.



No Métis single lone parents household reported to the survey.



5 Métis households moved in last year (2.8%), 20 Métis households moved in the past 5 years (12.1%).



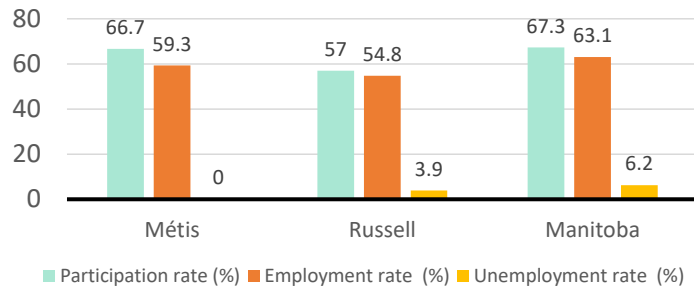
For population aged from 25 to 64 years, 50.0% Métis compared to 18.2% in Russell and 17.2% in Manitoba have no certificate, diploma or degree.

For Métis aged from 25 to 34, no Métis reported have no certificate, diploma or degree.

Russell, MB

Labor Force & Housing Statistics

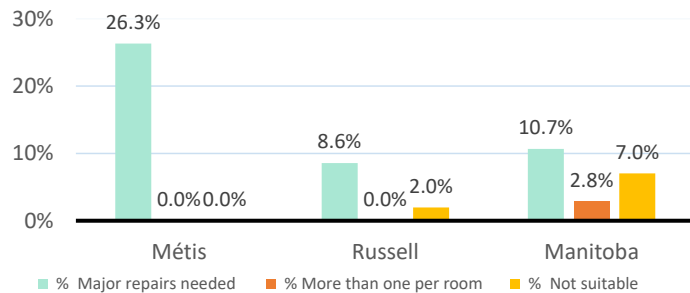
Labour Force Status



Métis participation rate is 66.7%, employment rate is 59.3%, and unemployment rate is 0.0%.

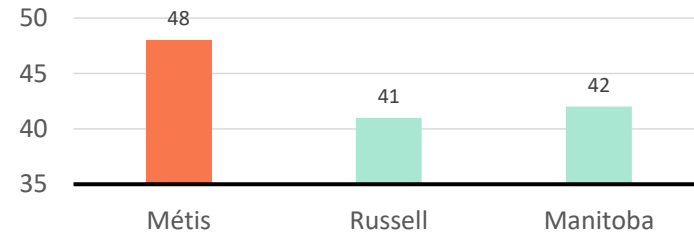
While the participation rate is higher compared with total population in Russell and lower than Manitoba (57.0% and 67.3%), no Métis reported unemployment.

Household Characteristics



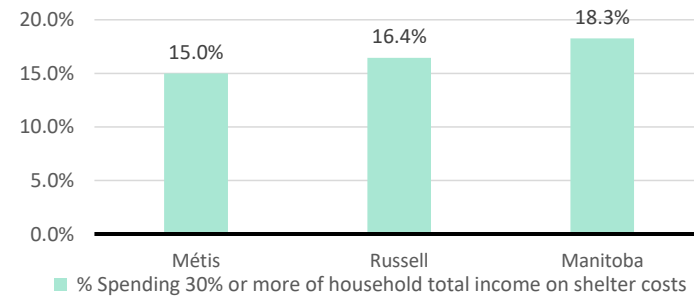
There are 95 private dwellings occupied by a Métis single household, out of which 26.3% need major repairs, no Métis household reported have more than one person per room, and no Métis household reported to be not suitable.

Average Weeks Worked in 2010



The average weeks worked in 2010 is 48.0 weeks.

Shelter Costs



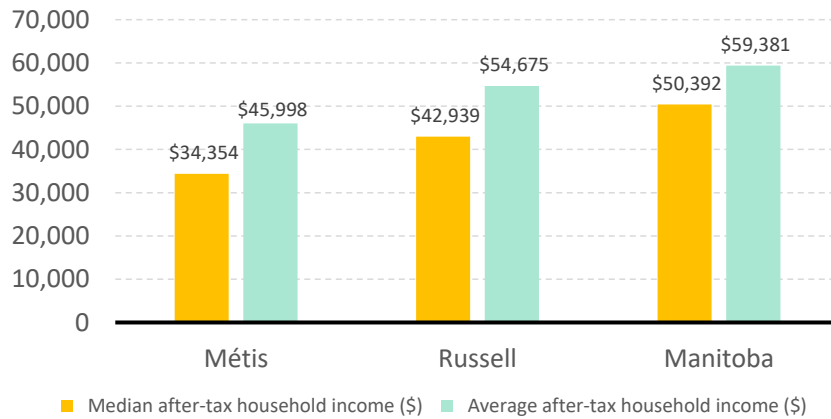
The number of Métis households spending 30% or more of household total income on shelter costs is 15, which is 15.0%

of the total private dwellings occupied by a Métis household, compared to 16.4% of the total population in Russell and 18.3% of the total population in Manitoba.

Russell, MB

Income

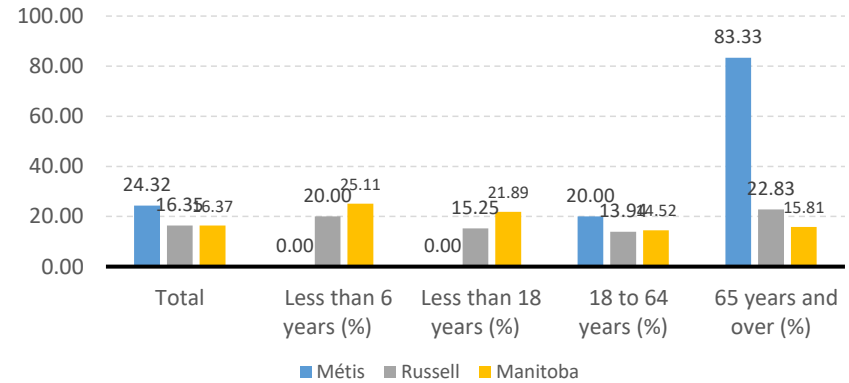
After-Tax Income of Households in 2010



For Métis singles, median after-tax household income is \$34,354, and average after-tax household income is

\$45,998. Métis has lower median and average after-tax income than Russell and Manitoba.

Prevalence of Low Income in 2010 Based On After-Tax Low-Income Measure (%)



The prevalence of low income based on after-tax low-income measure is 24.32%.

The percentage of low income is 0.00% for people less than 18 years old, 0.00% for people less than 6 years old, 20.00% for people from 18 to 64 years old, and 83.33% for people over 65 years old.