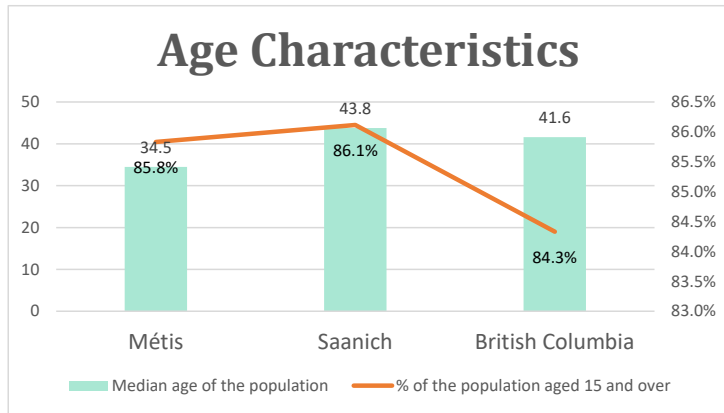


# Saanich, BC

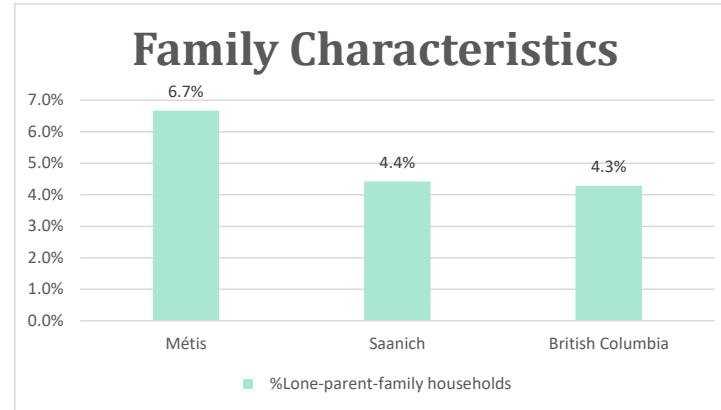
Geo\_Code: 5917021

(Source: National Household survey 2011)

The total population reported with Métis single identity is 1,200 (Total Métis household is 800), representing 41% of Aboriginal people, accounting for 1.1% of the total population in Saanich.

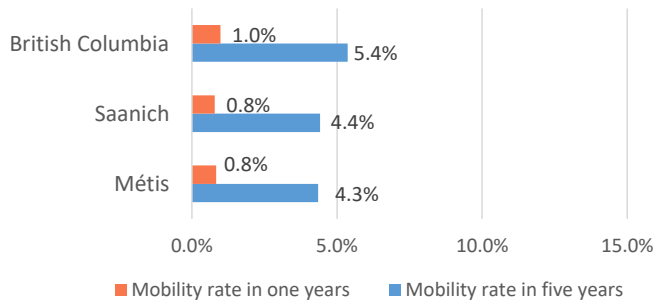


For Métis single identity population, the median age is 34.5 years old, with 85.8% of the population aged 15 and over. As for the total population, the median age is 43.8 in Saanich and 41.6 years old in British Columbia, with 86.1% and 84.3% population aged 15 and over respectively.



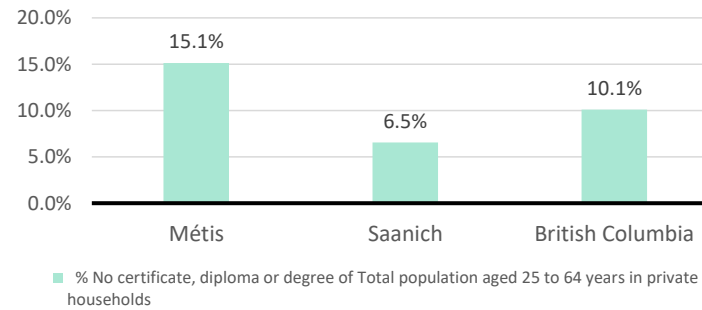
The number of Métis single lone parents household is 80, accounting for 6.7% of the total Métis single private households.

## Mobility



10 Métis households moved in last year (0.8%), 50 Métis households moved in the past 5 years (4.3%).

## Education



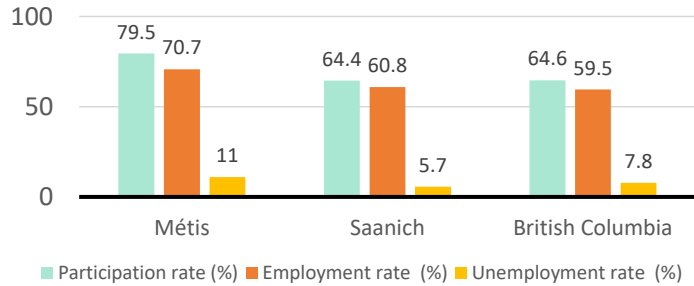
For population aged from 25 to 64 years, 15.1% Métis compared to 6.5% in Saanich and 10.1% in British Columbia have no certificate, diploma or degree.

For Métis aged from 25 to 34, 20.9% Métis reported to have no certificate, diploma or degree.

# Saanich, BC

## Labor Force & Housing Statistics

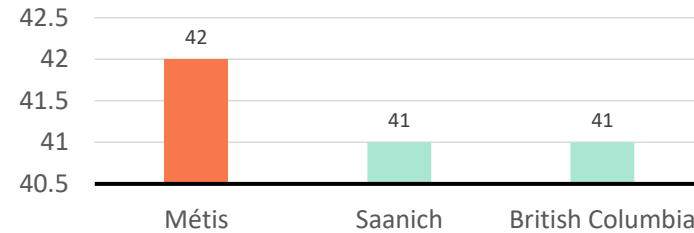
### Labour Force Status



Métis participation rate is 79.5%, employment rate is 70.7%, and unemployment rate is 11.0%.

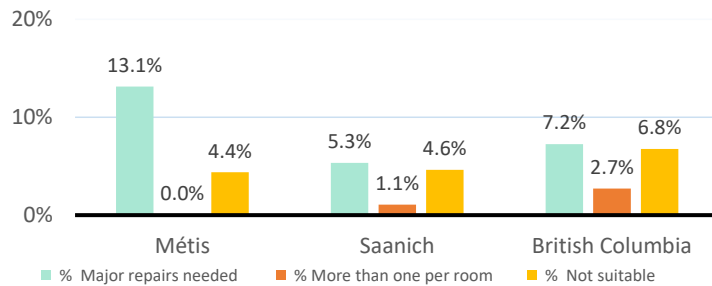
While the participation rate is higher compared with total population in Saanich and British Columbia (64.4% and 64.6%), unemployment rate is also higher.

### Average Weeks Worked in 2010



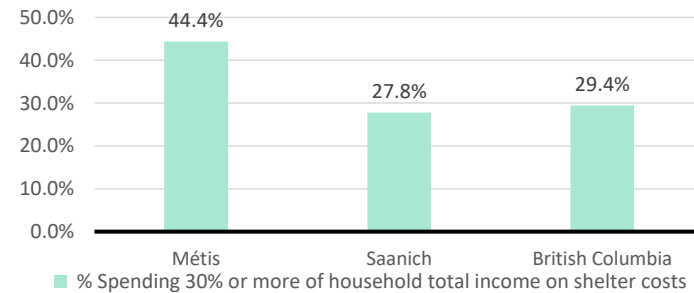
The average weeks worked in 2010 is 42.0 weeks.

### Household Characteristics



There are 800 private dwellings occupied by a Métis single household, out of which 13.1% need major repairs, no Métis household reported have more than one person per room, and 4.4% Métis household reported to be not suitable.

### Shelter Costs



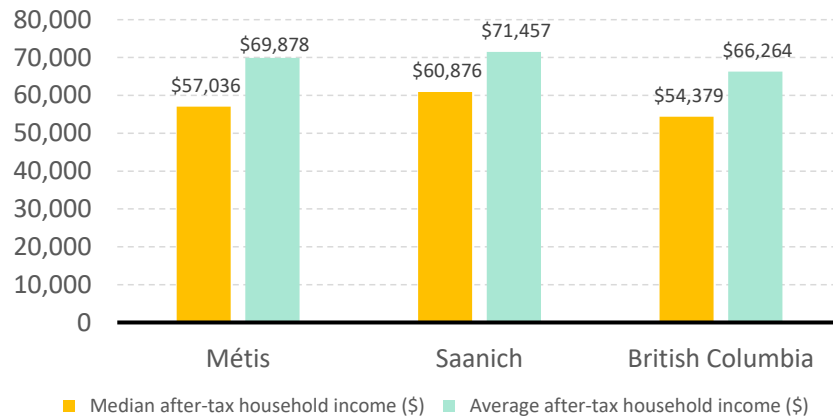
The number of Métis households spending 30% or more of household total income on shelter costs is 355, which is 44.4%

of the total private dwellings occupied by a Métis household, compared to 27.8% of the total population in Saanich and 29.4% of the total population in British Columbia.

# Saanich, BC

## Income

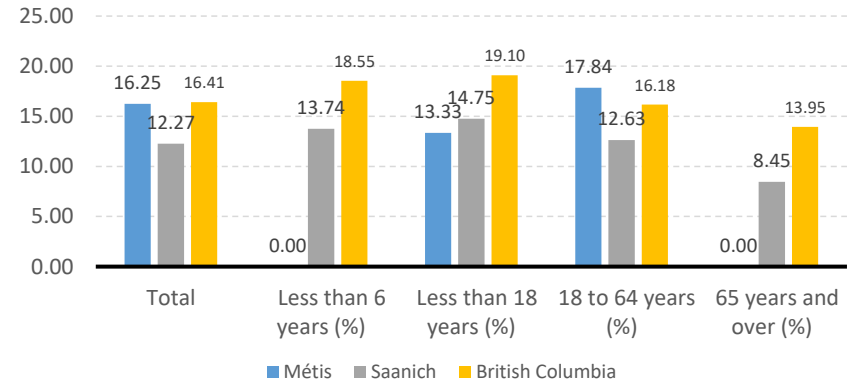
After-Tax Income of Households in 2010



For Métis singles, median after-tax household income is \$57,036, and average after-tax household income is

\$69,878. Métis has lower median and average after-tax income than Saanich, and higher median and average after-tax income than British Columbia.

Prevalence of Low Income in 2010 Based On After-Tax Low-Income Measure (%)



The prevalence of low income based on after-tax low-income measure is 16.25%.

The percentage of low income is 13.33% for people less than 18 years old, 0.00% for people less than 6 years old, 17.84% for people from 18 to 64 years old, and 0.00% for people over 65 years old.