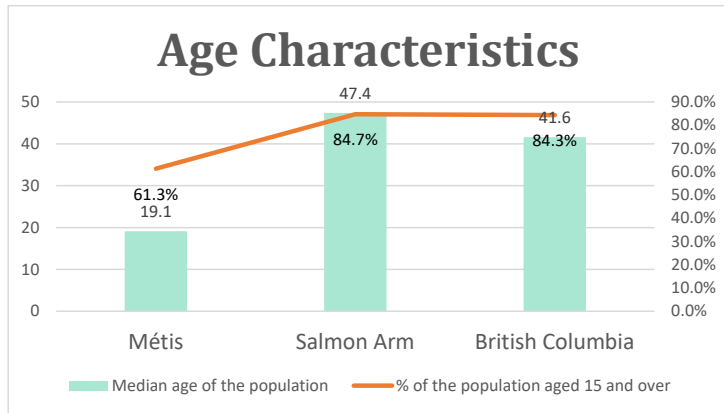


# Salmon Arm, BC

Geo\_Code: 5939032

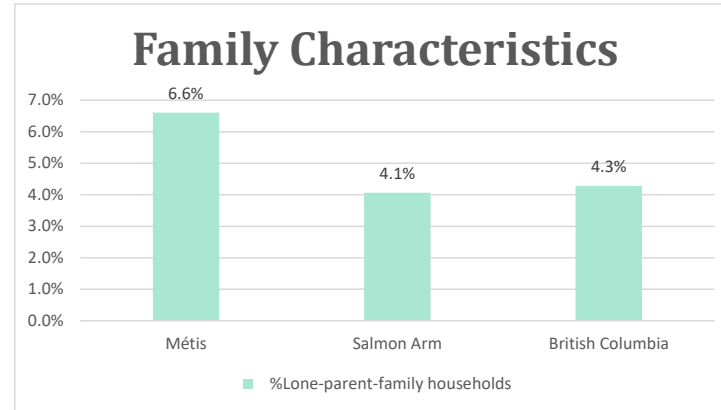
(Source: National Household survey 2011)

The total population reported with Métis single identity is 530 (Total Métis household is 235), representing 52% of Aboriginal people, accounting for 3.1% of the total population in Salmon Arm.



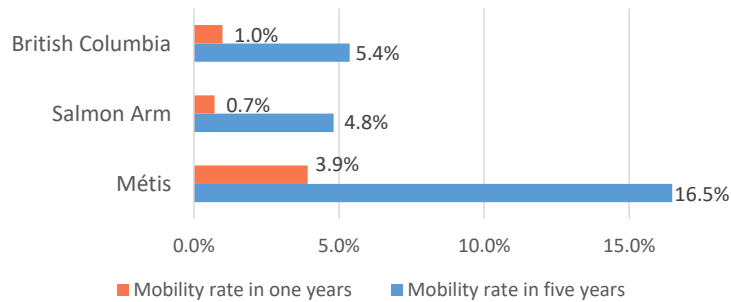
For Métis single identity population, the median age is 19.1 years old, with 61.3% of the population aged 15 and over. As for the total population, the median age is 47.4 in Salmon Arm and

41.6 years old in British Columbia, with 84.7% and 84.3% population aged 15 and over respectively.



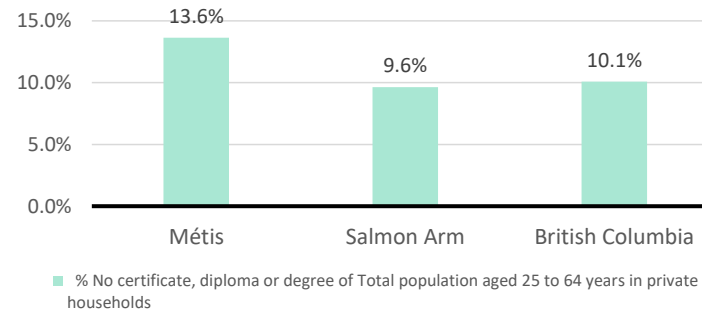
The number of Métis single lone parents household is 35, accounting for 6.6% of the total Métis single private households.

## Mobility



20 Métis households moved in last year (3.9%), 75 Métis households moved in the past 5 years (16.5%).

## Education



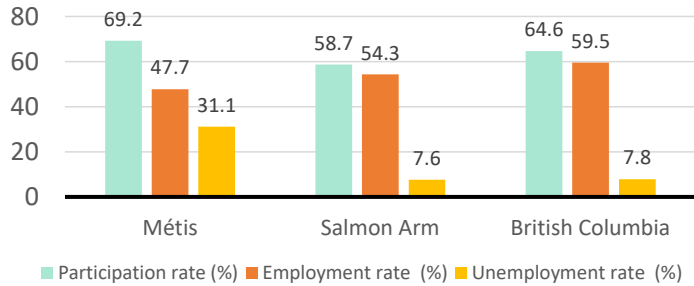
For population aged from 25 to 64 years, 13.6% Métis compared to 9.6% in Salmon Arm and 10.1% in British Columbia have no certificate, diploma or degree.

For Métis aged from 25 to 34, no Métis reported have no certificate, diploma or degree.

# Salmon Arm, BC

## Labor Force & Housing Statistics

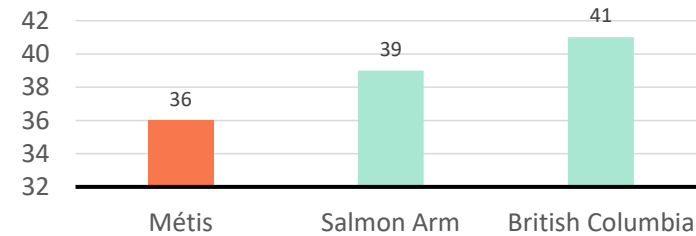
### Labour Force Status



Métis participation rate is 69.2%, employment rate is 47.7%, and unemployment rate is 31.1%.

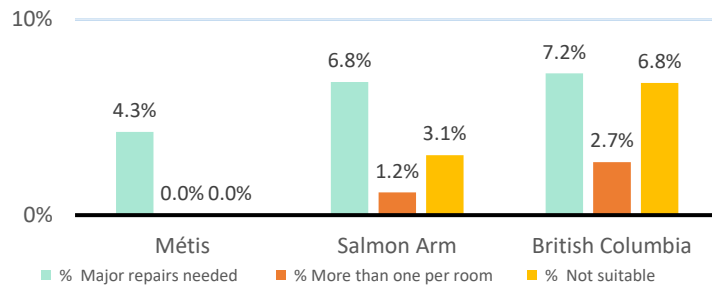
While the participation rate is higher compared with total population in Salmon Arm and British Columbia (58.7% and 64.6%), unemployment rate is also higher.

### Average Weeks Worked in 2010



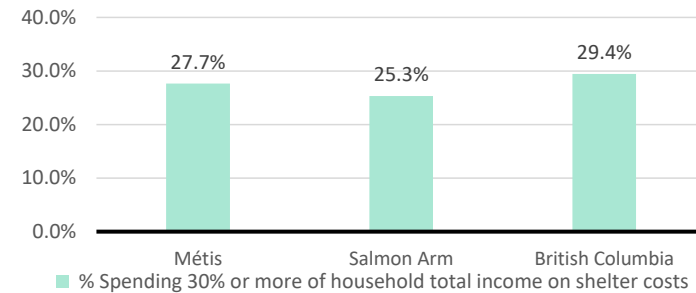
The average weeks worked in 2010 is 36.0 weeks.

### Household Characteristics



There are 235 private dwellings occupied by a Métis single household, out of which 4.3% need major repairs, no Métis household reported have more than one person per room, and no Métis household reported to be not suitable.

### Shelter Costs



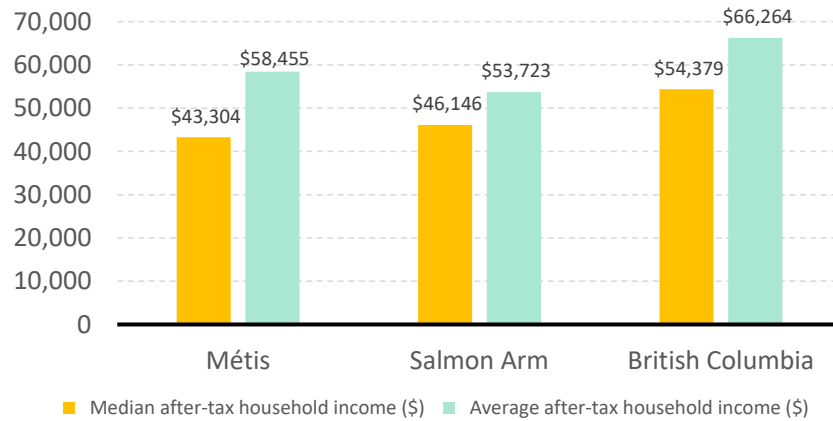
The number of Métis households spending 30% or more of household total income on shelter costs is 65, which is 27.7%

of the total private dwellings occupied by a Métis household, compared to 25.3% of the total population in Salmon Arm and 29.4% of the total population in British Columbia.

# Salmon Arm, BC

## Income

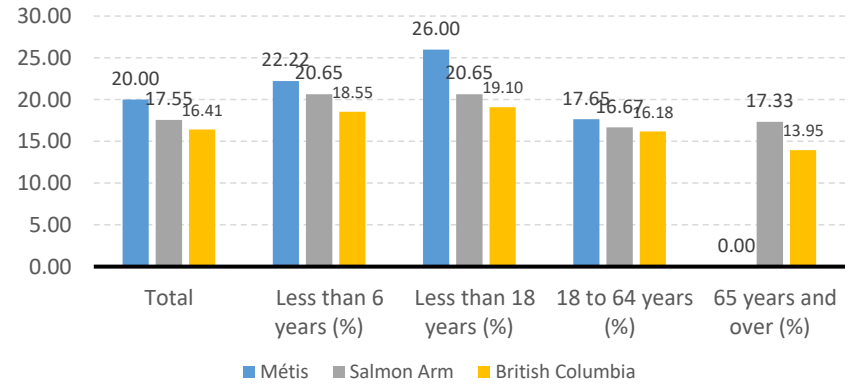
After-Tax Income of Households in 2010



For Métis singles, median after-tax household income is \$43,304, and average after-tax household income is

\$58,455. Métis has lower median and higher average after-tax income than Salmon Arm, and lower median and average after-tax income than British Columbia.

Prevalence of Low Income in 2010 Based On After-Tax Low-Income Measure (%)



The prevalence of low income based on after-tax low-income measure is 20.00%.

The percentage of low income is 26.00% for people less than 18 years old, 22.22% for people less than 6 years old, 17.65% for people from 18 to 64 years old, and 0.00% for people over 65 years old.