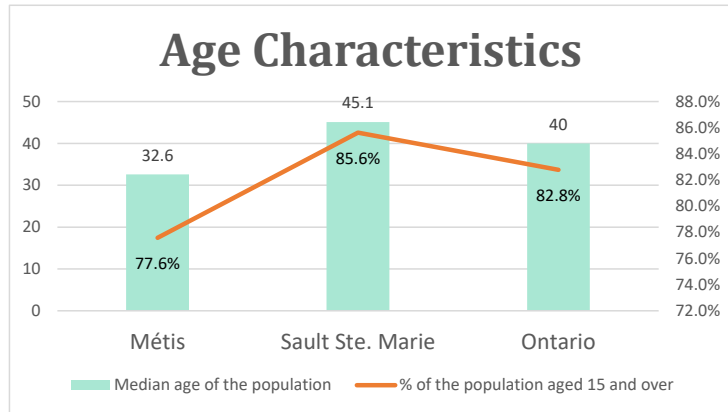


Sault Ste. Marie, ON

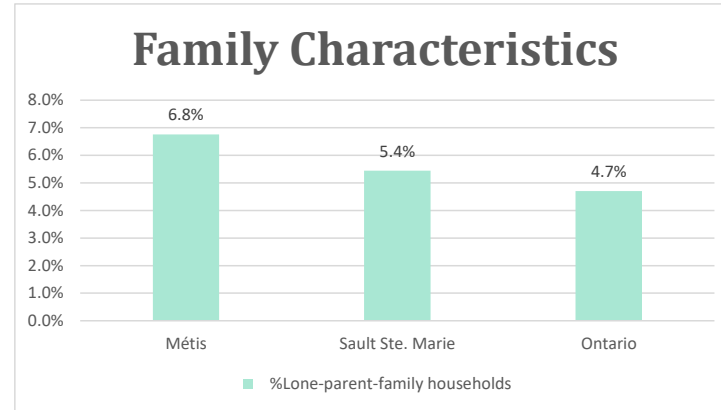
Geo_Code: 3557061

(Source: National Household survey 2011)

The total population reported with Métis single identity is 2,810 (Total Métis household is 1,775), representing 42% of Aboriginal people, accounting for 3.8% of the total population in Sault Ste. Marie.

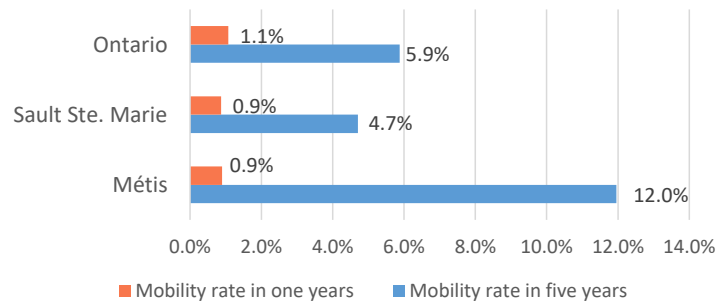


For Métis single identity population, the median age is 32.6 years old, with 77.6% of the population aged 15 and over. As for the total population, the median age is 45.1 in Sault Ste. Marie and 40.0 years old in Ontario, with 85.6% and 82.8% population aged 15 and over respectively.



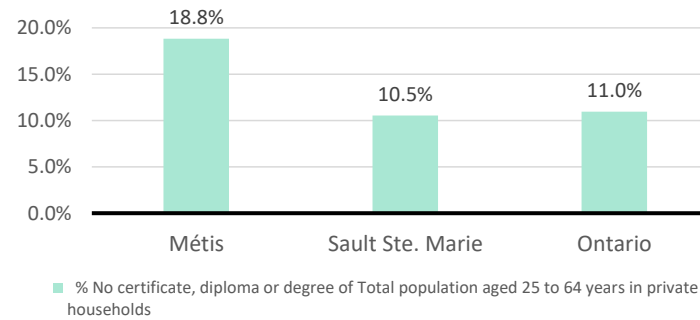
The number of Métis single lone parents household is 190, accounting for 6.8% of the total Métis single private households.

Mobility



25 Métis households moved in last year (0.9%), 300 Métis households moved in the past 5 years (12.0%).

Education



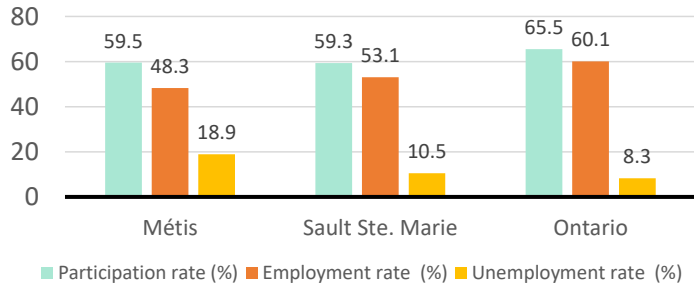
For population aged from 25 to 64 years, 18.8% Métis compared to 10.5% in Sault Ste. Marie and 11.0% in Ontario have no certificate, diploma or degree.

For Métis aged from 25 to 34, 5.2% Métis reported to have no certificate, diploma or degree.

Sault Ste. Marie, ON

Labor Force & Housing Statistics

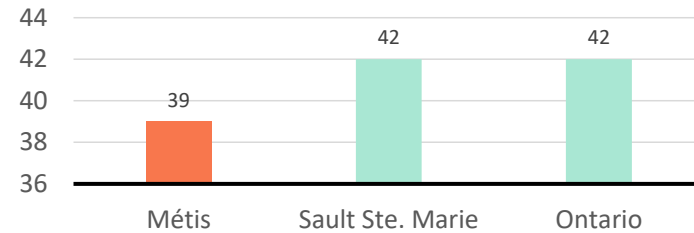
Labour Force Status



Métis participation rate is 59.5%, employment rate is 48.3%, and unemployment rate is 18.9%.

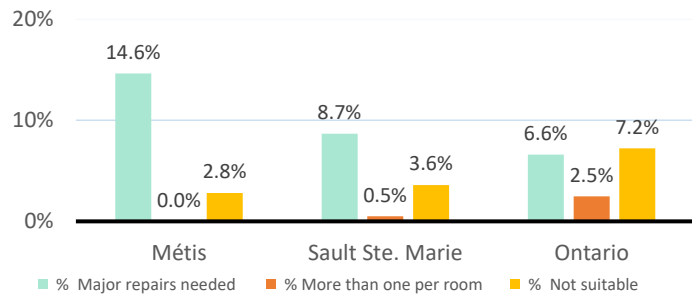
While the participation rate is higher compared with total population in Sault Ste. Marie and lower than Ontario (59.3% and 65.5%), unemployment rate is higher.

Average Weeks Worked in 2010



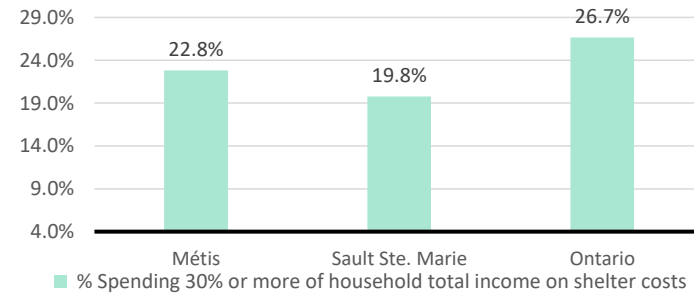
The average weeks worked in 2010 is 39.0 weeks.

Household Characteristics



There are 1775 private dwellings occupied by a Métis single household, out of which 14.6% need major repairs, no Métis household reported have more than one person per room, and 2.8% Métis household reported to be not suitable.

Shelter Costs



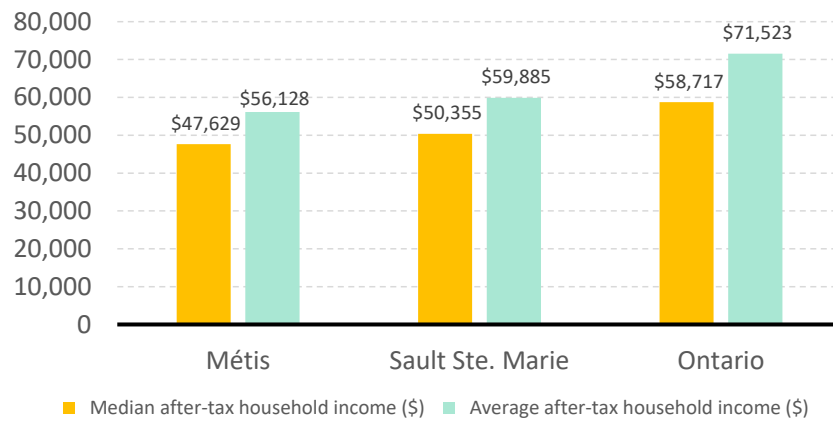
The number of Métis households spending 30% or more of household total income on shelter costs is 405, which is 22.8%

of the total private dwellings occupied by an Métis household, compared to 19.8% of the total population in Sault Ste. Marie and 26.7% of the total population in Ontario.

Sault Ste. Marie, ON

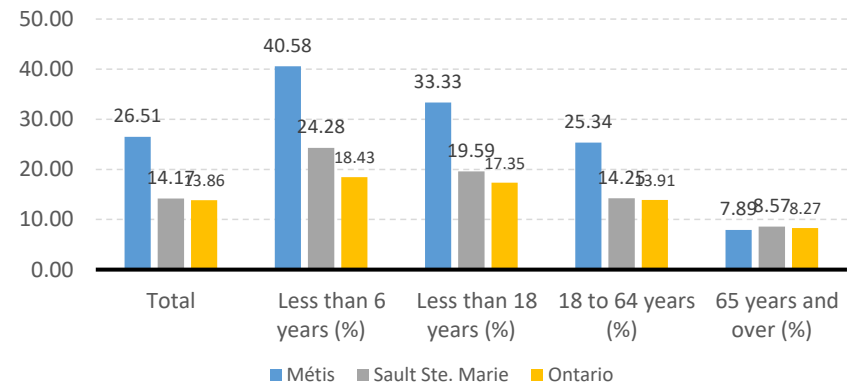
Income

After-Tax Income of Households in 2010



For Métis singles, median after-tax household income is \$47,629, and average after-tax household income is \$56,128. Métis has lower median and average after-tax income than Sault Ste. Marie and Ontario.

Prevalence of Low Income in 2010 Based On After-Tax Low-Income Measure (%)



The prevalence of low income based on after-tax low-income measure is 26.51%.

The percentage of low income is 33.33% for people less than 18 years old, 40.58% for people less than 6 years old, 25.34% for people from 18 to 64 years old, and 7.89% for people over 65 years old.