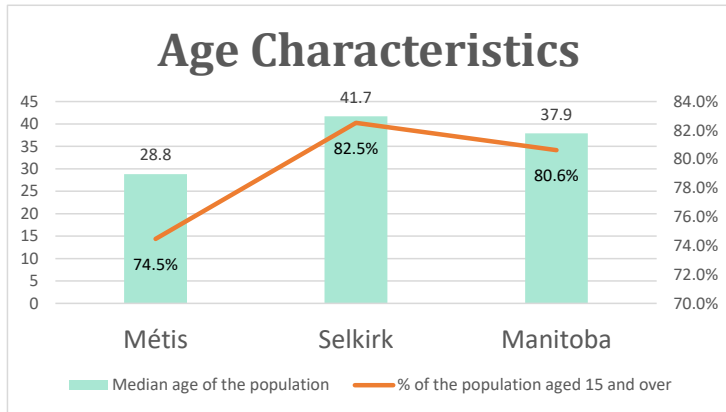


Selkirk, MB

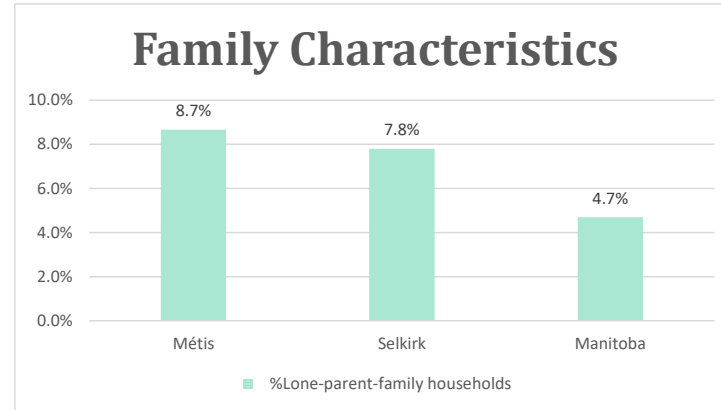
Geo_Code: 4613047

(Source: National Household survey 2011)

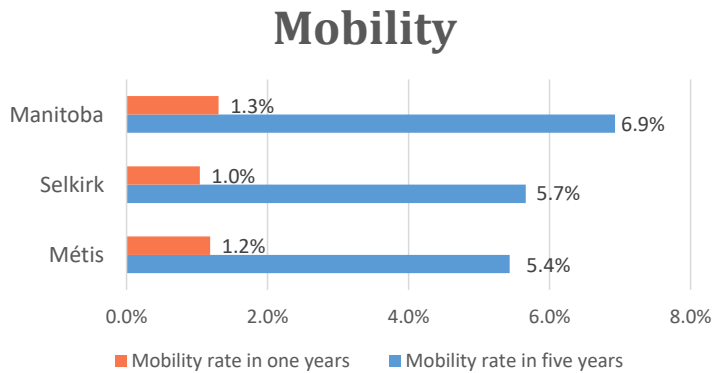
The total population reported with Métis single identity is 2,135 (Total Métis household is 1,130), representing 67% of Aboriginal people, accounting for 23.1% of the total population in Selkirk.



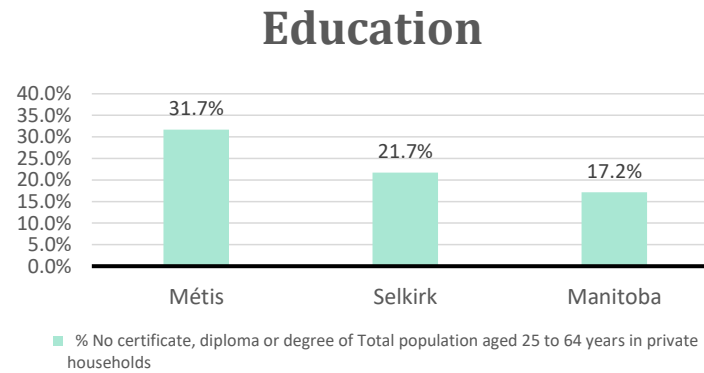
For Métis single identity population, the median age is 28.8 years old, with 74.5% of the population aged 15 and over. As for the total population, the median age is 41.7 in Selkirk and 37.9 years old in Manitoba, with 82.5% and 80.6% population aged 15 and over respectively.



The number of Métis single lone parents household is 185, accounting for 8.7% of the total Métis single private households.



25 Métis households moved in last year (1.2%), 110 Métis households moved in the past 5 years (5.4%).



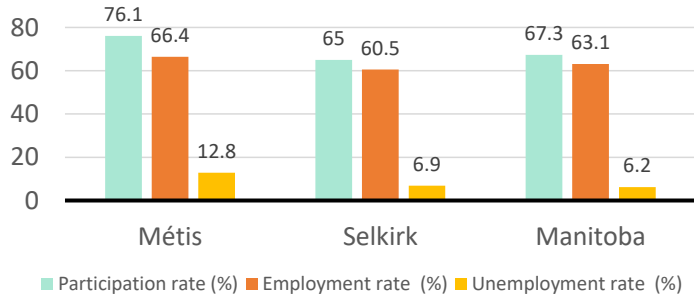
For population aged from 25 to 64 years, 31.7% Métis compared to 21.7% in Selkirk and 17.2% in Manitoba have no certificate, diploma or degree.

For Métis aged from 25 to 34, 28.8% Métis reported to have no certificate, diploma or degree.

Selkirk, MB

Labor Force & Housing Statistics

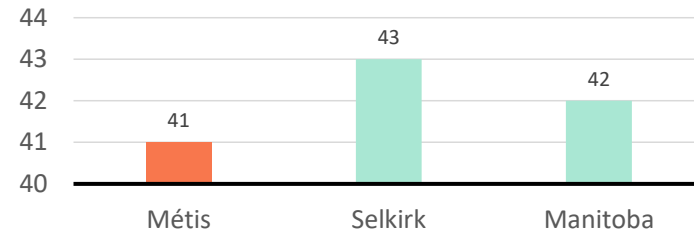
Labour Force Status



Métis participation rate is 76.1%, employment rate is 66.4%, and unemployment rate is 12.8%.

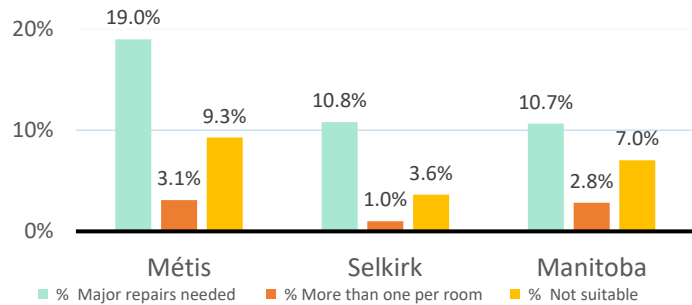
While the participation rate is higher compared with total population in Selkirk and Manitoba (65.0% and 67.3%), unemployment rate is also higher.

Average Weeks Worked in 2010



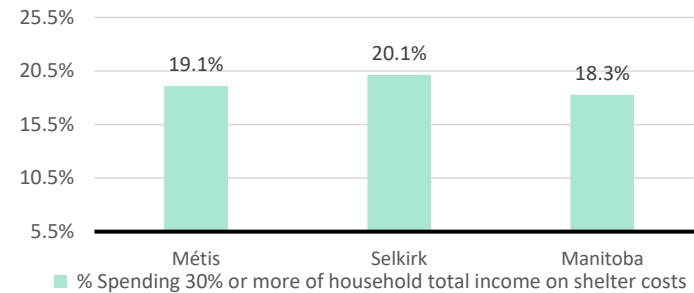
The average weeks worked in 2010 is 41.0 weeks.

Household Characteristics



There are 1130 private dwellings occupied by a Métis single household, out of which 19.0% need major repairs, 3.1% have more than one person per room, and 9.3% Métis household reported to be not suitable.

Shelter Costs



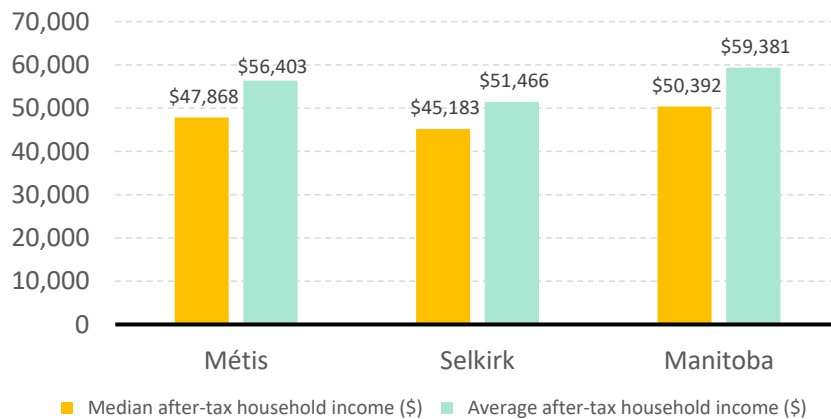
The number of Métis households spending 30% or more of household total income on shelter costs is 215, which is 19.1%

of the total private dwellings occupied by an Métis household, compared to 20.1% of the total population in Selkirk and 18.3% of the total population in Manitoba.

Selkirk, MB

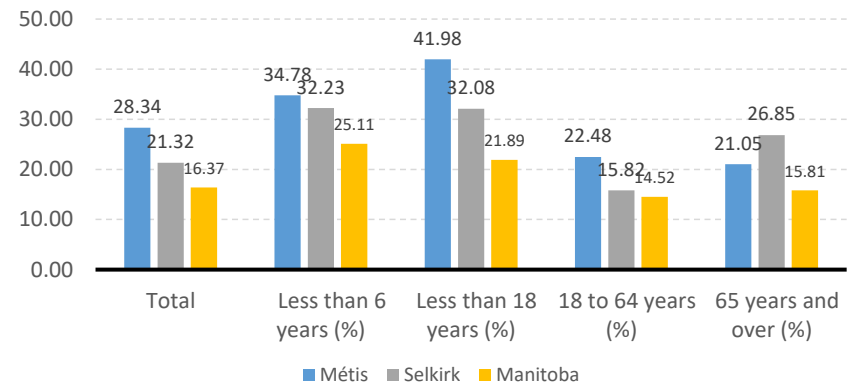
Income

After-Tax Income of Households in 2010



For Métis singles, median after-tax household income is \$47,868, and average after-tax household income is \$56,403. Métis has higher median and average after-tax income than Selkirk and lower than Manitoba.

Prevalence of Low Income in 2010 Based On After-Tax Low-Income Measure (%)



The prevalence of low income based on after-tax low-income measure is 28.34%.

The percentage of low income is 41.98% for people less than 18 years old, 34.78% for people less than 6 years old, 22.48% for people from 18 to 64 years old, and 21.05% for people over 65 years old.