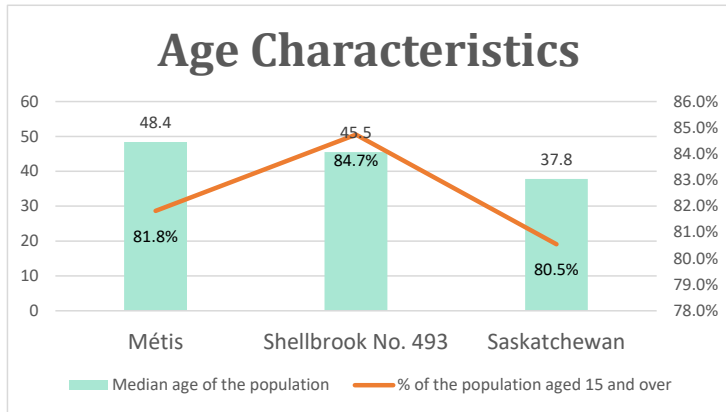


Shellbrook No. 493, SK

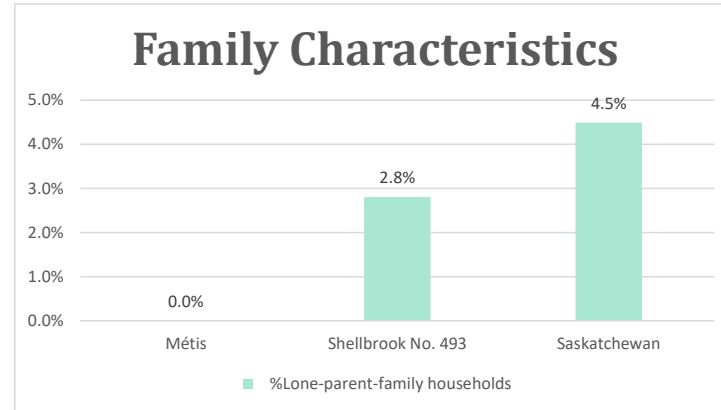
Geo_Code: 4711066

(Source: National Household survey 2011)

The total population reported with Métis single identity is 220 (Total Métis household is 160), representing 61% of Aboriginal people, accounting for 13.7% of the total population in Shellbrook No. 493.

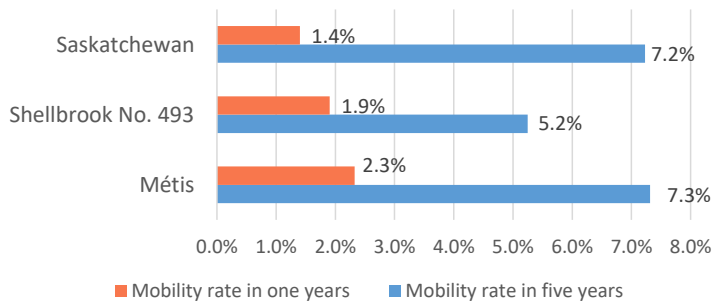


For Métis single identity population, the median age is 48.4 years old, with 81.8% of the population aged 15 and over. As for the total population, the median age is 45.5 in Shellbrook No. 493 and 37.8 years old in Saskatchewan, with 84.7% and 80.5% population aged 15 and over respectively.



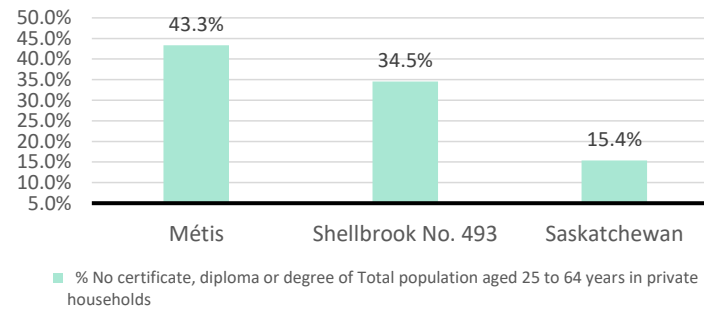
No Métis single lone parents household reported to the survey.

Mobility



5 Métis households moved in last year (2.3%), 15 Métis households moved in the past 5 years (7.3%).

Education



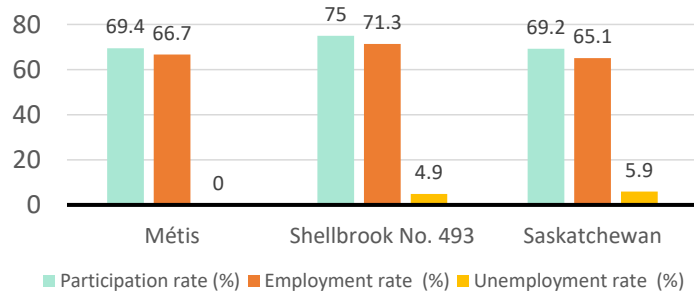
For population aged from 25 to 64 years, 43.3% Métis compared to 34.5% in Shellbrook No. 493 and 15.4% in Saskatchewan have no certificate, diploma or degree.

For Métis aged from 25 to 34, no Métis reported have no certificate, diploma or degree.

Shellbrook No. 493, SK

Labor Force & Housing Statistics

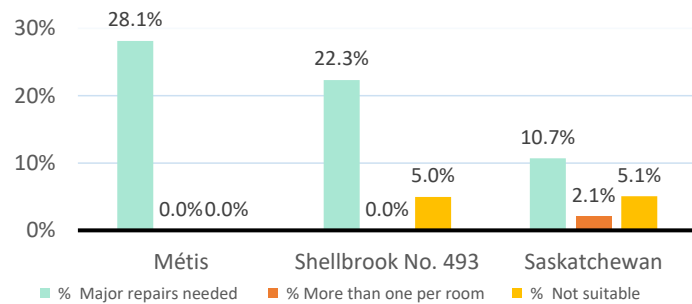
Labour Force Status



Métis participation rate is 69.4%, employment rate is 66.7%, and unemployment rate is 0.0%.

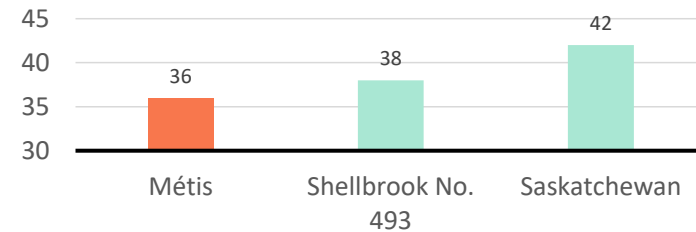
While the participation rate is higher compared with total population in Shellbrook No. 493 and Saskatchewan (75.0% and 69.2%), no Métis reported unemployment.

Household Characteristics



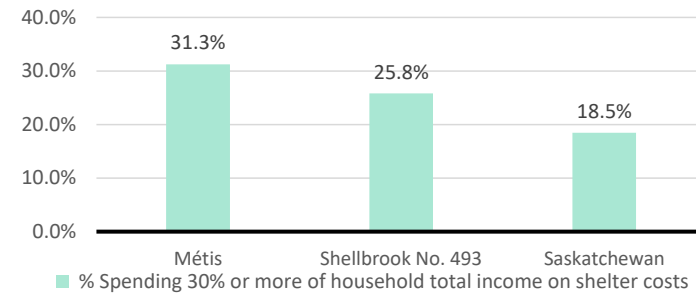
There are 160 private dwellings occupied by a Métis single household, out of which 28.1% need major repairs, no Métis household reported have more than one person per room, and no Métis household reported to be not suitable.

Average Weeks Worked in 2010



The average weeks worked in 2010 is 36.0 weeks.

Shelter Costs



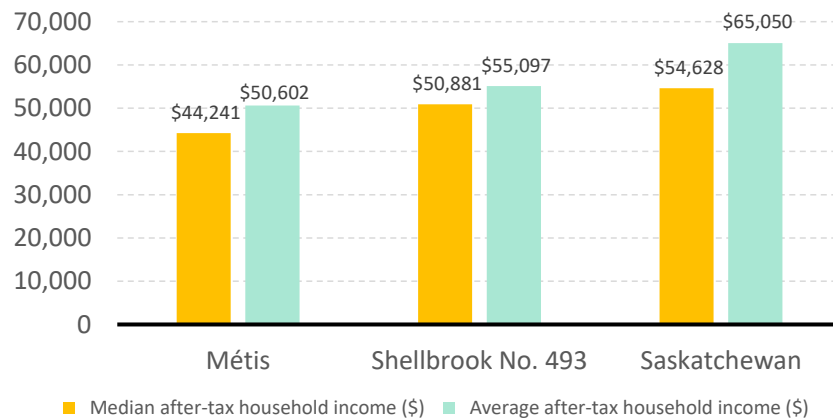
The number of Métis households spending 30% or more of household total income on shelter costs is 50, which is 31.3%

of the total private dwellings occupied by a Métis household, compared to 25.8% of the total population in Shellbrook No. 493 and 18.5% of the total population in Saskatchewan.

Shellbrook No. 493, SK

Income

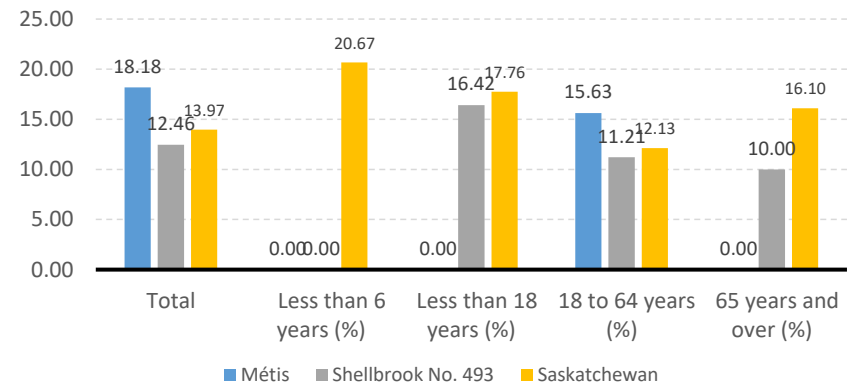
After-Tax Income of Households in 2010



For Métis singles, median after-tax household income is \$44,241, and average after-tax household income is

\$50,602. Métis has lower median and average after-tax income than Shellbrook No. 493 and Saskatchewan.

Prevalence of Low Income in 2010 Based On After-Tax Low-Income Measure (%)



The prevalence of low income based on after-tax low-income measure is 18.18%.

The percentage of low income is 15.63% for people from 18 to 64 years old, and no Métis household reported low income in other age groups.