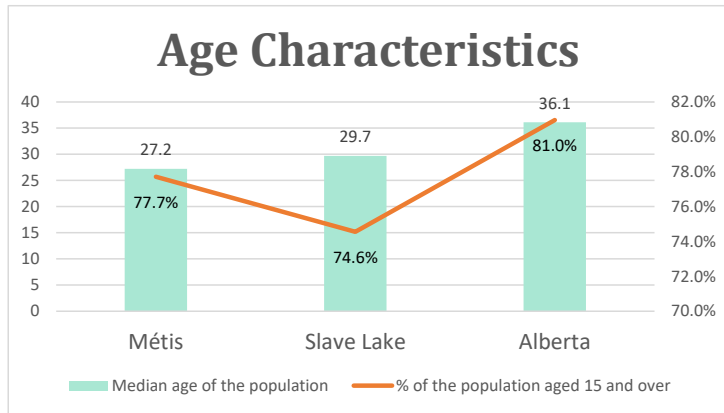


Slave Lake, AB

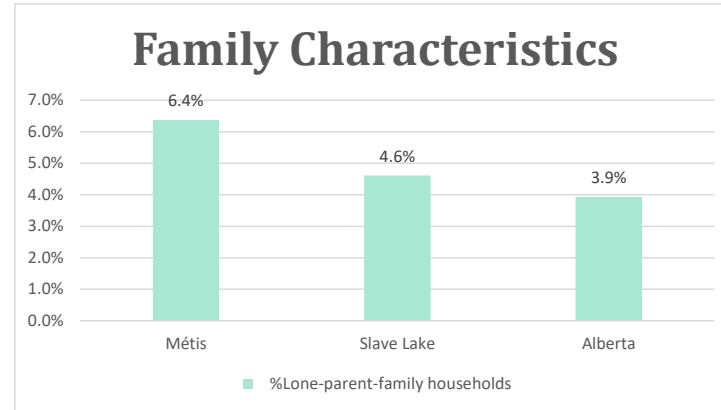
Geo_Code: 4817029

(Source: National Household survey 2011)

The total population reported with Métis single identity is 785 (Total Métis household is 390), representing 46% of Aboriginal people, accounting for 11.7% of the total population in Slave Lake.

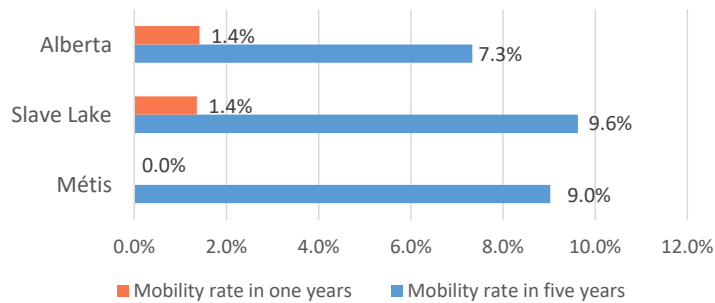


For Métis single identity population, the median age is 27.2 years old, with 77.7% of the population aged 15 and over. As for the total population, the median age is 29.7 in Slave Lake and 36.1 years old in Alberta, with 74.6% and 81.0% population aged 15 and over respectively.



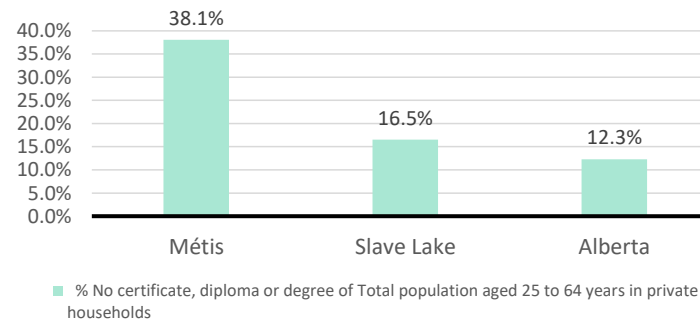
The number of Métis single lone parents household is 50, accounting for 6.4% of the total Métis single private households.

Mobility



No Métis households reported moving in for the last year. 65 Métis households moved in the past 5 years (9.0%).

Education



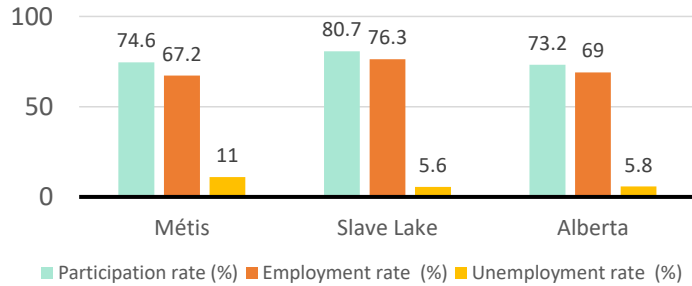
For population aged from 25 to 64 years, 38.1% Métis compared to 16.5% in Slave Lake and 12.3% in Alberta have no certificate, diploma or degree.

For Métis aged from 25 to 34, no Métis reported have no certificate, diploma or degree.

Slave Lake, AB

Labor Force & Housing Statistics

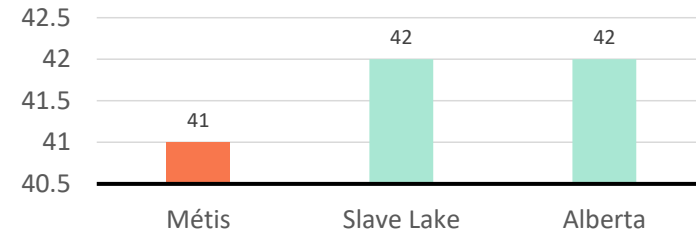
Labour Force Status



Métis participation rate is 74.6%, employment rate is 67.2%, and unemployment rate is 11.0%.

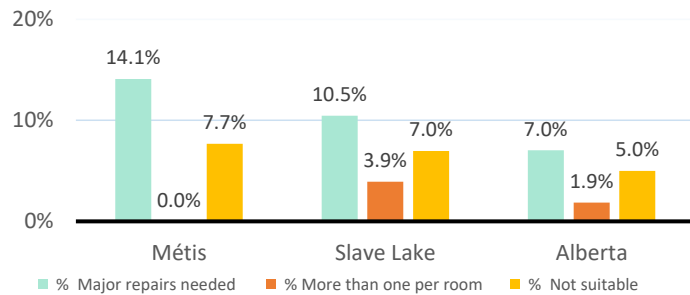
While the participation rate is lower compared with total population in Slave Lake and higher than Alberta (80.7% and 73.2%), unemployment rate is higher.

Average Weeks Worked in 2010



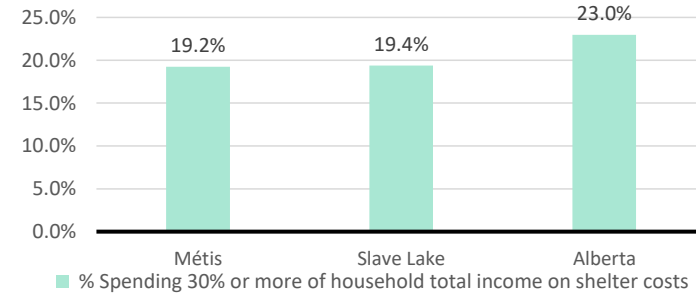
The average weeks worked in 2010 is 41.0 weeks.

Household Characteristics



There are 390 private dwellings occupied by a Métis single household, out of which 14.1% need major repairs, no Métis household reported have more than one person per room, and 7.7% Métis household reported to be not suitable.

Shelter Costs



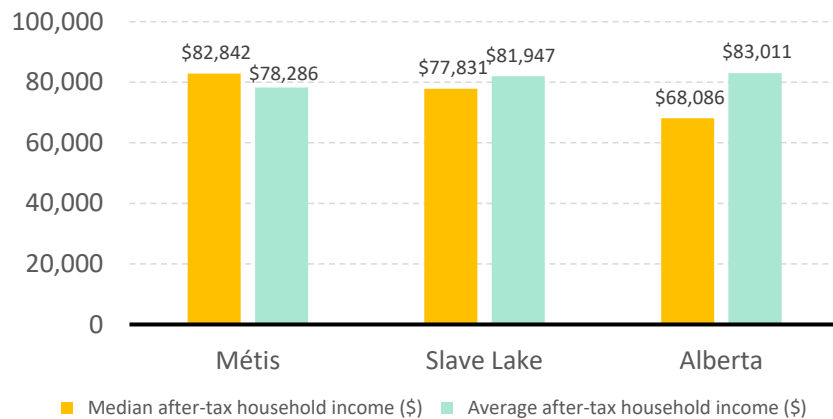
The number of Métis households spending 30% or more of household total income on shelter costs is 75, which is 19.2%

of the total private dwellings occupied by a Métis household, compared to 19.4% of the total population in Slave Lake and 23.0% of the total population in Alberta.

Slave Lake, AB

Income

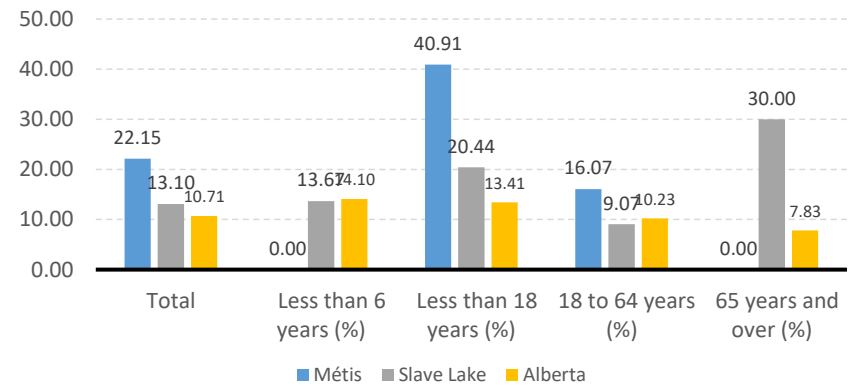
After-Tax Income of Households in 2010



For Métis singles, median after-tax household income is \$82,842, and average after-tax household income is

\$78,286. Métis has higher median and lower average after-tax income than Slave Lake, and higher median and lower average after-tax income than Alberta.

Prevalence of Low Income in 2010 Based On After-Tax Low-Income Measure (%)



The prevalence of low income based on after-tax low-income measure is 22.15%.

The percentage of low income is 40.91% for people less than 18 years old, 0.00% for people less than 6 years old, 16.07% for people from 18 to 64 years old, and 0.00% for people over 65 years old.