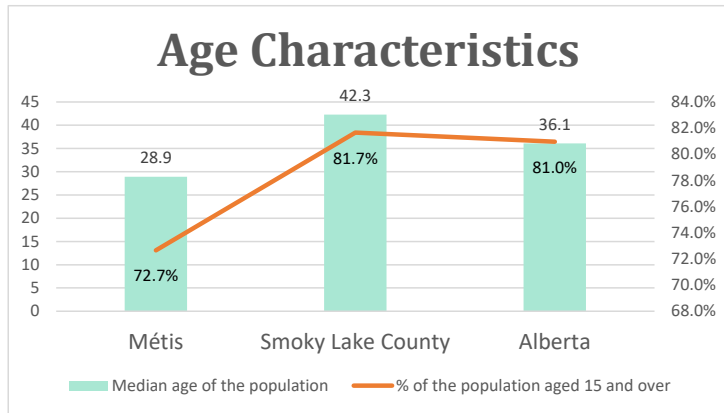


Smoky Lake County, AB

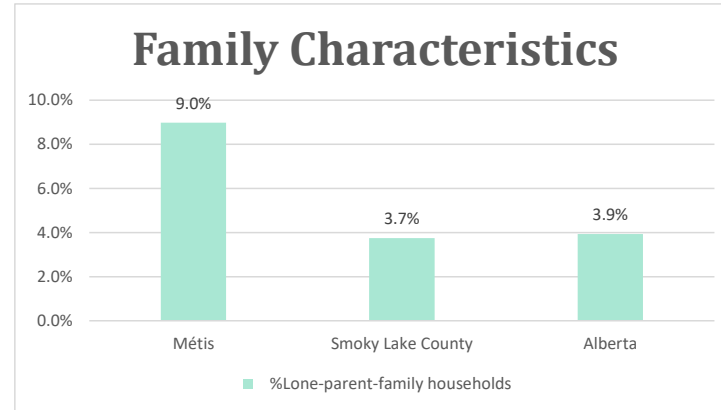
Geo_Code: 4812022

(Source: National Household survey 2011)

The total population reported with Métis single identity is 1,280 (Total Métis household is 465), representing 85% of Aboriginal people, accounting for 34.3% of the total population in Smoky Lake County.

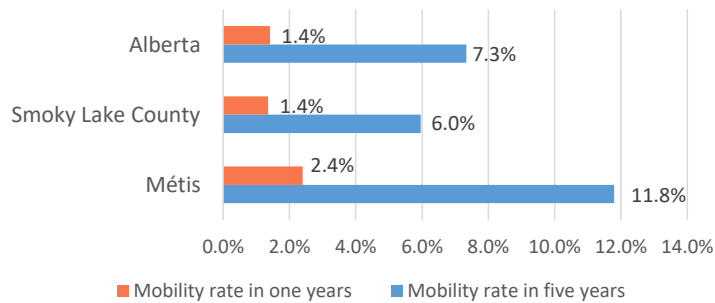


For Métis single identity population, the median age is 28.9 years old, with 72.7% of the population aged 15 and over. As for the total population, the median age is 42.3 in Smoky Lake County and 36.1 years old in Alberta, with 81.7% and 81.0% population aged 15 and over respectively.



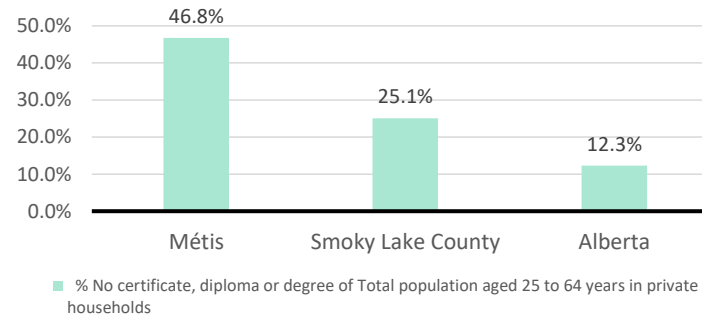
The number of Métis single lone parents household is 115, accounting for 9.0% of the total Métis single private households.

Mobility



30 Métis households moved in last year (2.4%), 135 Métis households moved in the past 5 years (11.8%).

Education



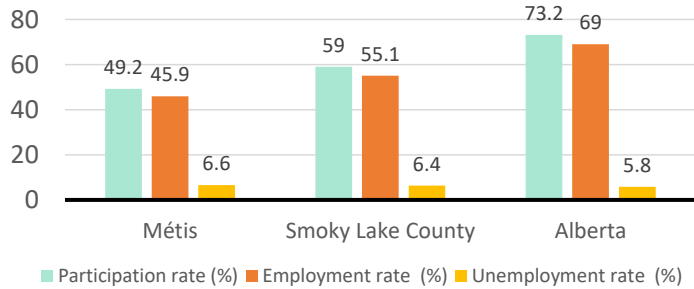
For population aged from 25 to 64 years, 46.8% Métis compared to 25.1% in Smoky Lake County and 12.3% in Alberta have no certificate, diploma or degree.

For Métis aged from 25 to 34, 46.9% Métis reported to have no certificate, diploma or degree.

Smoky Lake County, AB

Labor Force & Housing Statistics

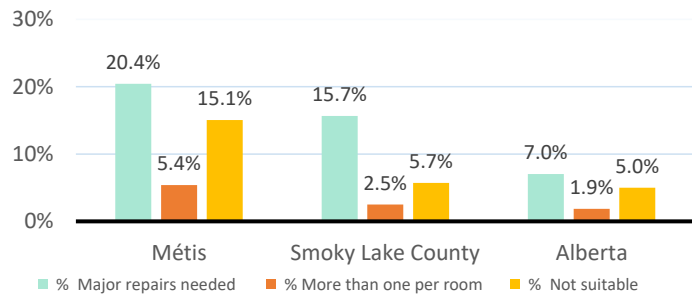
Labour Force Status



Métis participation rate is 49.2%, employment rate is 45.9%, and unemployment rate is 6.6%.

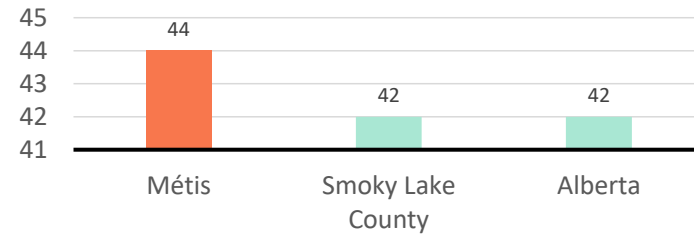
While the participation rate is lower compared with total population in Smoky Lake County and Alberta (59.0% and 73.2%), unemployment rate is higher.

Household Characteristics



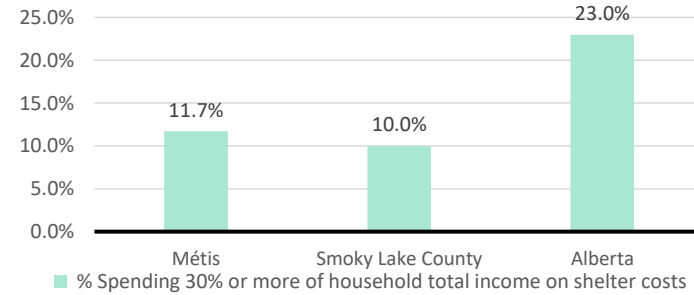
There are 465 private dwellings occupied by a Métis single household, out of which 20.4% need major repairs, 5.4% have more than one person per room, and 15.1% Métis household reported to be not suitable.

Average Weeks Worked in 2010



The average weeks worked in 2010 is 44.0 weeks.

Shelter Costs



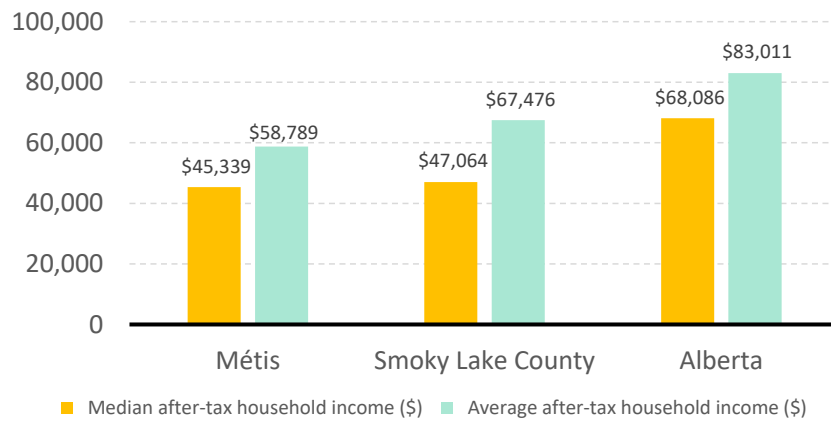
The number of Métis households spending 30% or more of household total income on shelter costs is 55, which is 11.7%

of the total private dwellings occupied by a Métis household, compared to 10.0% of the total population in Smoky Lake County and 23.0% of the total population in Alberta.

Smoky Lake County, AB

Income

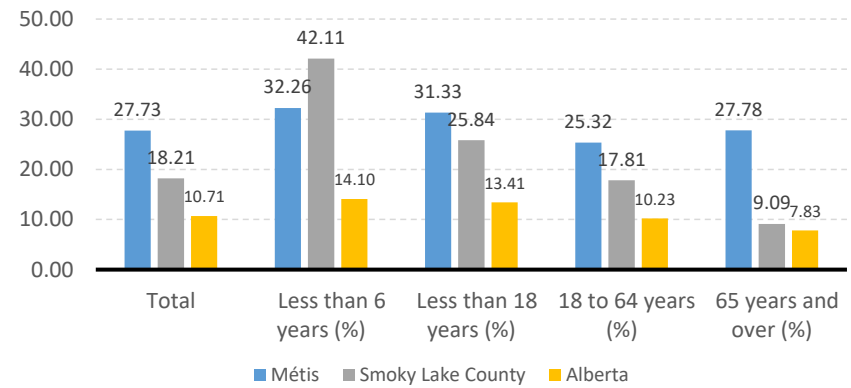
After-Tax Income of Households in 2010



For Métis singles, median after-tax household income is \$45,339, and average after-tax household income is

\$58,789. Métis has lower median and average after-tax income than Smoky Lake County and Alberta.

Prevalence of Low Income in 2010 Based On After-Tax Low-Income Measure (%)



The prevalence of low income based on after-tax low-income measure is 27.73%.

The percentage of low income is 31.33% for people less than 18 years old, 32.26% for people less than 6 years old, 25.32% for people from 18 to 64 years old, and 27.78% for people over 65 years old.