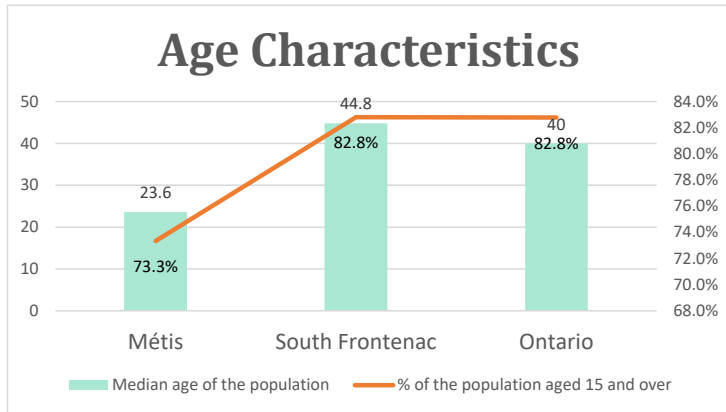


South Frontenac, ON

Geo_Code: 3510020

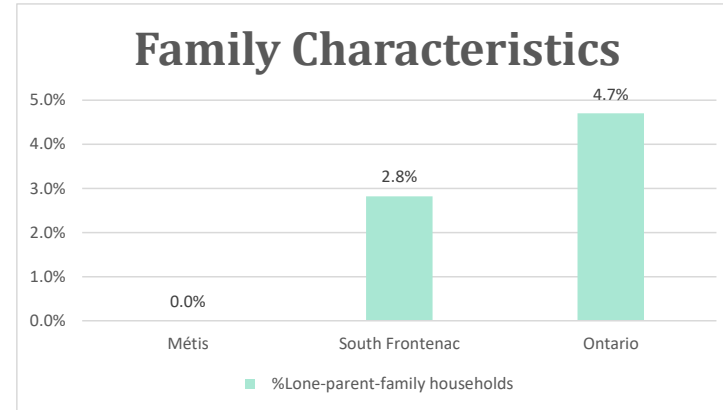
(Source: National Household survey 2011)

The total population reported with Métis single identity is 300 (Total Métis household is 130), representing 35% of Aboriginal people, accounting for 1.7% of the total population in South Frontenac.



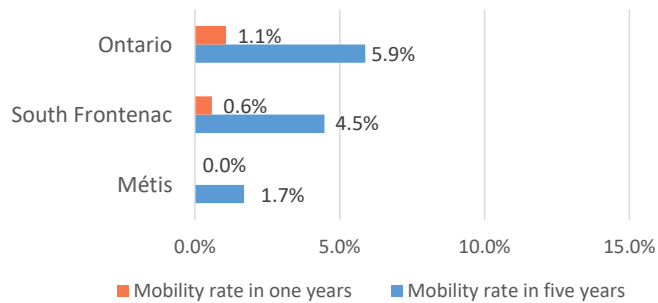
For Métis single identity population, the median age is 23.6 years old, with 73.3% of the population aged 15 and over. As for the total population, the median age is 44.8 in South Frontenac and

40.0 years old in Ontario, with 82.8% and 82.8% population aged 15 and over respectively.



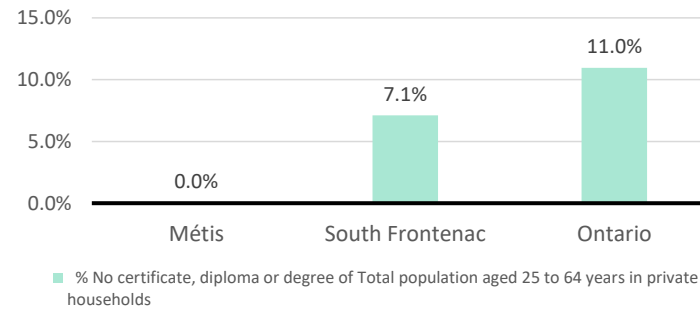
No Métis single lone parents household reported to the survey.

Mobility



0 Métis households moved in last year (0.0%), 5 Métis households moved in the past 5 years (1.7%).

Education



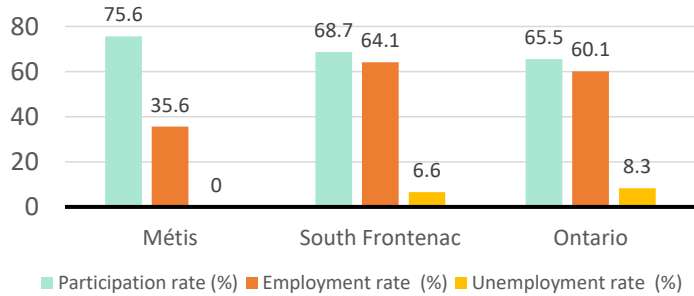
For population aged from 25 to 64 years, no Métis reported have no certificate, diploma or degree.

For Métis aged from 25 to 34, no Métis reported have no certificate, diploma or degree.

South Frontenac, ON

Labor Force & Housing Statistics

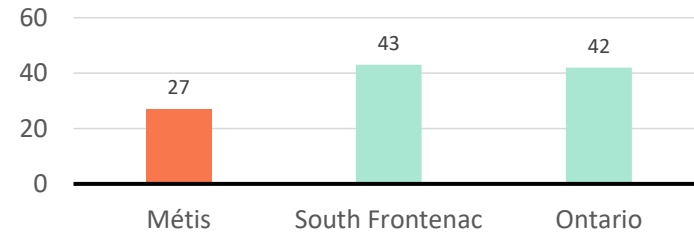
Labour Force Status



Métis participation rate is 75.6%, employment rate is 35.6%, and unemployment rate is 0.0%.

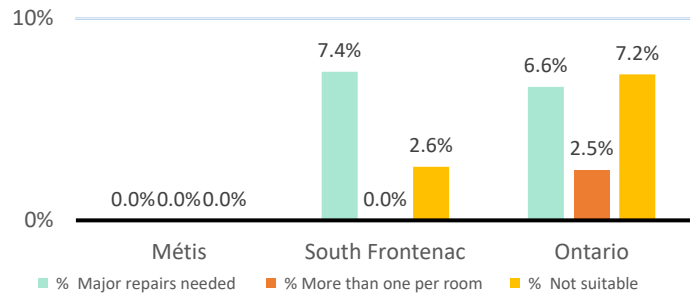
While the participation rate is higher compared with total population in South Frontenac and Ontario (68.7% and 65.5%), no Métis reported unemployment.

Average Weeks Worked in 2010



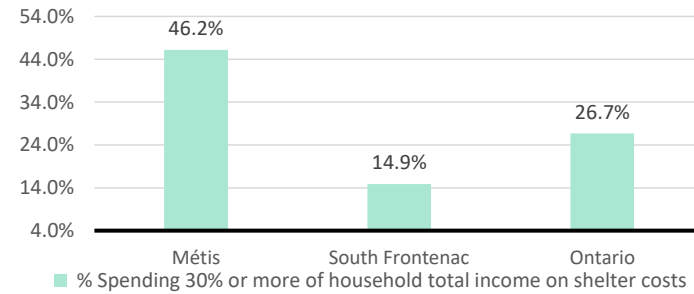
The average weeks worked in 2010 is 27.0 weeks.

Household Characteristics



There are 130 private dwellings occupied by a Métis single household, out of which no Métis single household reported need major repairs, have more than one person per room, or not suitable.

Shelter Costs



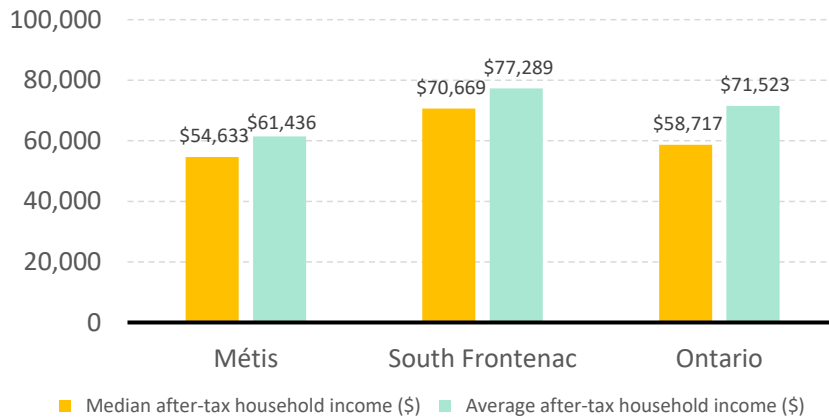
The number of Métis households spending 30% or more of household total income on shelter costs is 60, which is 46.2%

of the total private dwellings occupied by an Métis household, compared to 14.9% of the total population in South Frontenac and 26.7% of the total population in Ontario.

South Frontenac, ON

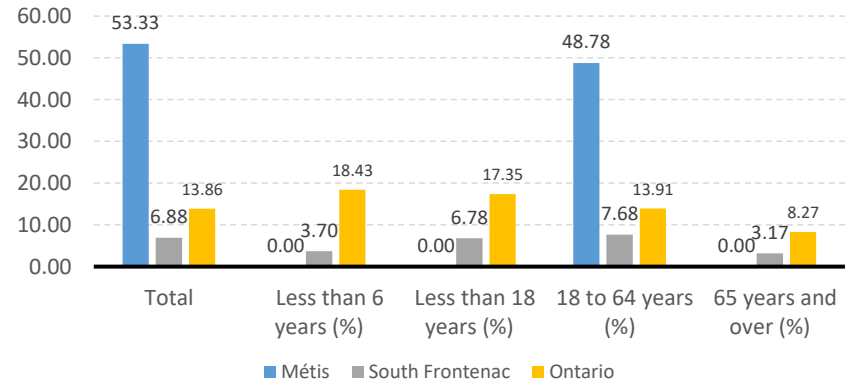
Income

After-Tax Income of Households in 2010



For Métis singles, median after-tax household income is \$54,633, and average after-tax household income is \$61,436. Métis has lower median and average after-tax income than South Frontenac and Ontario.

Prevalence of Low Income in 2010 Based On After-Tax Low-Income Measure (%)



The prevalence of low income based on after-tax low-income measure is 53.33%.

The percentage of low income is 48.78% for people from 18 to 64 years old, and no Métis household reported low income in other age groups.