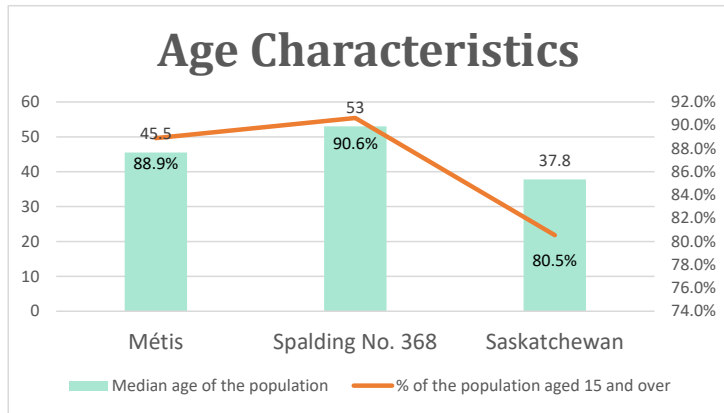


Spalding No. 368, SK

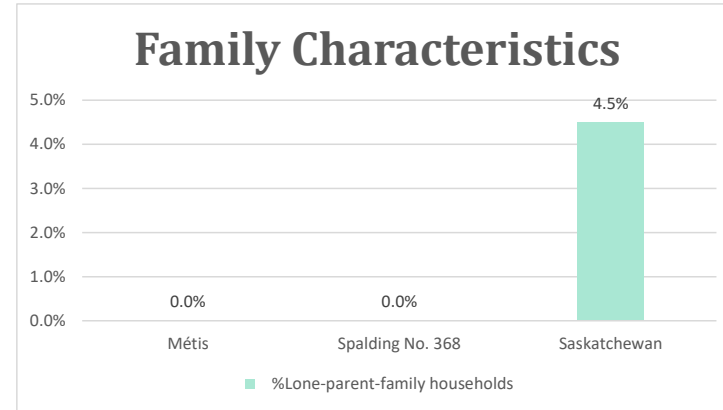
Geo_Code: 4714026

(Source: National Household survey 2011)

The total population reported with Métis single identity is 45 (Total Métis household is 00), representing 100% of Aboriginal people, accounting for 14.1% of the total population in Spalding No. 368.

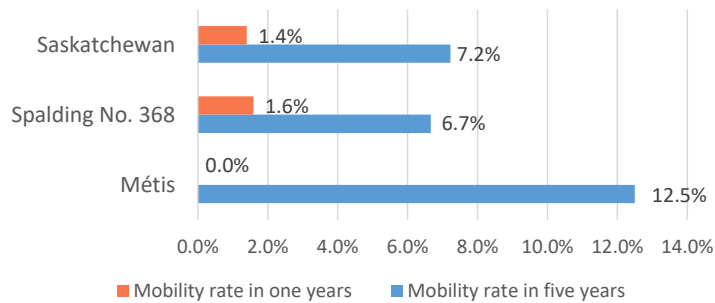


For Métis single identity population, the median age is 45.5 years old, with 88.9% of the population aged 15 and over. As for the total population, the median age is 53.0 in Spalding No. 368 and 37.8 years old in Saskatchewan, with 90.6% and 80.5% population aged 15 and over respectively.



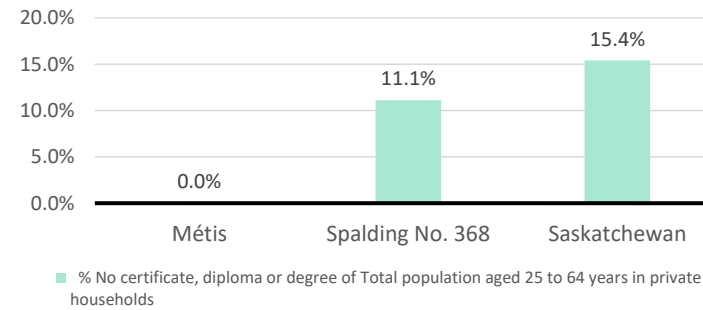
No Métis single lone parents household reported to the survey.

Mobility



No Métis households reported moving in for the last year. 5 Métis households moved in the past 5 years (12.5%).

Education



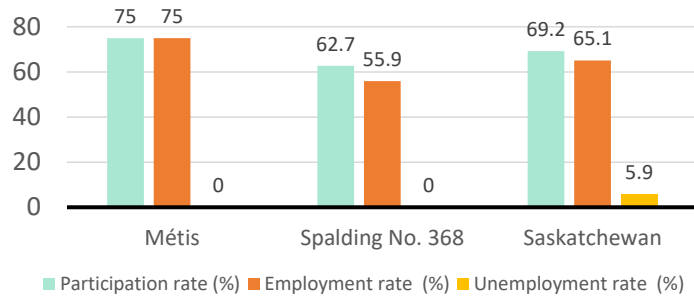
For population aged from 25 to 64 years, no Métis reported have no certificate, diploma or degree.

For Métis aged from 25 to 34, no Métis reported have no certificate, diploma or degree.

Spalding No. 368, SK

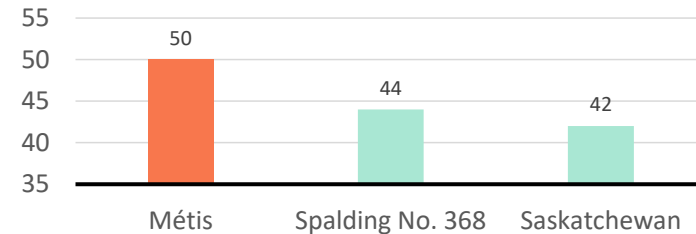
Labor Force & Housing Statistics

Labour Force Status



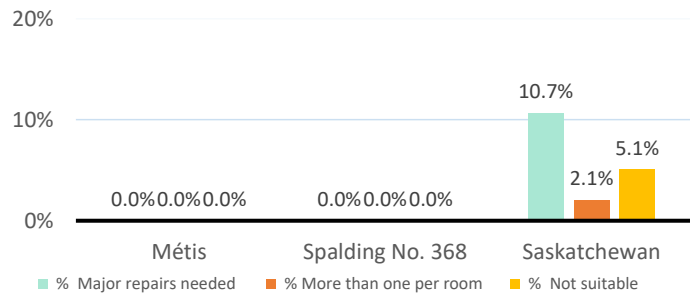
Métis participation rate is 75.0%, employment rate is 75.0%, and unemployment rate is 0.0%. While the participation rate is higher compared with total population in Spalding No. 368 and Saskatchewan (62.7% and 69.2%), no Métis reported unemployment.

Average Weeks Worked in 2010



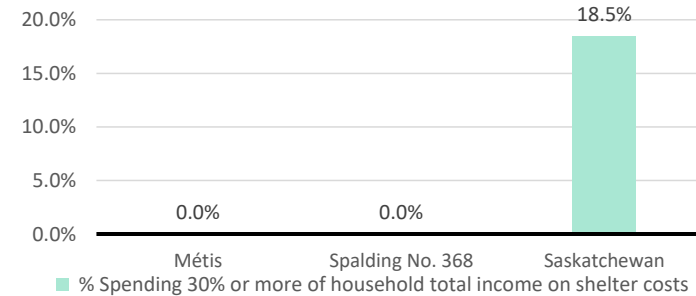
The average weeks worked in 2010 is 50.0 weeks.

Household Characteristics



No Métis participated in the survey.

Shelter Costs

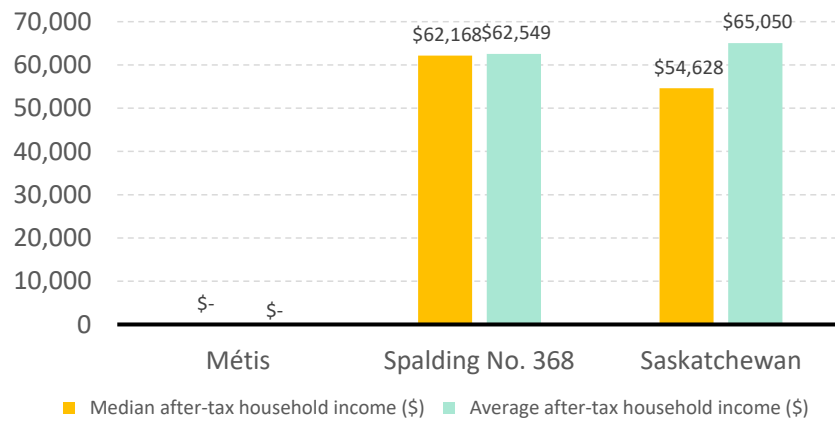


No Métis participated in the survey.

Spalding No. 368, SK

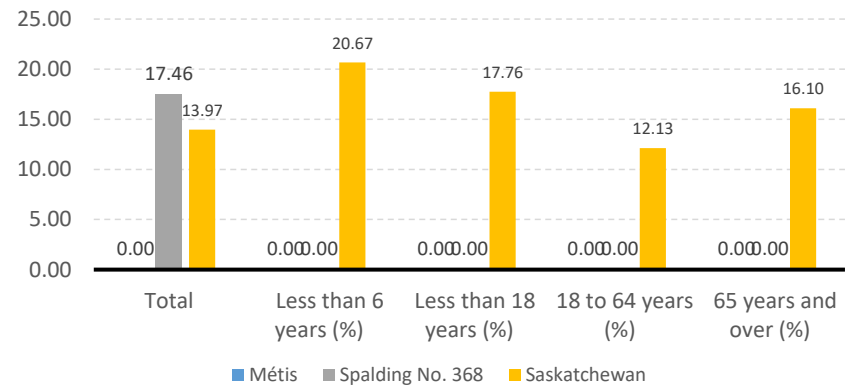
Income

After-Tax Income of Households in 2010



No Métis participated in the survey.

Prevalence of Low Income in 2010 Based On After-Tax Low-Income Measure (%)



No Métis participated in the survey.