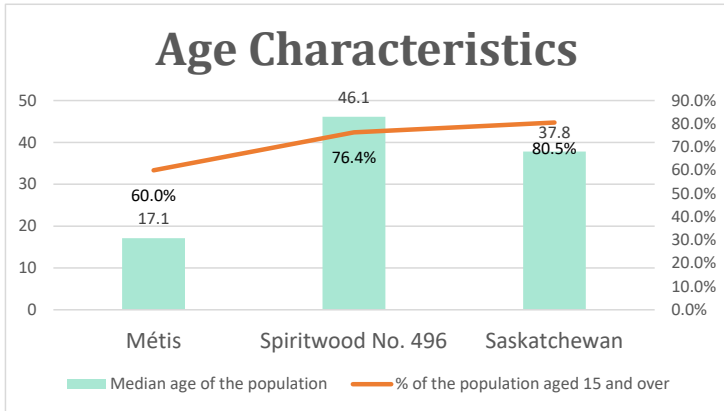


Spiritwood No. 496, SK

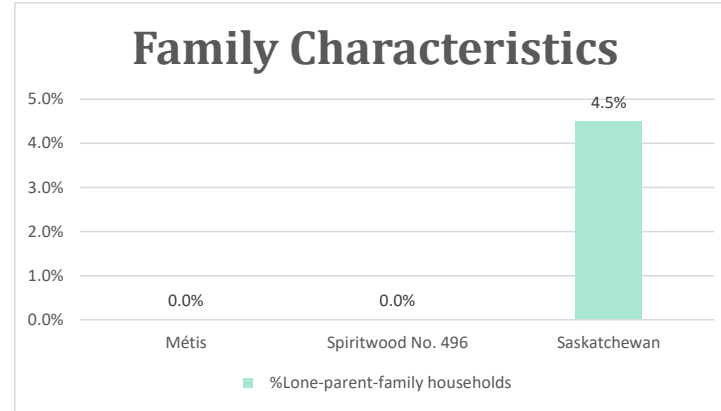
Geo_Code: 4716056

(Source: National Household survey 2011)

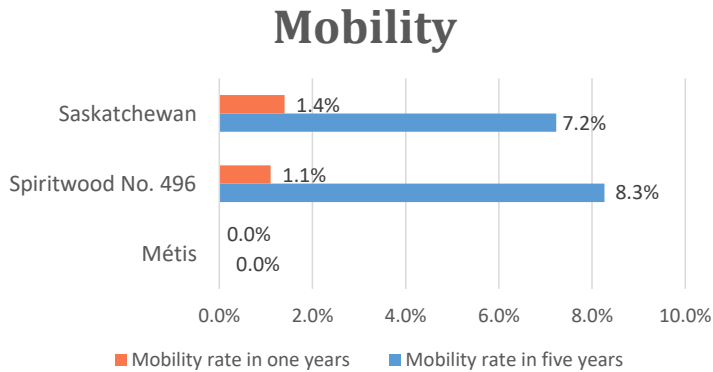
The total population reported with Métis single identity is 175 (Total Métis household is 75), representing 64% of Aboriginal people, accounting for 12.7% of the total population in Spiritwood No. 496.



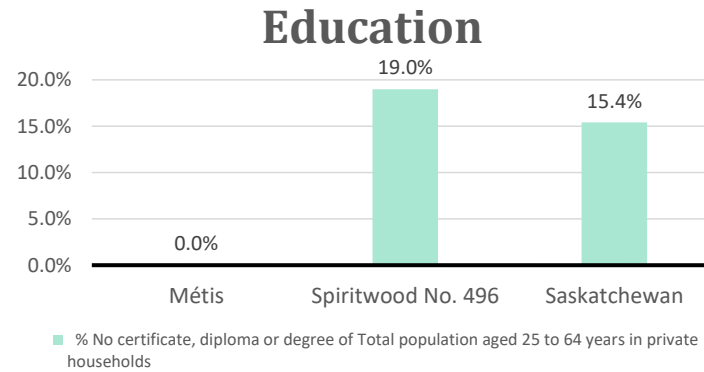
For Métis single identity population, the median age is 17.1 years old, with 60.0% of the population aged 15 and over. As for the total population, the median age is 46.1 in Spiritwood No. 496 and 37.8 years old in Saskatchewan, with 76.4% and 80.5% population aged 15 and over respectively.



No Métis single lone parents household reported to the survey.



No Métis households reported moving in for the last 5 years.



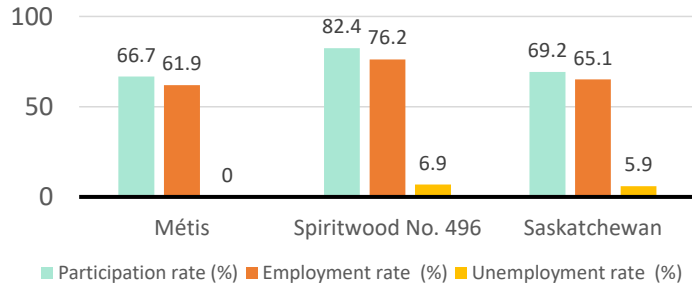
For population aged from 25 to 64 years, no Métis reported have no certificate, diploma or degree.

For Métis aged from 25 to 34, no Métis reported have no certificate, diploma or degree.

Spiritwood No. 496, SK

Labor Force & Housing Statistics

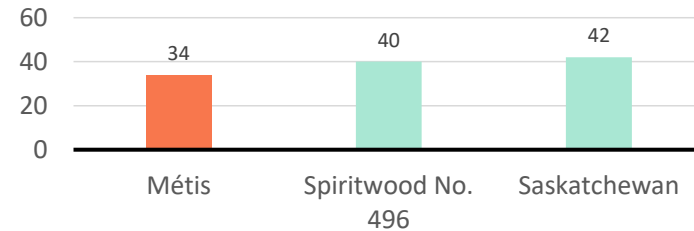
Labour Force Status



Métis participation rate is 66.7%, employment rate is 61.9%, and unemployment rate is 0.0%.

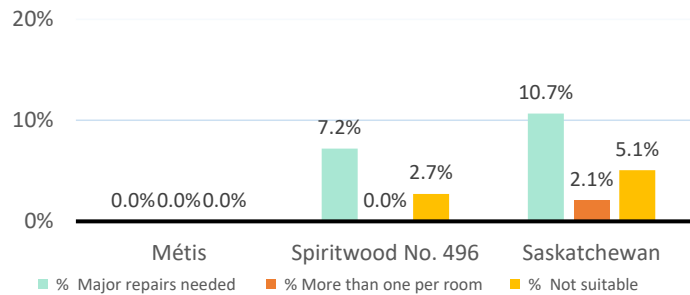
While the participation rate is lower compared with total population in Spiritwood No. 496 and Saskatchewan (82.4% and 69.2%), no Métis reported unemployment.

Average Weeks Worked in 2010



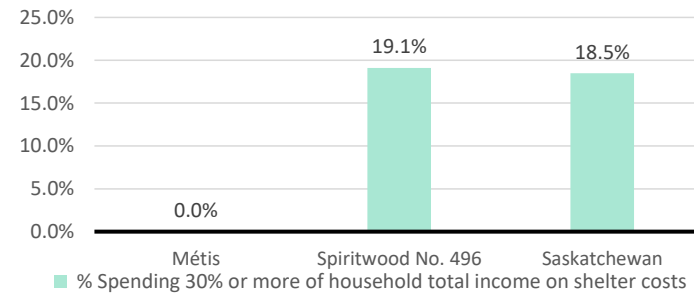
The average weeks worked in 2010 is 34.0 weeks.

Household Characteristics



There are 75 private dwellings occupied by a Métis single household, out of which no Métis single household reported need major repairs, have more than one person per room, or not suitable.

Shelter Costs



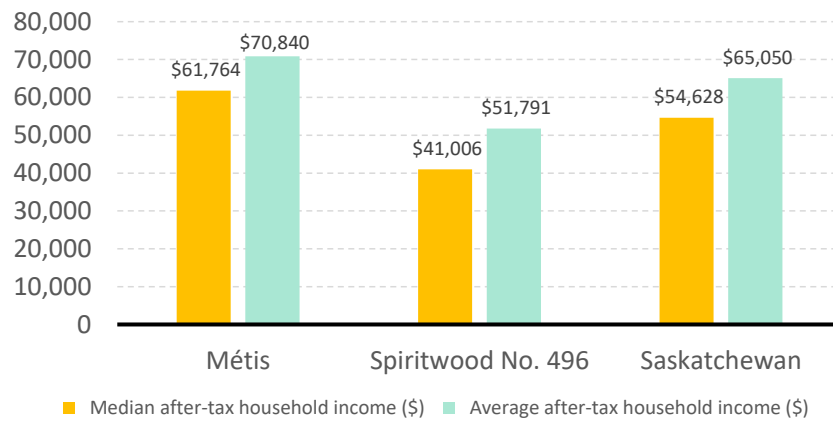
No Métis households reported spending 30% or more of household total income on shelter costs,

compared to 19.1% of the total population in Spiritwood No. 496 and 18.5% of the total population in Saskatchewan.

Spiritwood No. 496, SK

Income

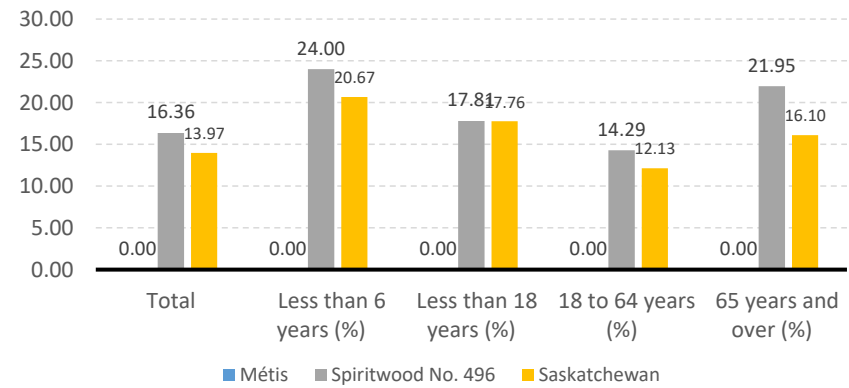
After-Tax Income of Households in 2010



For Métis singles, median after-tax household income is \$61,764, and average after-tax household income is

\$70,840. Métis has higher median and average after-tax income than Spiritwood No. 496 and Saskatchewan.

Prevalence of Low Income in 2010 Based On After-Tax Low-Income Measure (%)



The prevalence of low income based on after-tax low-income measure is 0.00%.

No Métis household reported low income in Spiritwood No. 496.