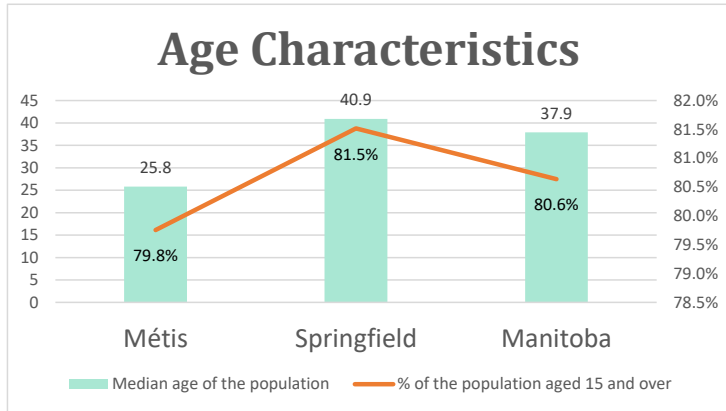


Springfield, MB

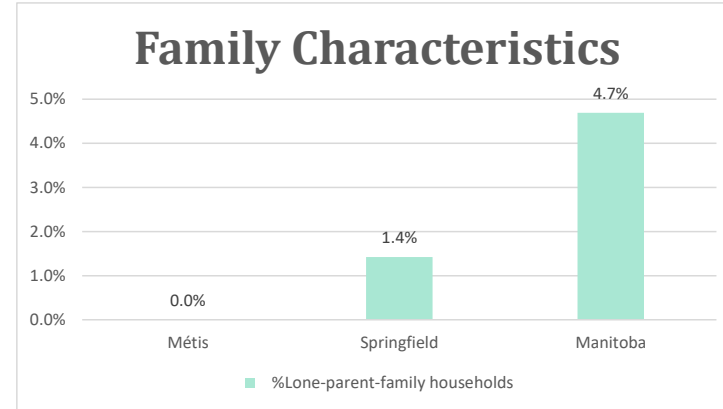
Geo_Code: 4612047

(Source: National Household survey 2011)

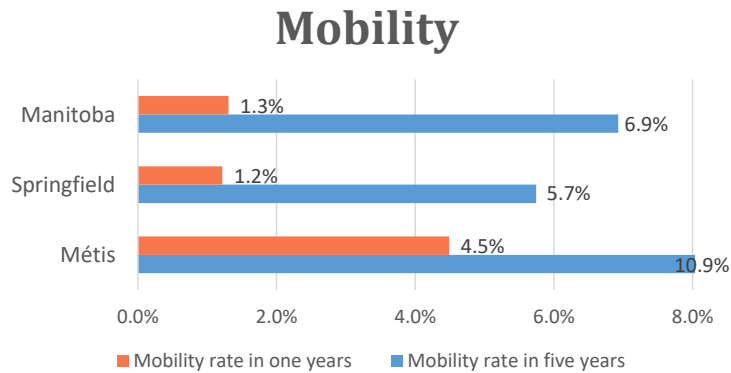
The total population reported with Métis single identity is 815 (Total Métis household is 375), representing 92% of Aboriginal people, accounting for 5.9% of the total population in Springfield.



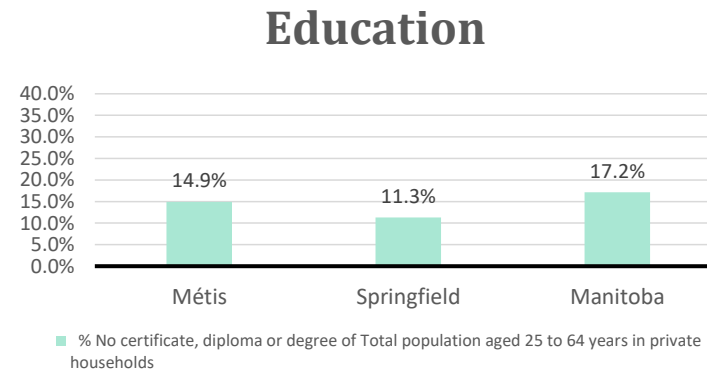
For Métis single identity population, the median age is 25.8 years old, with 79.8% of the population aged 15 and over. As for the total population, the median age is 40.9 in Springfield and 37.9 years old in Manitoba, with 81.5% and 80.6% population aged 15 and over respectively.



No Métis single lone parents household reported to the survey.



35 Métis households moved in last year (4.5%), 80 Métis households moved in the past 5 years (10.9%).



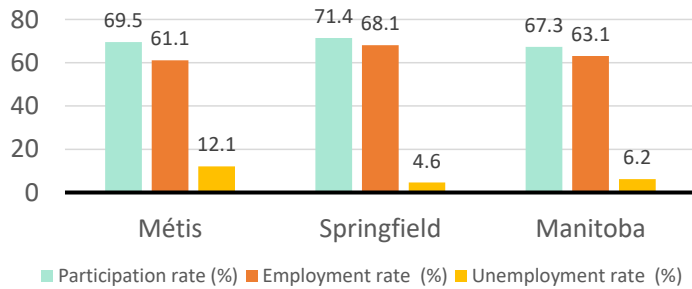
For population aged from 25 to 64 years, 14.9% Métis compared to 11.3% in Springfield and 17.2% in Manitoba have no certificate, diploma or degree.

For Métis aged from 25 to 34, no Métis reported have no certificate, diploma or degree.

Springfield, MB

Labor Force & Housing Statistics

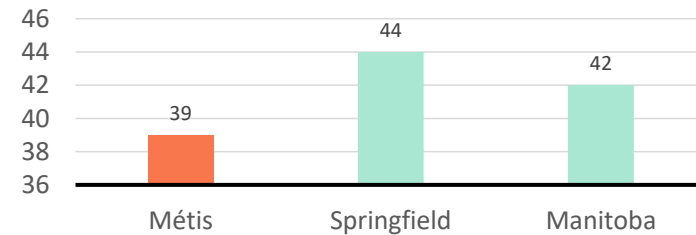
Labour Force Status



Métis participation rate is 69.5%, employment rate is 61.1%, and unemployment rate is 12.1%.

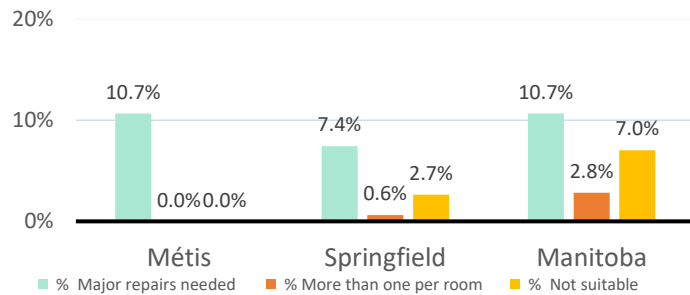
While the participation rate is lower compared with total population in Springfield and higher than Manitoba (71.4% and 67.3%), unemployment rate is higher.

Average Weeks Worked in 2010



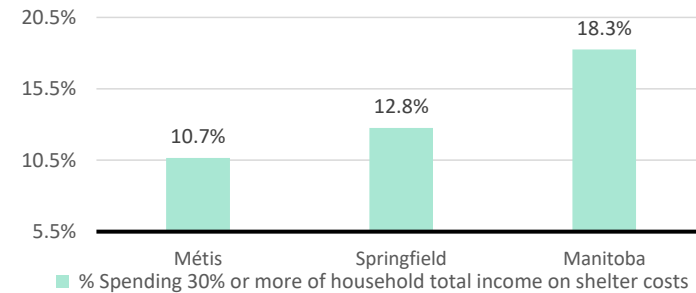
The average weeks worked in 2010 is 39.0 weeks.

Household Characteristics



There are 375 private dwellings occupied by a Métis single household, out of which 10.7% need major repairs, no Métis household reported have more than one person per room, and no Métis household reported to be not suitable.

Shelter Costs



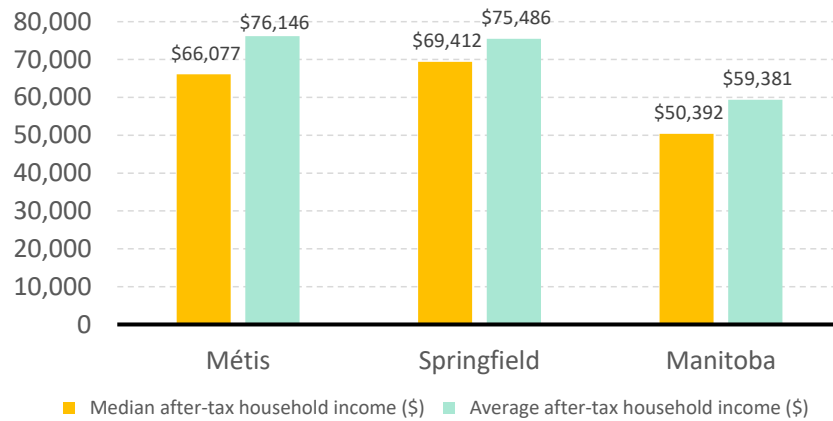
The number of Métis households spending 30% or more of household total income on shelter costs is 40,

of the total private dwellings occupied by an Métis household, compared to 12.8% of the total population in Springfield and 18.3% of the total population in Manitoba.

Springfield, MB

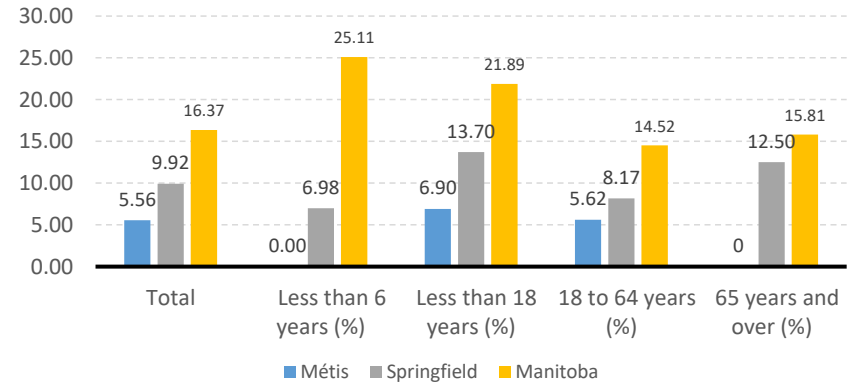
Income

After-Tax Income of Households in 2010



For Métis singles, median after-tax household income is \$66,077, and average after-tax household income is \$76,146. Métis has lower median but higher average after-tax income than Springfield, and higher median and average after-tax income Manitoba.

Prevalence of Low Income in 2010 Based On After-Tax Low-Income Measure (%)



The prevalence of low income based on after-tax low-income measure is 5.56%.

The percentage of low income is 6.90% for people less than 18 years old, 0.00% for people less than 6 years old, 5.62% for people from 18 to 64 years old, and 0.00% for people over 65 years old.