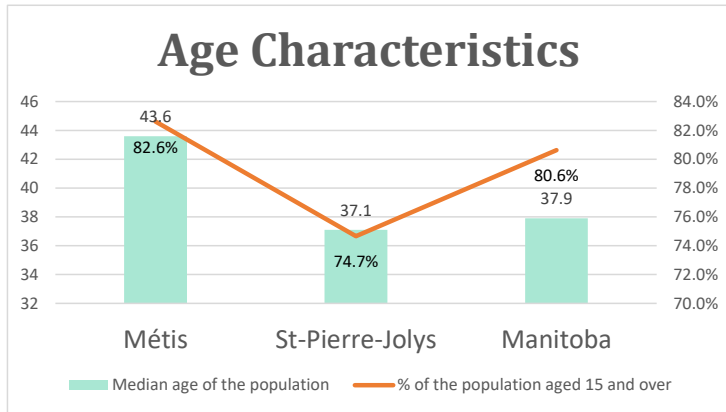


St-Pierre-Jolys, MB

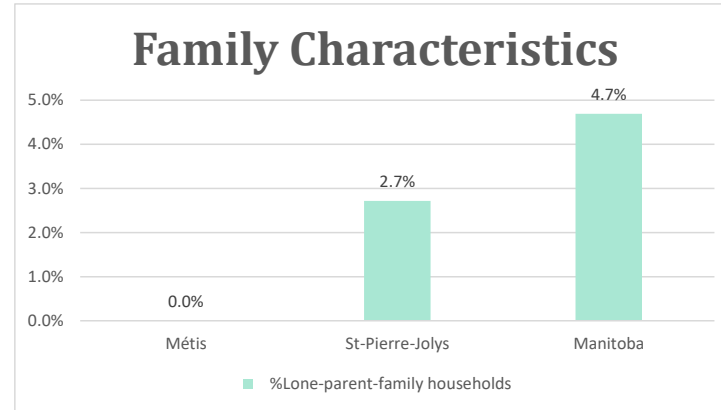
Geo_Code: 4602037

(Source: National Household survey 2011)

The total population reported with Métis single identity is 230 (Total Métis household is 130), representing 92% of Aboriginal people, accounting for 20.8% of the total population in St-Pierre-Jolys.

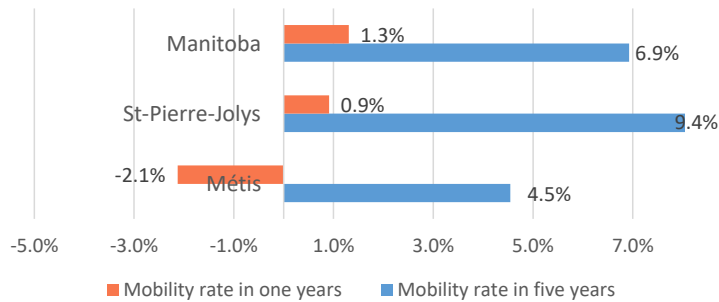


For Métis single identity population, the median age is 43.6 years old, with 82.6% of the population aged 15 and over. As for the total population, the median age is 37.1 in St-Pierre-Jolys and 37.9 years old in Manitoba, with 74.7% and 80.6% population aged 15 and over respectively.



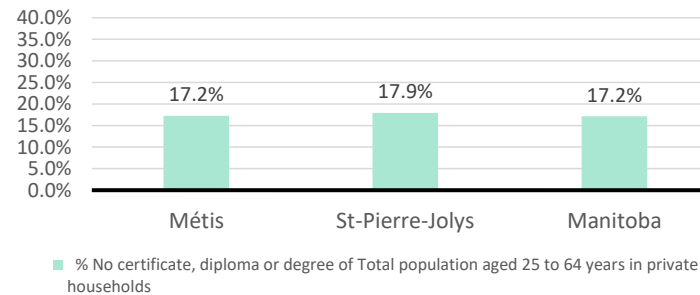
No Métis single lone parents household reported to the survey.

Mobility



-5 Métis households moved in last year (-2.1%), 10 Métis households moved in the past 5 years (4.5%).

Education



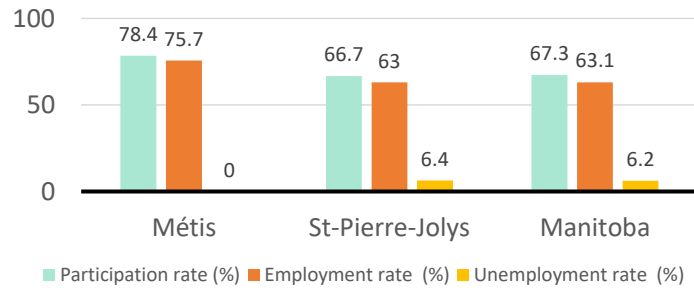
For population aged from 25 to 64 years, 17.2% Métis compared to 17.9% in St-Pierre-Jolys and 17.2% in Manitoba have no certificate, diploma or degree.

For Métis aged from 25 to 34, no Métis reported have no certificate, diploma or degree.

St-Pierre-Jolys, MB

Labor Force & Housing Statistics

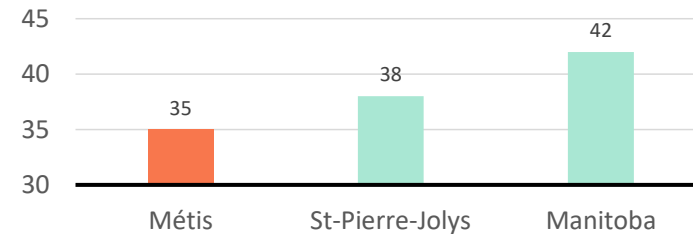
Labour Force Status



Métis participation rate is 78.4%, employment rate is 75.7%, and unemployment rate is 0.0%.

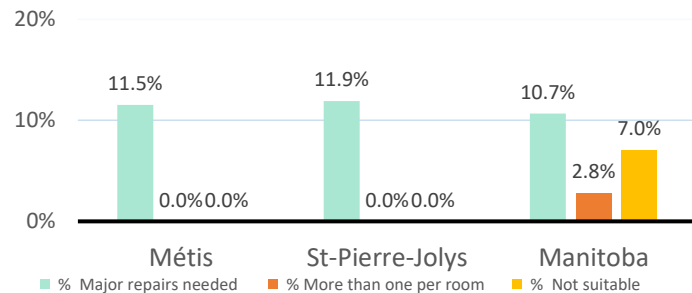
While the participation rate is higher compared with total population in St-Pierre-Jolys and Manitoba (66.7% and 67.3%), no Métis reported unemployment.

Average Weeks Worked in 2010



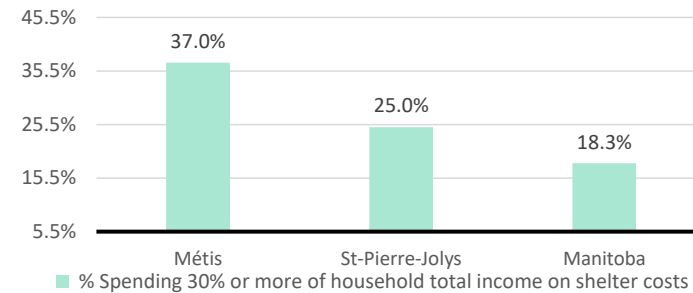
The average weeks worked in 2010 is 35.0 weeks.

Household Characteristics



There are 130 private dwellings occupied by a Métis single household, out of which 11.5% need major repairs, no Métis household reported have more than one person per room, and no Métis household reported to be not suitable.

Shelter Costs



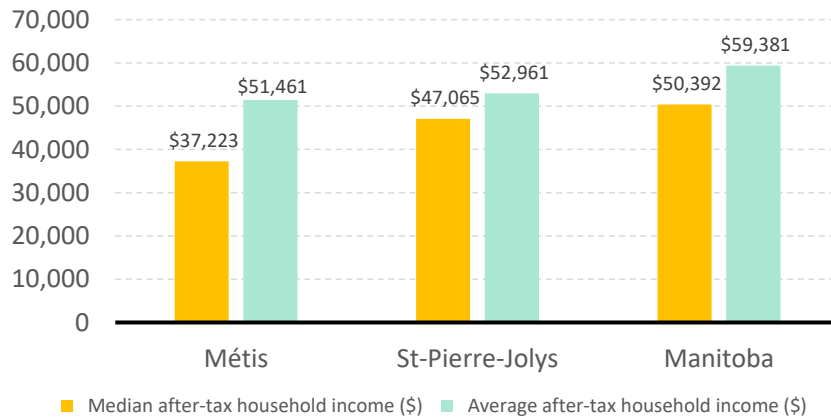
The number of Métis households spending 30% or more of household total income on shelter costs is 50,

of the total private dwellings occupied by an Métis household, compared to 25.0% of the total population in St-Pierre-Jolys and 18.3% of the total population in Manitoba.

St-Pierre-Jolys, MB

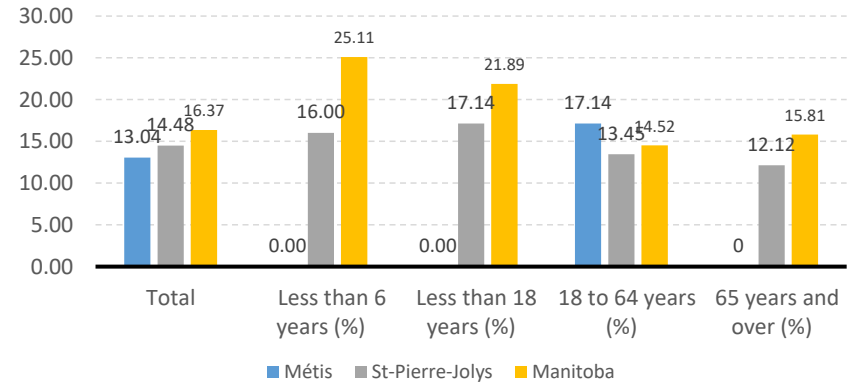
Income

After-Tax Income of Households in 2010



For Métis singles, median after-tax household income is \$37,223, and average after-tax household income is \$51,461. Métis has lower median and average after-tax income than St-Pierre-Jolys and Manitoba.

Prevalence of Low Income in 2010 Based On After-Tax Low-Income Measure (%)



The prevalence of low income based on after-tax low-income measure is 13.04%.

The percentage of low income is 0.00% for people less than 18 years old, 0.00% for people less than 6 years old, 17.14% for people from 18 to 64 years old, and 0.00% for people over 65 years old.