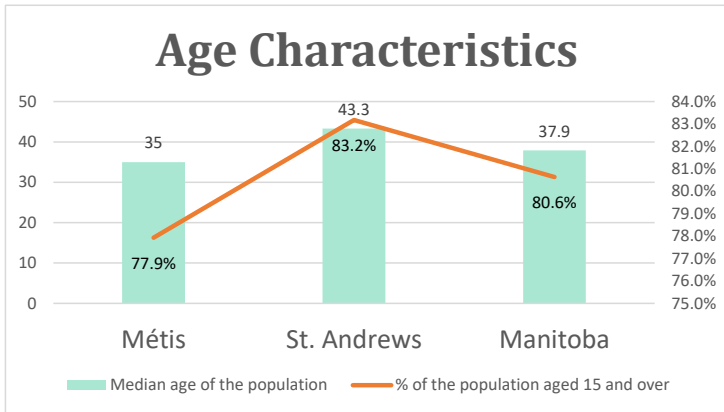


St. Andrews, MB

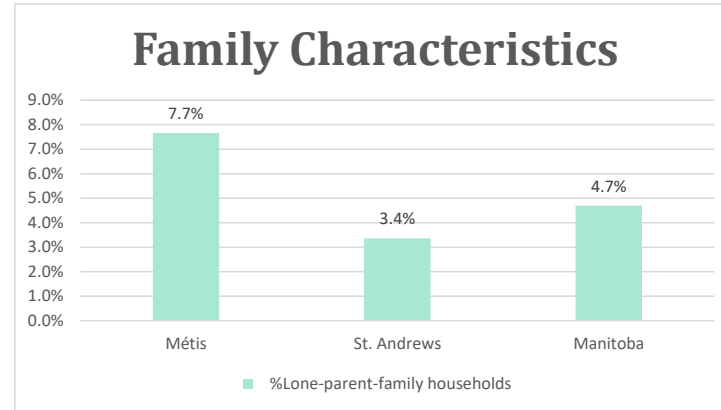
Geo_Code: 4613043

(Source: National Household survey 2011)

The total population reported with Métis single identity is 1,110 (Total Métis household is 570), representing 82% of Aboriginal people, accounting for 9.5% of the total population in St. Andrews.

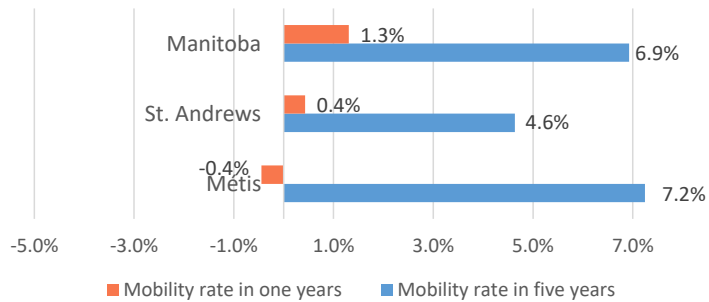


For Métis single identity population, the median age is 35.0 years old, with 77.9% of the population aged 15 and over. As for the total population, the median age is 43.3 in St. Andrews and 37.9 years old in Manitoba, with 83.2% and 80.6% population aged 15 and over respectively.



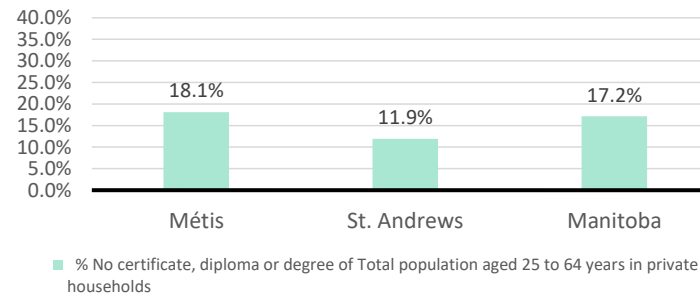
The number of Métis single lone parents household is 85, accounting for 7.7% of the total Métis single private households.

Mobility



5 Métis households moved out last year (-0.4%), 75 Métis households moved in the past 5 years (7.2%).

Education



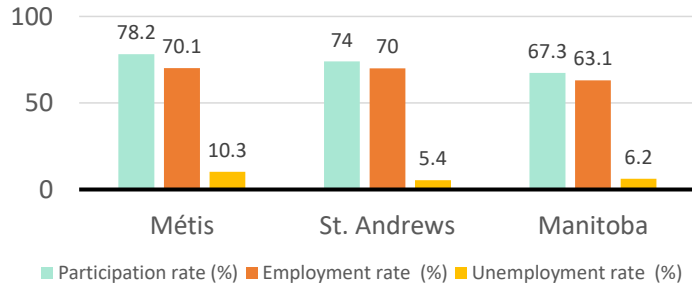
For population aged from 25 to 64 years, 18.1% Métis compared to 11.9% in St. Andrews and 17.2% in Manitoba have no certificate, diploma or degree.

For Métis aged from 25 to 34, no Métis reported have no certificate, diploma or degree.

St. Andrews, MB

Labor Force & Housing Statistics

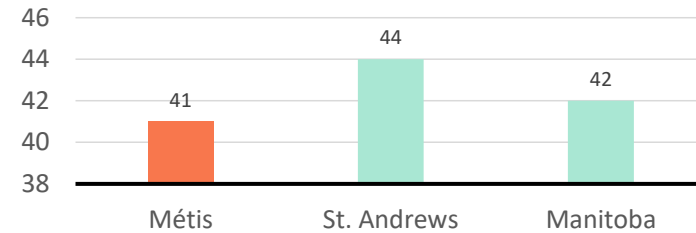
Labour Force Status



Métis participation rate is 78.2%, employment rate is 70.1%, and unemployment rate is 10.3%.

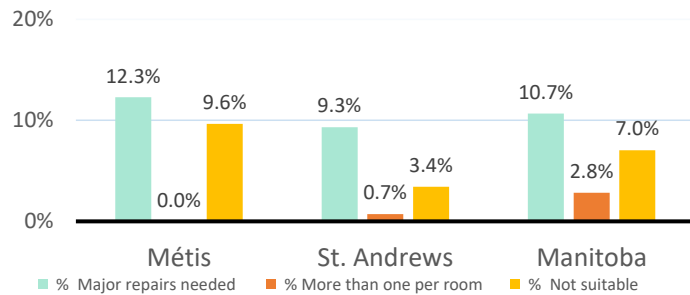
While the participation rate is higher compared with total population in St. Andrews and Manitoba (74.0% and 67.3%), unemployment rate is also higher.

Average Weeks Worked in 2010



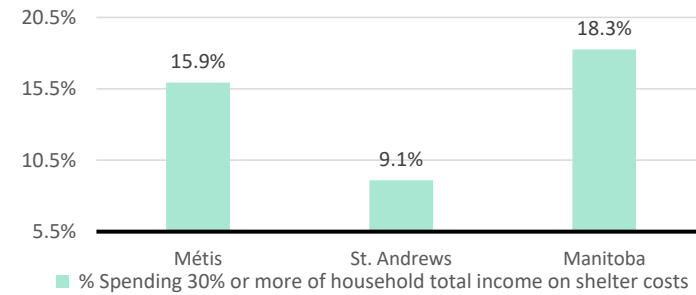
The average weeks worked in 2010 is 41.0 weeks.

Household Characteristics



There are 570 private dwellings occupied by a Métis single household, out of which 12.3% need major repairs, no Métis household reported have more than one person per room, and 9.6% Métis household reported to be not suitable.

Shelter Costs



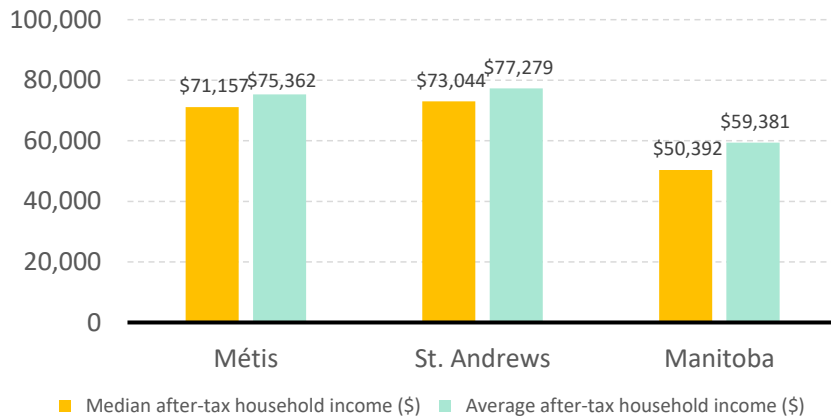
The number of Métis households spending 30% or more of household total income on shelter costs is 90,

which is 15.9% of the total private dwellings occupied by an Métis household, compared to 9.1% of the total population in St. Andrews and 18.3% of the total population in Manitoba.

St. Andrews, MB

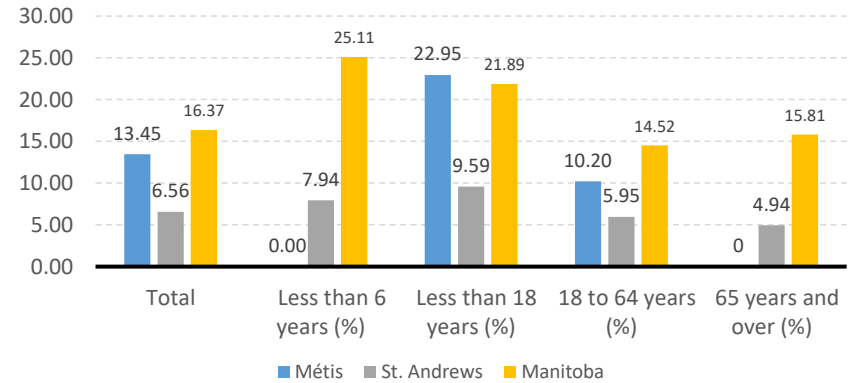
Income

After-Tax Income of Households in 2010



For Métis singles, median after-tax household income is \$71,157, and average after-tax household income is \$75,362. Métis has lower median and average after-tax income than St. Andrews, and higher median and average after-tax income than Manitoba.

Prevalence of Low Income in 2010 Based On After-Tax Low-Income Measure (%)



The prevalence of low income based on after-tax low-income measure is 13.45%.

The percentage of low income is 22.95% for people less than 18 years old, 0.00% for people less than 6 years old, 10.20% for people from 18 to 64 years old, and 0.00% for people over 65 years old.