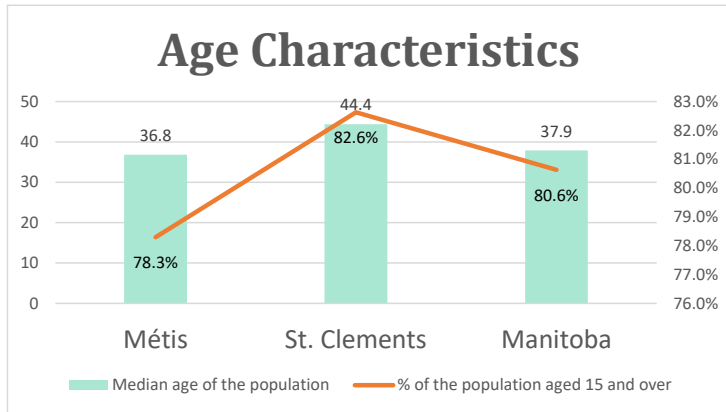


St. Clements, MB

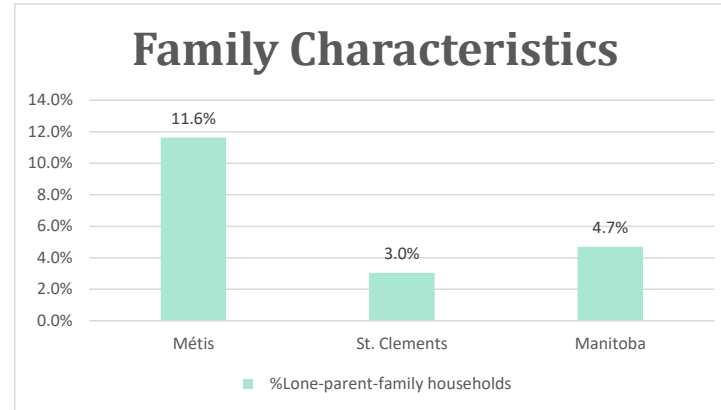
Geo_Code: 4613056

(Source: National Household survey 2011)

The total population reported with Métis single identity is 645 (Total Métis household is 400), representing 58% of Aboriginal people, accounting for 6.2% of the total population in St. Clements.

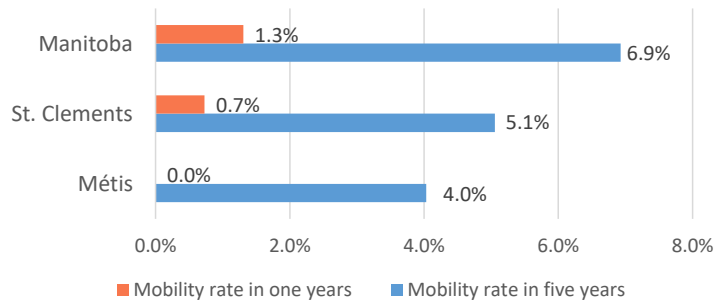


For Métis single identity population, the median age is 36.8 years old, with 78.3% of the population aged 15 and over. As for the total population, the median age is 44.4 in St. Clements and 37.9 years old in Manitoba, with 82.6% and 80.6% population aged 15 and over respectively.



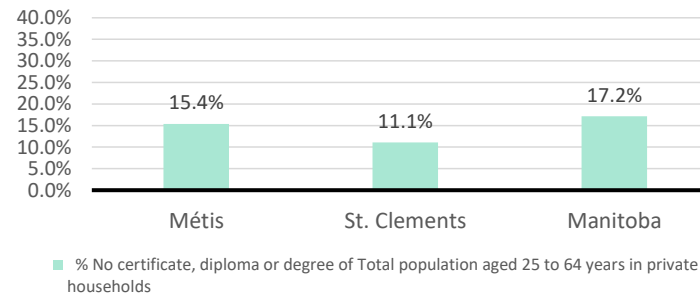
The number of Métis single lone parents household is 75, accounting for 11.6% of the total Métis single private households.

Mobility



No Métis households reported moving in for the last year. 25 Métis households moved in the past 5 years (4.0%).

Education



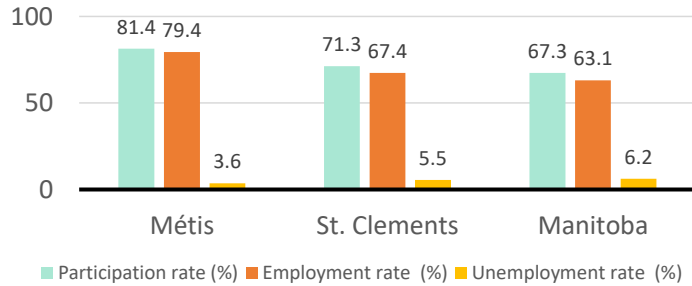
For population aged from 25 to 64 years, 15.4% Métis compared to 11.1% in St. Clements and 17.2% in Manitoba have no certificate, diploma or degree.

For Métis aged from 25 to 34, no Métis reported have no certificate, diploma or degree.

St. Clements, MB

Labor Force & Housing Statistics

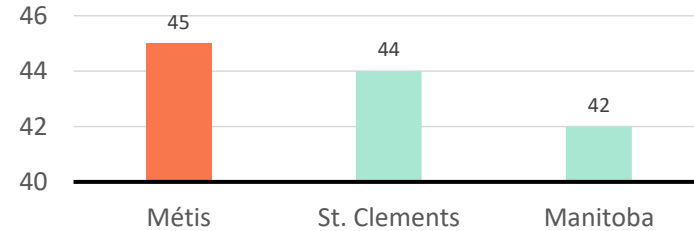
Labour Force Status



Métis participation rate is 81.4%, employment rate is 79.4%, and unemployment rate is 3.6%.

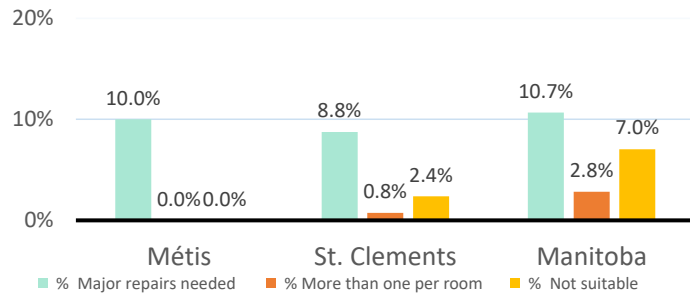
While the participation rate is higher compared with total population in St. Clements and Manitoba (71.3% and 67.3%), unemployment rate is lower.

Average Weeks Worked in 2010



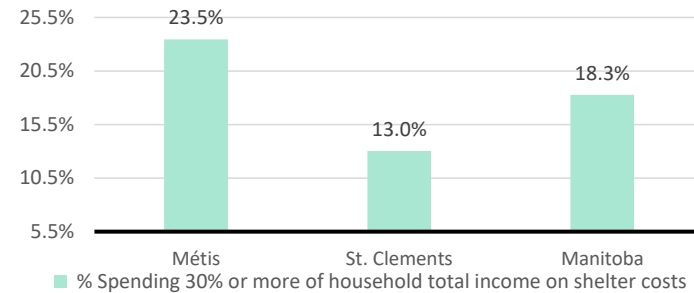
The average weeks worked in 2010 is 45.0 weeks.

Household Characteristics



There are 400 private dwellings occupied by a Métis single household, out of which 10.0% need major repairs, no Métis household reported have more than one person per room, and no Métis household reported to be not suitable.

Shelter Costs



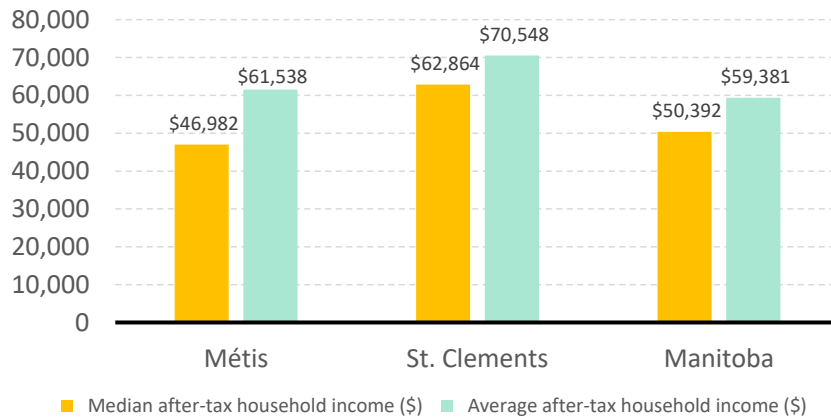
The number of Métis households spending 30% or more of household total income on shelter costs is 95, which is 23.5%

of the total private dwellings occupied by an Métis household, compared to 13.0% of the total population in St. Clements and 18.3% of the total population in Manitoba.

St. Clements, MB

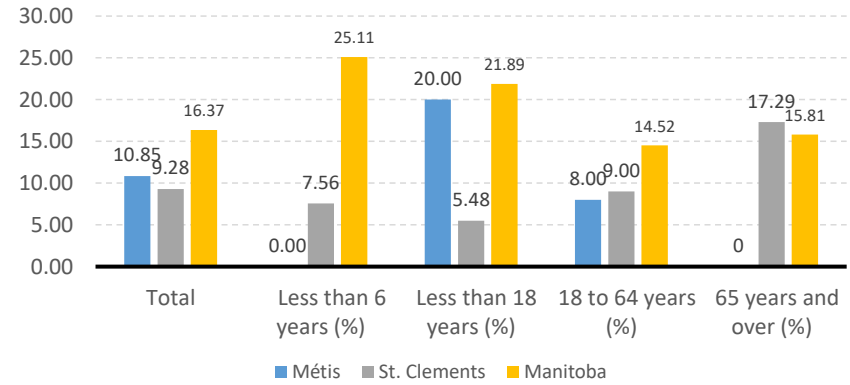
Income

After-Tax Income of Households in 2010



For Métis singles, median after-tax household income is \$46,982, and average after-tax household income is \$61,538. Métis has lower median and average after-tax income than St. Clements, and lower median but higher average after-tax income than Manitoba.

Prevalence of Low Income in 2010 Based On After-Tax Low-Income Measure (%)



The prevalence of low income based on after-tax low-income measure is 10.85%.

The percentage of low income is 20.00% for people less than 18 years old, 0.00% for people less than 6 years old, 8.00% for people from 18 to 64 years old, and 0.00% for people over 65 years old.