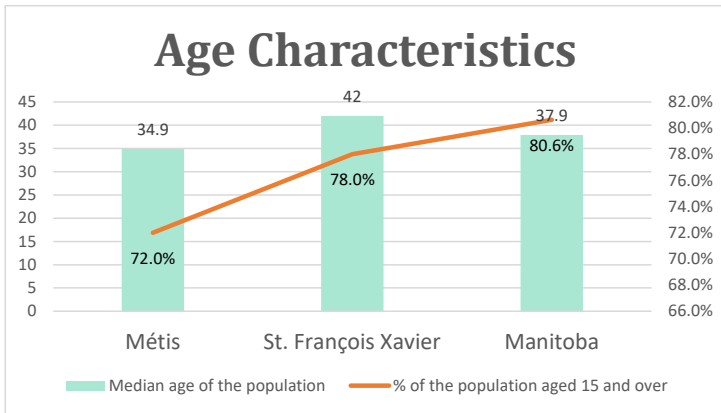


St. François Xavier, MB

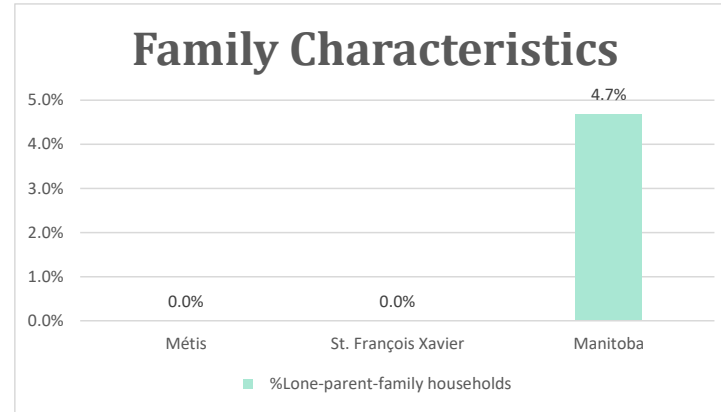
Geo_Code: 4610052

(Source: National Household survey 2011)

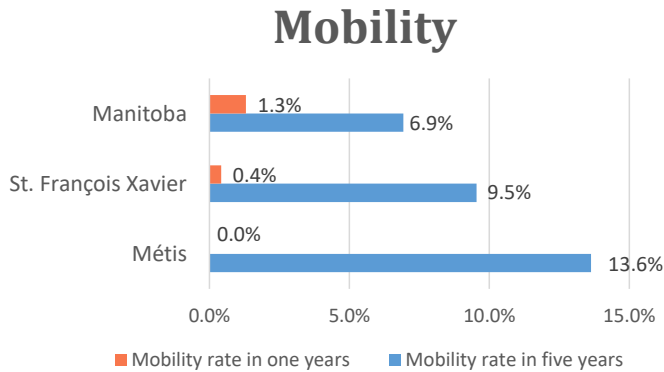
The total population reported with Métis single identity is 125 (Total Métis household is 80), representing 74% of Aboriginal people, accounting for 10.4% of the total population in St. François Xavier.



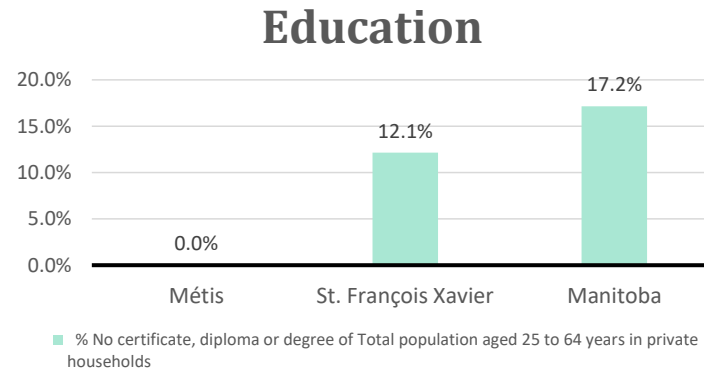
For Métis single identity population, the median age is 34.9 years old, with 72.0% of the population aged 15 and over. As for the total population, the median age is 42.0 in St. François Xavier and 37.9 years old in Manitoba, with 78.0% and 80.6% population aged 15 and over respectively.



No Métis single lone parents household reported to the survey.



No Métis households reported moving in for the last year. 15 Métis households moved in the past 5 years (13.6%).



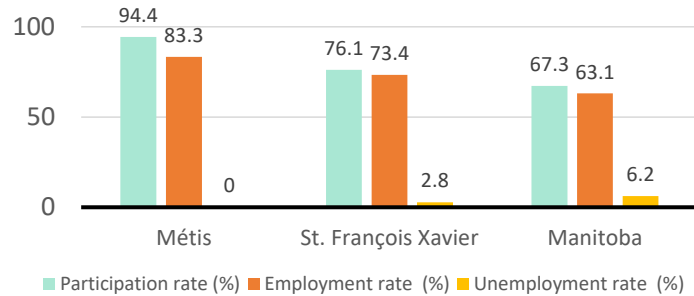
For population aged from 25 to 64 years, no Métis reported have no certificate, diploma or degree.

For Métis aged from 25 to 34, no Métis reported have no certificate, diploma or degree.

St. François Xavier, MB

Labor Force & Housing Statistics

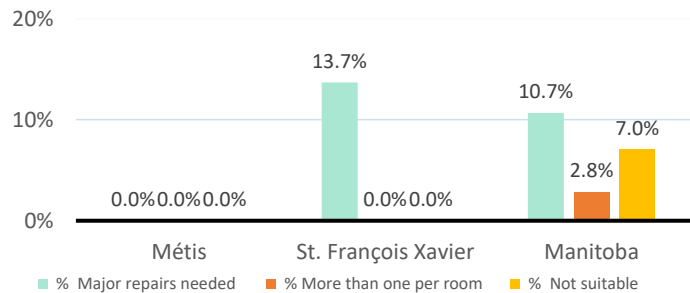
Labour Force Status



Métis participation rate is 94.4%, employment rate is 83.3%, and unemployment rate is 0.0%.

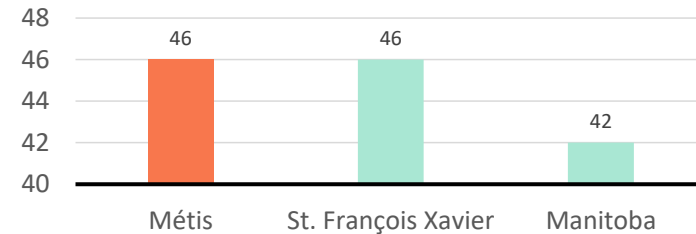
While the participation rate is higher compared with total population in St. François Xavier and Manitoba (76.1% and 67.3%), no Métis reported unemployment.

Household Characteristics



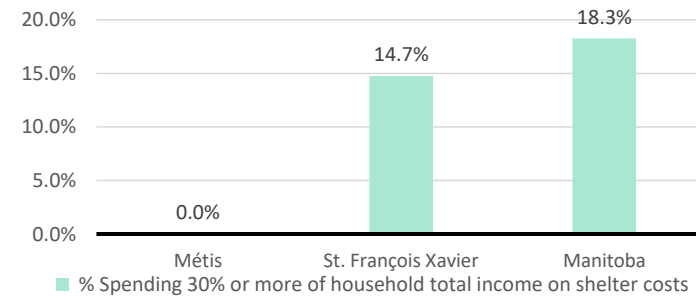
There are 80 private dwellings occupied by a Métis single household, out of which no Métis single household reported need major repairs, have more than one person per room, or not suitable.

Average Weeks Worked in 2010



The average weeks worked in 2010 is 46.0 weeks.

Shelter Costs



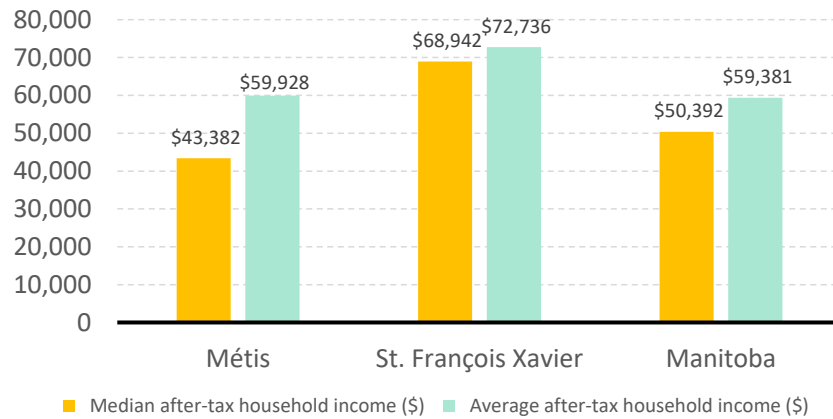
No Métis households reported spending 30% or more of household total income on shelter costs,

compared to 14.7% of the total population in St. François Xavier and 18.3% of the total population in Manitoba.

St. François Xavier, MB

Income

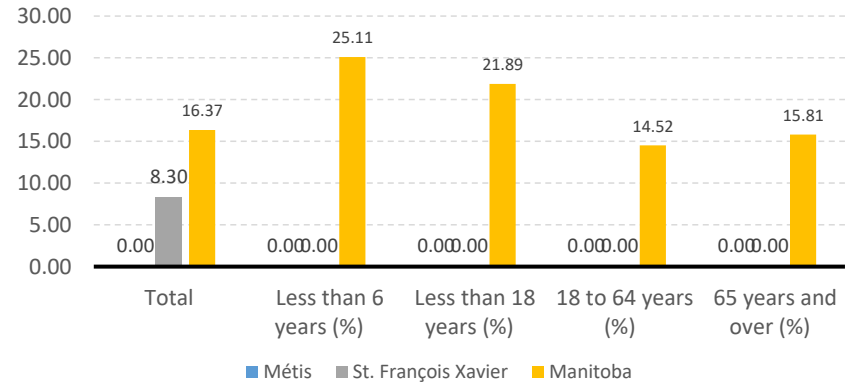
After-Tax Income of Households in 2010



For Métis singles, median after-tax household income is \$43,382, and average after-tax household income is

\$59,928. Métis has lower median and average after-tax income than St. François Xavier, and lower median and higher average after-tax income than Manitoba.

Prevalence of Low Income in 2010 Based On After-Tax Low-Income Measure (%)



The prevalence of low income based on after-tax low-income measure is 0.00%.

No Métis household reported low income in St. François Xavier.