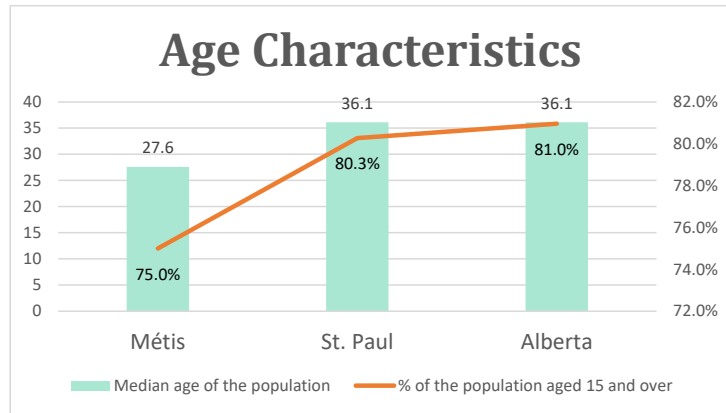


St. Paul, AB

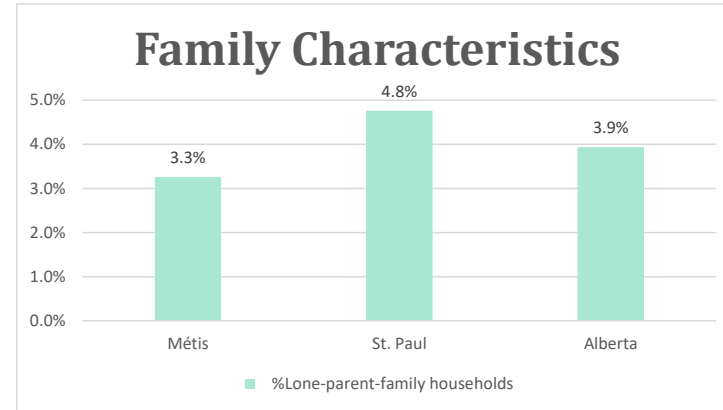
Geo_Code: 4812018

(Source: National Household survey 2011)

The total population reported with Métis single identity is 460 (Total Métis household is 265), representing 52% of Aboriginal people, accounting for 8.9% of the total population in St. Paul.

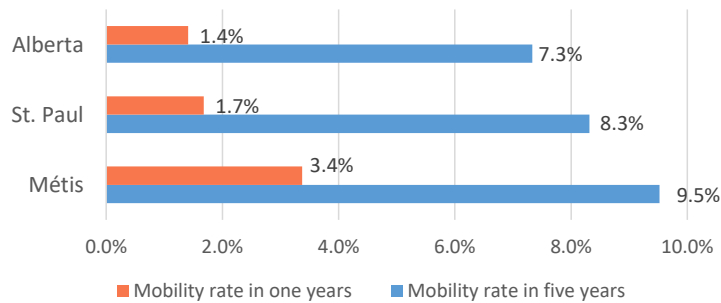


For Métis single identity population, the median age is 27.6 years old, with 75.0% of the population aged 15 and over. As for the total population, the median age is 36.1 in St. Paul and 36.1 years old in Alberta, with 80.3% and 81.0% population aged 15 and over respectively.



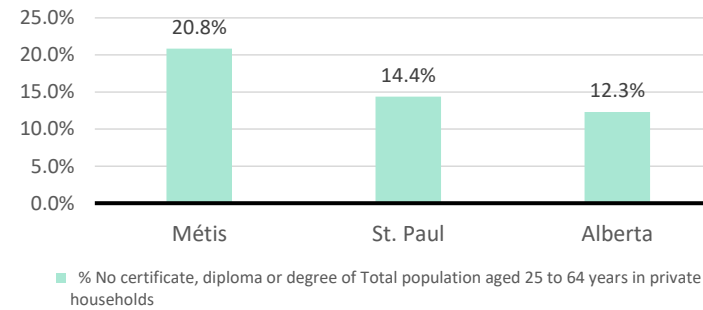
The number of Métis single lone parents household is 15, accounting for 3.3% of the total Métis single private households.

Mobility



15 Métis households moved in last year (3.4%), 40 Métis households moved in the past 5 years (9.5%).

Education



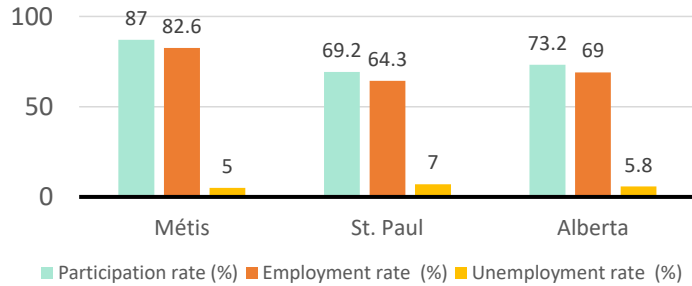
For population aged from 25 to 64 years, 20.8% Métis compared to 14.4% in St. Paul and 12.3% in Alberta have no certificate, diploma or degree.

For Métis aged from 25 to 34, no Métis reported have no certificate, diploma or degree.

St. Paul, AB

Labor Force & Housing Statistics

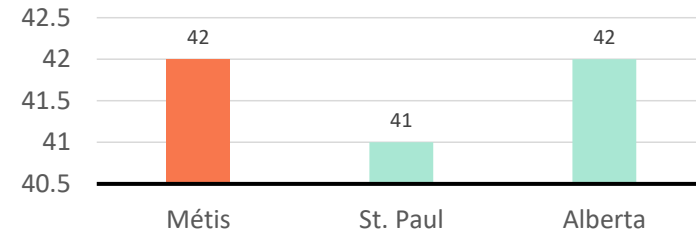
Labour Force Status



Métis participation rate is 87.0%, employment rate is 82.6%, and unemployment rate is 5.0%.

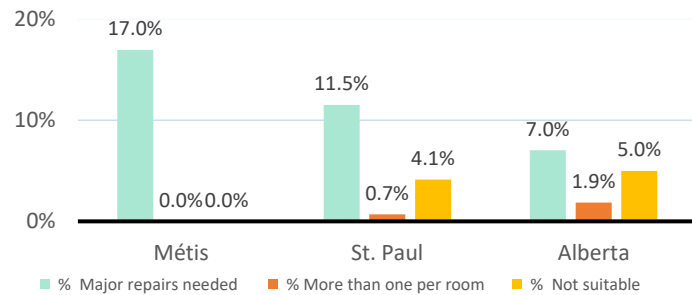
While the participation rate is higher compared with total population in St. Paul and Alberta (69.2% and 73.2%), unemployment rate is lower.

Average Weeks Worked in 2010



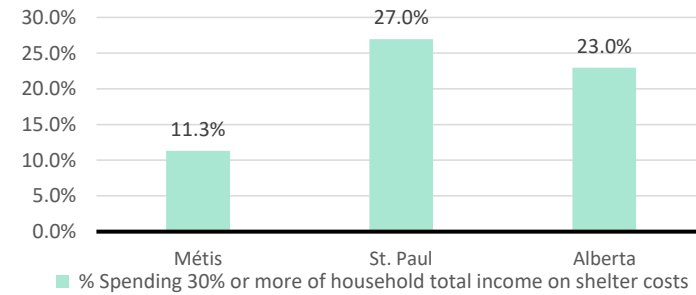
The average weeks worked in 2010 is 42.0 weeks.

Household Characteristics



There are 265 private dwellings occupied by a Métis single household, out of which 17.0% need major repairs, no Métis household reported have more than one person per room, and no Métis household reported to be not suitable.

Shelter Costs



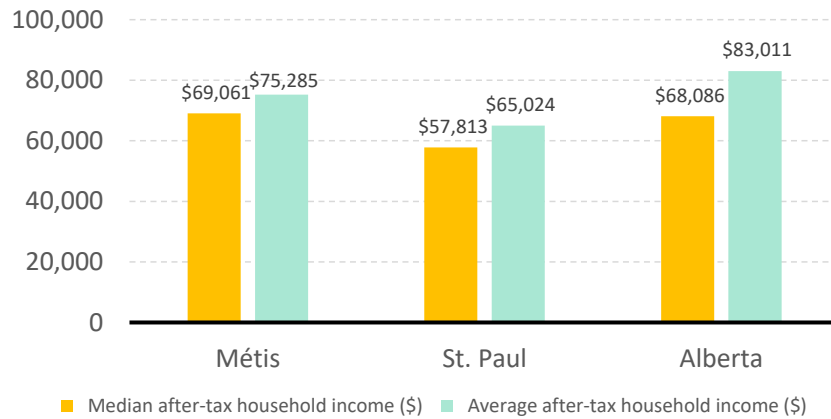
The number of Métis households spending 30% or more of household total income on shelter costs is 30, which is 11.3%

of the total private dwellings occupied by a Métis household, compared to 27.0% of the total population in St. Paul and 23.0% of the total population in Alberta.

St. Paul, AB

Income

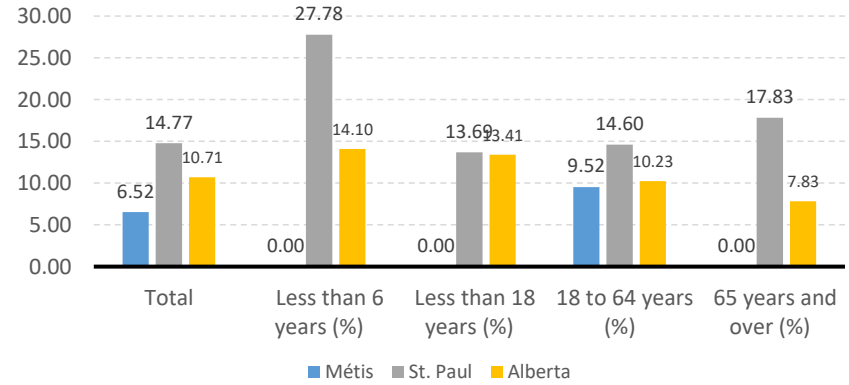
After-Tax Income of Households in 2010



For Métis singles, median after-tax household income is \$69,061, and average after-tax household income is

\$75,285. Métis has higher median and average after-tax income than St. Paul, and higher median and lower average after-tax income than Alberta.

Prevalence of Low Income in 2010 Based On After-Tax Low-Income Measure (%)



The prevalence of low income based on after-tax low-income measure is 6.52%.

The percentage of low income is 9.52% for people from 18 to 64 years old, and no Métis household reported low income in other age groups.