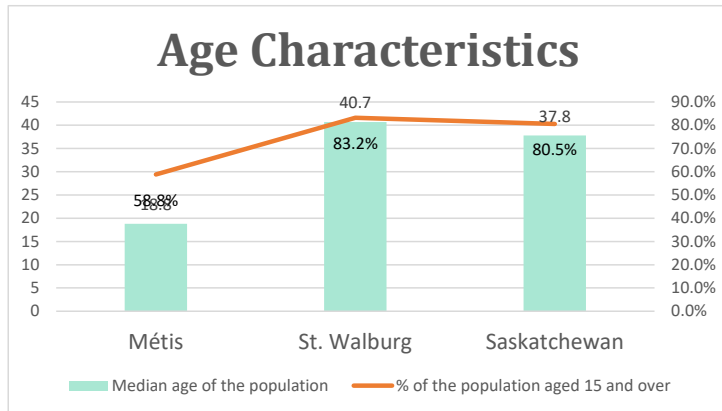


St. Walburg, SK

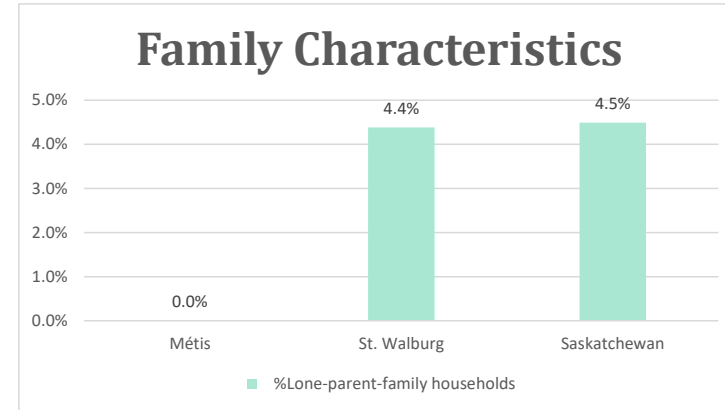
Geo_Code: 4717036

(Source: National Household survey 2011)

The total population reported with Métis single identity is 85 (Total Métis household is 40), representing 74% of Aboriginal people, accounting for 12.4% of the total population in St. Walburg.

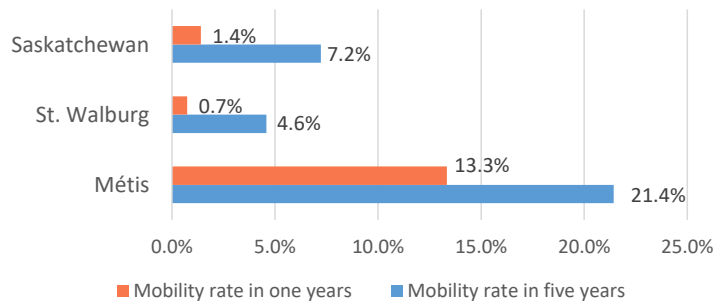


For Métis single identity population, the median age is 18.8 years old, with 58.8% of the population aged 15 and over. As for the total population, the median age is 40.7 in St. Walburg and 37.8 years old in Saskatchewan, with 83.2% and 80.5% population aged 15 and over respectively.



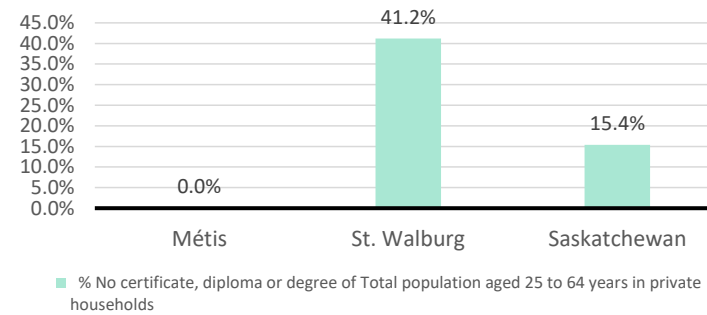
No Métis single lone parents household reported to the survey.

Mobility



10 Métis households moved in last year (13.3%), 15 Métis households moved in the past 5 years (21.4%).

Education



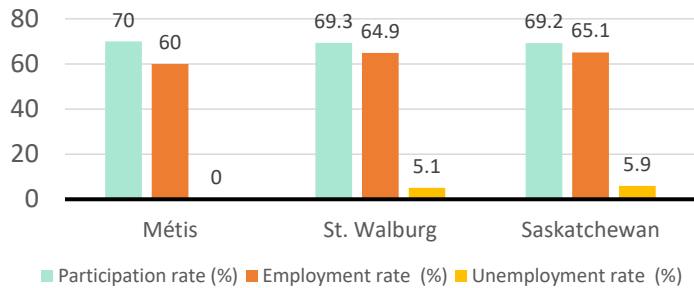
For population aged from 25 to 64 years, no Métis reported have no certificate, diploma or degree.

For Métis aged from 25 to 34, no Métis reported have no certificate, diploma or degree.

St. Walburg, SK

Labor Force & Housing Statistics

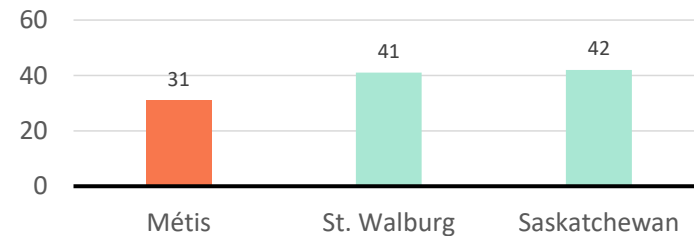
Labour Force Status



Métis participation rate is 70.0%, employment rate is 60.0%, and unemployment rate is 0.0%.

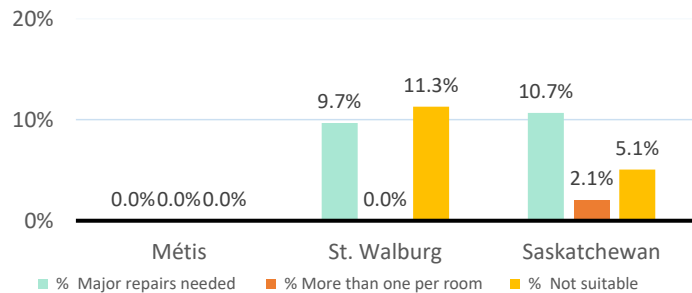
While the participation rate is higher compared with total population in St. Walburg and Saskatchewan (69.3% and 69.2%), no Métis reported unemployment.

Average Weeks Worked in 2010



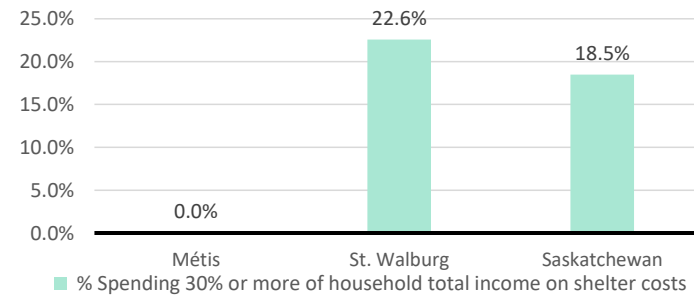
The average weeks worked in 2010 is 31.0 weeks.

Household Characteristics



There are 40 private dwellings occupied by a Métis single household, out of which no Métis single household reported need major repairs, have more than one person per room, or not suitable.

Shelter Costs



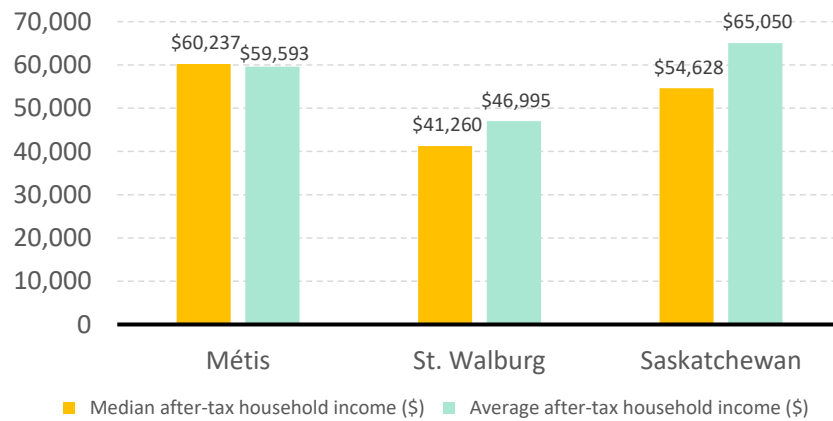
No Métis households reported spending 30% or more of household total income on shelter costs,

compared to 22.6% of the total population in St. Walburg and 18.5% of the total population in Saskatchewan.

St. Walburg, SK

Income

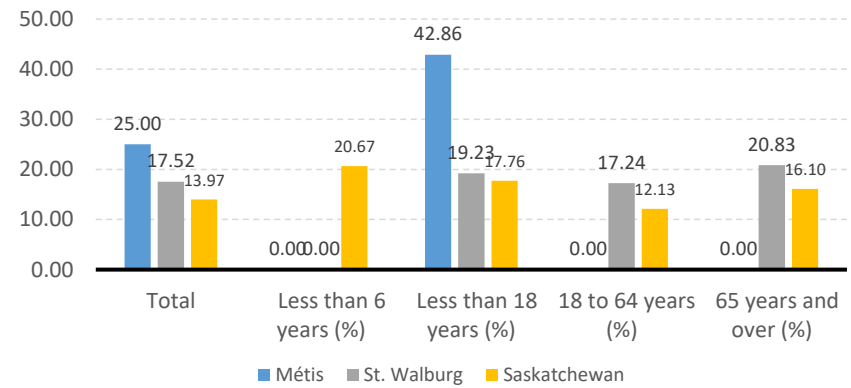
After-Tax Income of Households in 2010



For Métis singles, median after-tax household income is \$60,237, and average after-tax household income is

\$59,593. Métis has higher median and average after-tax income than St. Walburg, and higher median and

Prevalence of Low Income in 2010 Based On After-Tax Low-Income Measure (%)



The prevalence of low income based on after-tax low-income measure is 25.00%.

The percentage of low income is 42.86% for people less than 18 years old, no Métis household reported low income in other age groups.