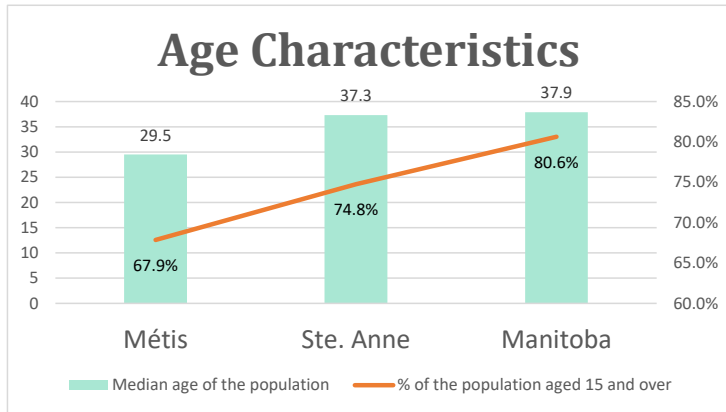


Ste. Anne, MB

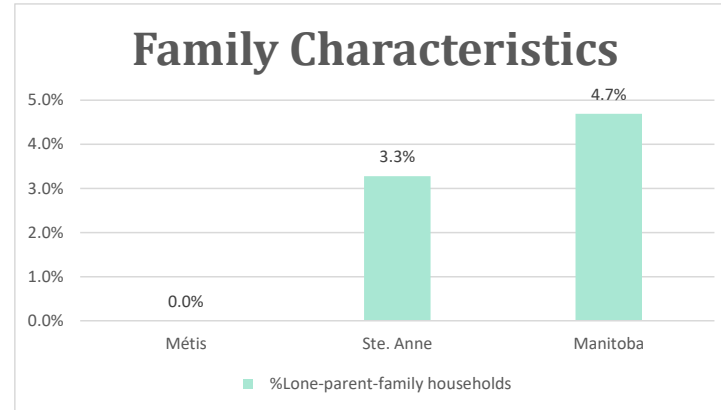
Geo_Code: 4602061

(Source: National Household survey 2011)

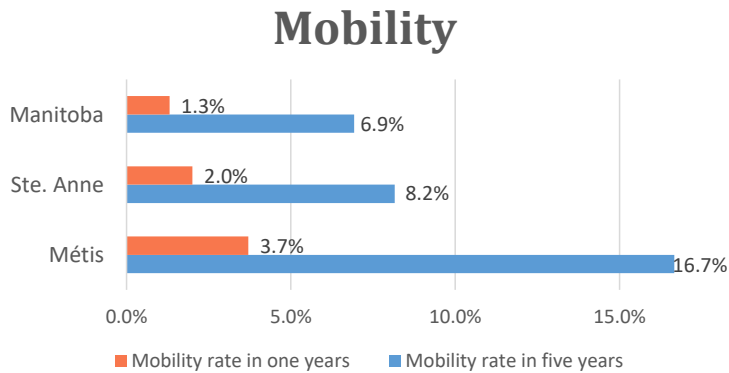
The total population reported with Métis single identity is 280 (Total Métis household is 145), representing 85% of Aboriginal people, accounting for 18.4% of the total population in Ste. Anne.



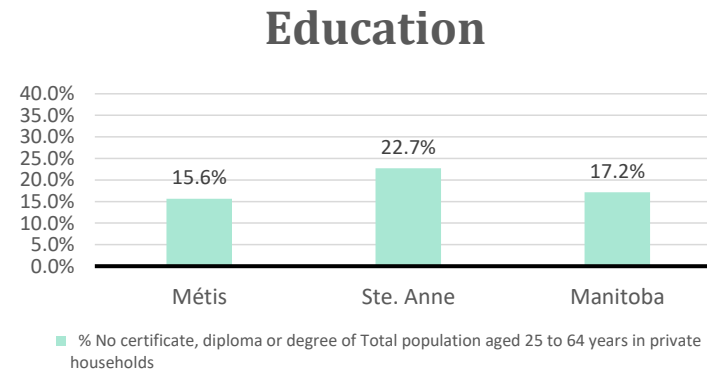
For Métis single identity population, the median age is 29.5 years old, with 67.9% of the population aged 15 and over. As for the total population, the median age is 37.3 in Ste. Anne and 37.9 years old in Manitoba, with 74.8% and 80.6% population aged 15 and over respectively.



No Métis single lone parents household reported to the survey.



10 Métis households moved in last year (3.7%), 40 Métis households moved in the past 5 years (16.7%).



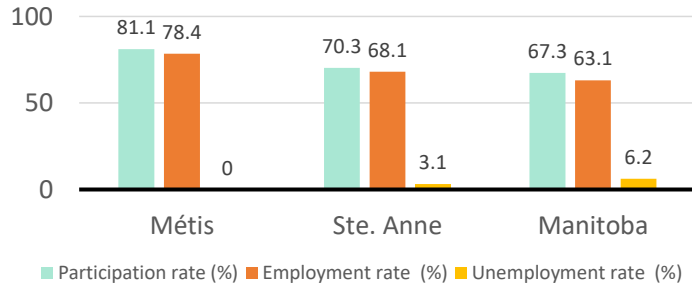
For population aged from 25 to 64 years, 15.6% Métis compared to 22.7% in Ste. Anne and 17.2% in Manitoba have no certificate, diploma or degree.

For Métis aged from 25 to 34, no Métis reported have no certificate, diploma or degree.

Ste. Anne, MB

Labor Force & Housing Statistics

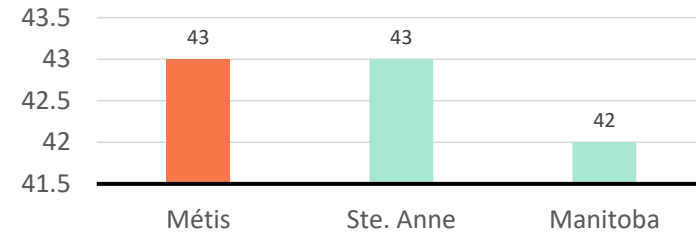
Labour Force Status



Métis participation rate is 81.1%, employment rate is 78.4%, and unemployment rate is 0.0%.

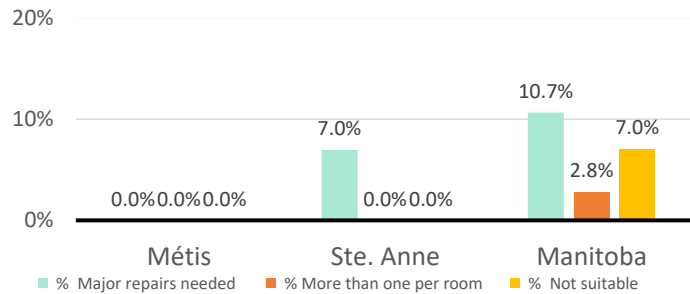
While the participation rate is higher compared with total population in Ste. Anne and Manitoba (70.3% and 67.3%), no Métis reported unemployment.

Average Weeks Worked in 2010



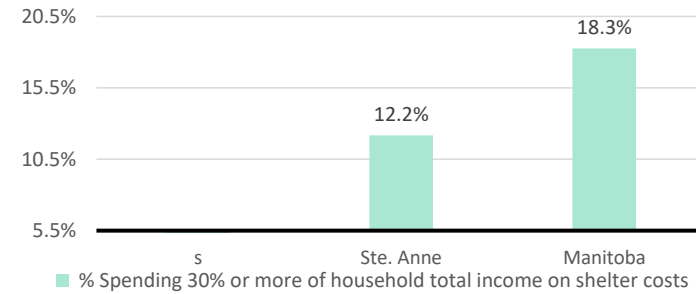
The average weeks worked in 2010 is 43.0 weeks.

Household Characteristics



There are 145 private dwellings occupied by a Métis single household, out of which no Métis single household reported need major repairs, have more than one person per room, or not suitable.

Shelter Costs



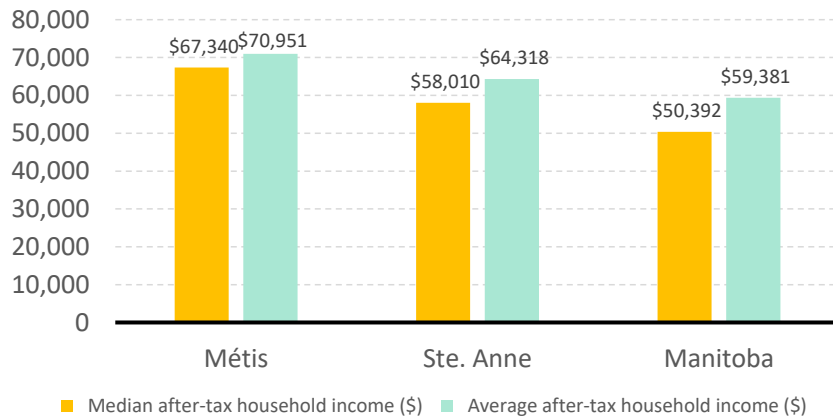
No Métis households reported spending 30% or more of household total income on shelter costs,

compared to 12.2% of the total population in Ste. Anne and 18.3% of the total population in Manitoba.

Ste. Anne, MB

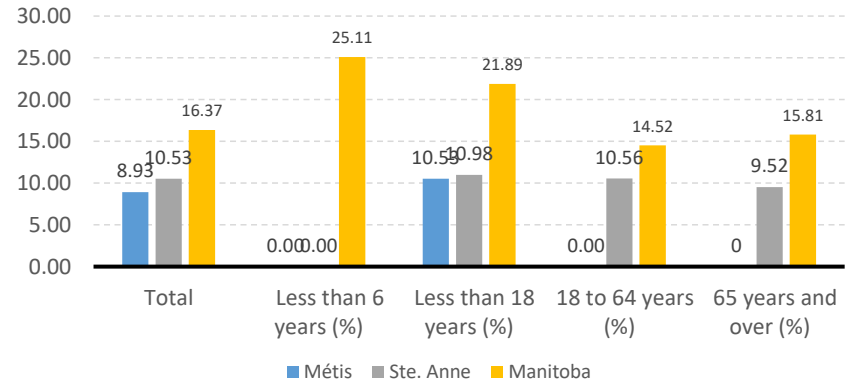
Income

After-Tax Income of Households in 2010



For Métis singles, median after-tax household income is \$67,340, and average after-tax household income is \$70,951. Métis has higher median and average after-tax income than Ste. Anne and Manitoba.

Prevalence of Low Income in 2010 Based On After-Tax Low-Income Measure (%)



The prevalence of low income based on after-tax low-income measure is 8.93%.

The percentage of low income is 10.53% for people less than 18 years old, no Métis household reported low income in other age groups.