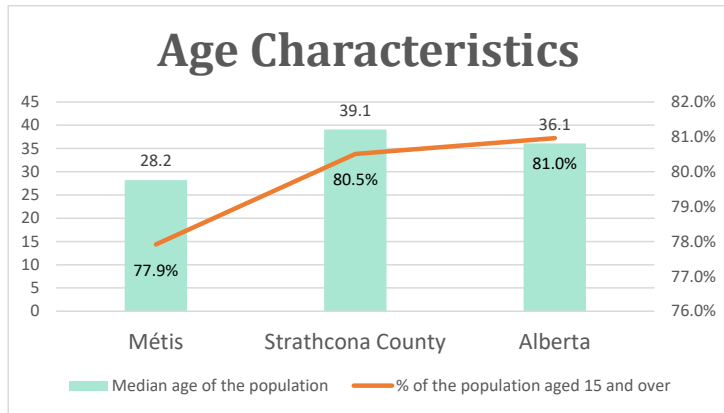


Strathcona County, AB

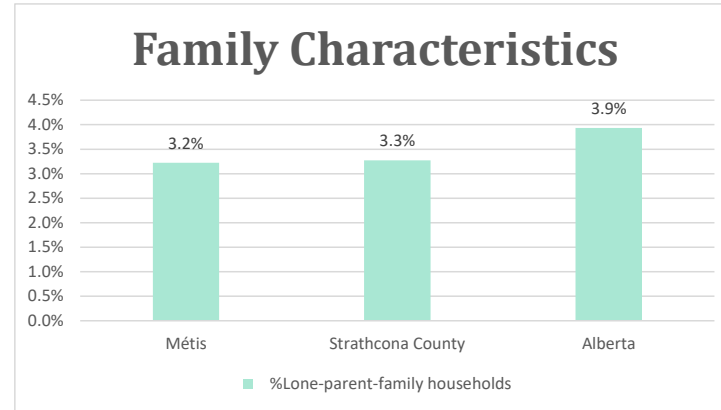
Geo_Code: 4811052

(Source: National Household survey 2011)

The total population reported with Métis single identity is 2,015 (Total Métis household is 1,050), representing 58% of Aboriginal people, accounting for 2.2% of the total population in Strathcona County.

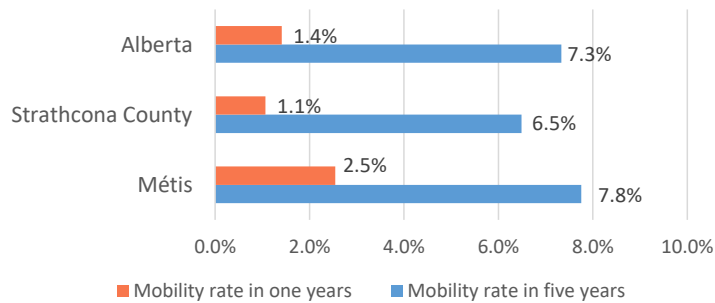


For Métis single identity population, the median age is 28.2 years old, with 77.9% of the population aged 15 and over. As for the total population, the median age is 39.1 in Strathcona County and 36.1 years old in Alberta, with 80.5% and 81.0% population aged 15 and over respectively.



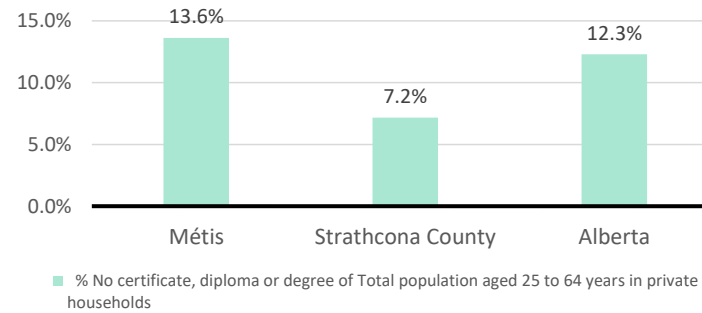
The number of Métis single lone parents household is 65, accounting for 3.2% of the total Métis single private households.

Mobility



50 Métis households moved in last year (2.5%), 145 Métis households moved in the past 5 years (7.8%).

Education



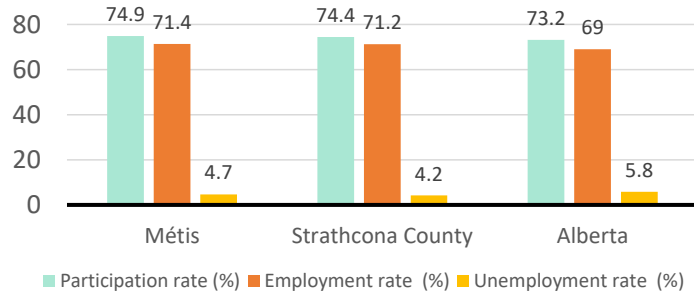
For population aged from 25 to 64 years, 13.6% Métis compared to 7.2% in Strathcona County and 12.3% in Alberta have no certificate, diploma or degree.

For Métis aged from 25 to 34, 15.2% Métis reported to have no certificate, diploma or degree.

Strathcona County, AB

Labor Force & Housing Statistics

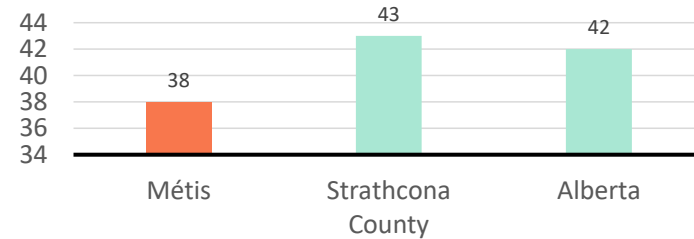
Labour Force Status



Métis participation rate is 74.9%, employment rate is 71.4%, and unemployment rate is 4.7%.

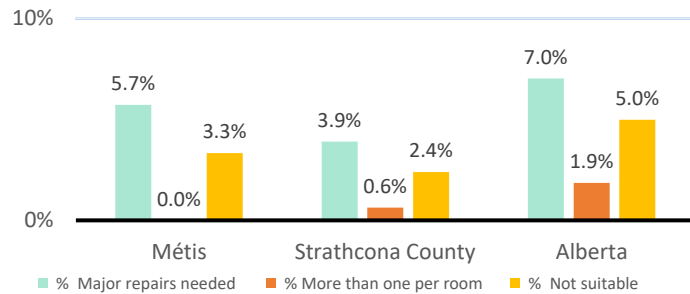
While the participation rate is higher compared with total population in Strathcona County and Alberta (74.4% and 73.2%), unemployment rate is higher than Strathcona County and lower than Alberta.

Average Weeks Worked in 2010



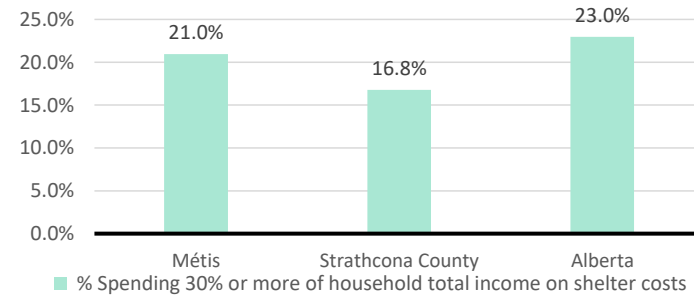
The average weeks worked in 2010 is 38.0 weeks.

Household Characteristics



There are 1050 private dwellings occupied by a Métis single household, out of which 5.7% need major repairs, no Métis household reported have more than one person per room, and 3.3% Métis household reported to be not suitable.

Shelter Costs



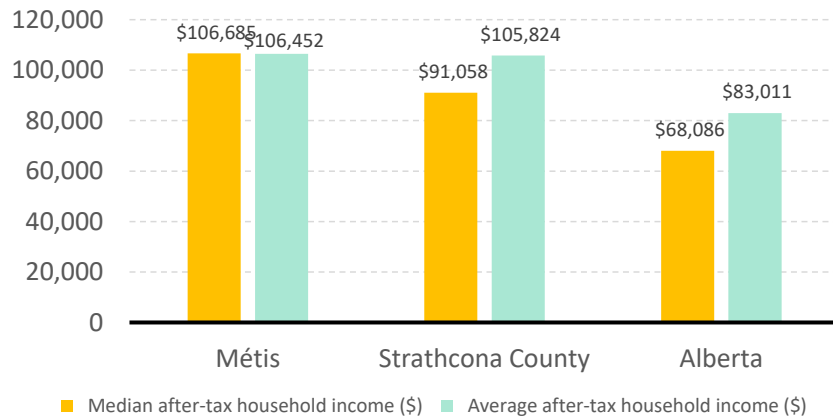
The number of Métis households spending 30% or more of household total income on shelter costs is 220, which is 21.0%

of the total private dwellings occupied by a Métis household, compared to 16.8% of the total population in Strathcona County and 23.0% of the total population in Alberta.

Strathcona County, AB

Income

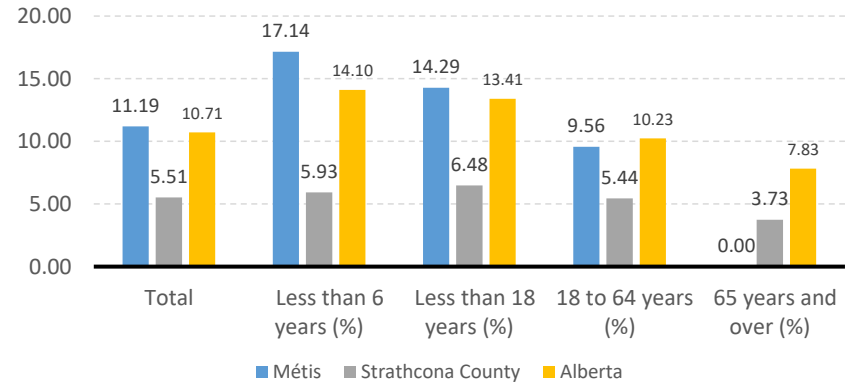
After-Tax Income of Households in 2010



For Métis singles, median after-tax household income is \$106,685, and average after-tax household income is

\$106,452. Métis has higher median and average after-tax income than Strathcona County and Alberta.

Prevalence of Low Income in 2010 Based On After-Tax Low-Income Measure (%)



The prevalence of low income based on after-tax low-income measure is 11.19%.

The percentage of low income is 14.29% for people less than 18 years old, 17.14% for people less than 6 years old, 9.56% for people from 18 to 64 years old, and 0.00% for people over 65 years old.